

## Series Vents Quiet-Mild



Innovative axial low-noise and energy-saving fans for exhaust ventilation with air flow up to 370 m<sup>3</sup>/h

### Applications

- Innovative exhaust fan with stylish design for new comfort level in shower rooms, bathrooms, kitchens and other residential premises.
- Maximum air flow combined with low noise level provide the ideal microclimate.
- Mounting into ventilation shafts or connection to Ø 100, 125, 150 mm.

### Design

- Casing and impeller made of high-quality and durable UV-resistant plastic.
- Specially designed impeller aerodynamic profile provides high air flow and low noise.
- The shortened spigot for mounting into a ventilation shaft or connection to Ø 100, 125, 150 mm air ducts.
- The fan is equipped with a specially designed back valve to prevent back flow and heat losses during the fan standby.
- The fan exhaust spigot incorporates specially designed air rectifiers to reduce air turbulence, increase air pressure and lower noise level.
- High ingress protection rating makes the fan the ideal solution for ventilation of a bathroom.
- The electronic components are protected with tight covers.
- The fans VENTS 150 Quiet-Mild and VENTS 150 Quiet-Mild Extra are additionally equipped with a special vibration absorbing sealer along the fan contour.

### Colour modifications



100/125/150  
Quiet-Mild  
red RAL 3013



100/125/150  
Quiet-Mild  
vintage



100/125/150  
Quiet-Mild  
alu lak



100/125/150  
Quiet-Mild  
chrome



100/125/150  
Quiet-Mild  
black sapphire

### Motor

- Reliable ball bearing motor with low energy demand from 7.5 W.
- Maintenance-free bearings contain enough grease for 40 000 hrs non-stop operation.
- The motor rests on rubber anti-vibration connectors to ensure low-noise operation of the fan.
- The motor is equipped with overheating protection.
- Vents 150 Quiet-Mild model is equipped with a two speed motor. Vents 150 Quiet-Mild Extra model is equipped with a two speed high-powered motor.

### Modifications and options



**Quiet-Mild Extra** – modification with a high-powered motor.



**Quiet-Mild T** – turn-off delay timer modification (from 2 to 30 min).



**Quiet-Mild TH** – turn-off delay timer modification (from 2 to 30 min) and humidity sensor with set point from 60 to 90 %.



**Quiet-Mild V** – pull-cord switch modification.



**Quiet-Mild VT** – modification with pull-cord switch and turn-off delay timer (from 2 to 30 min).



**Quiet-Mild VTH** – modification with pull-cord switch, turn-off delay timer (from 2 to 30 min) and humidity sensor with set point from 60 to 90 %.



**Quiet-Mild TP** – modification with turn-off delay timer (from 2 to 30 min) and motion sensor (reach distance from 1 to 4 m, viewing angle up to 100°).

\* Models VENTS 150 Quiet-Mild with modification T/TP/VT/VTH additionally supplied with turn-on delay timer adjustable from 0 to 2 minutes.

### Operation modes of fans 150 Quiet-Mild and 150 Quiet-Mild Extra

Operation modes for T modifications of VENTS 150 Quiet-Mild / VENTS 150 Quiet-Mild Extra models are selected by setting the switch.

#### Mode 1 (single-speed mode)

- The fan is turned off by default. The fan starts operating at the low speed when the switch is closed or the sensors are activated.

#### Mode 2 (single-speed mode)

- The fan is turned off by default. The fan starts operating at the high speed when the switch is

closed or the sensors are activated.

#### Mode 3 (two-speed mode)

- The fan operates at the low speed by default. The fan switches to the high speed when the switch is closed or the sensors are activated.

#### Mode 4 (two-speed mode)

- The fan is turned off by default.
- The fan starts operating at the low speed when the switch is closed. The fan switches to the high speed when the humidity sensor is activated.

#### Mode 4 (two-speed mode)

- The fan is turned off by default. The fan starts operating at the low speed when the switch is closed or the humidity sensor is activated. If during the operation at the low speed the switch is closed or the humidity sensor is activated, the fan switches to the high speed.

### Control

#### Manual control:

- Manual control with a room light switch. The switch is not included in the delivery set.
- The fan is controlled by the built-in pull cord switch V. Not applied in case of ceiling mounting.
- Speed control is performed with a thyristor speed controller or with P2-1-300 speed switch (only for fans VENTS 150 Quiet-Mild and VENTS 150 Quiet-Mild Extra), see Electrical Accessories. Speed controllers can not be connected to the fans with T, TH, VT, VTH modification.

#### Automatic control:

- By the electronic control unit **BU-1-60** (see Electrical Accessories). The control unit is supplied separately.
- By the timer **T** (the built-in turn-off delay timer enables the fan operation within 2 to 30 minutes after the fan switching off).
- By the humidity sensor and timer **TH** (if the humidity level in the room exceeds the sensor set value within 60-90 % the fan switches automatically on and operates until the humidity level drops to the standard level, after that the fan continues operating within the set time period and shuts down).
- By the motion sensor and timer **TP** (if motion is detected in the reach area, the fan is switched automatically and operates within the set time period from 2 to 30 min. Reach distance up to 4 m, the max. viewing angle 100°).

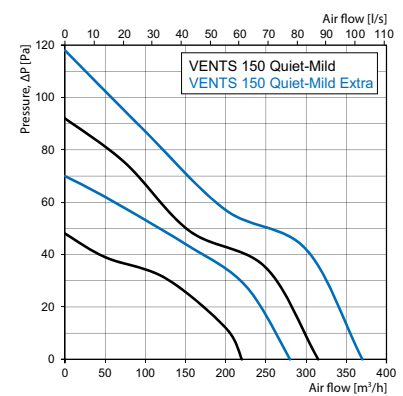
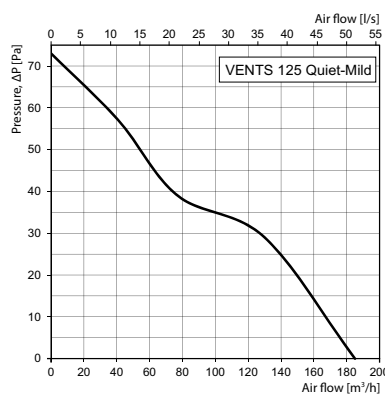
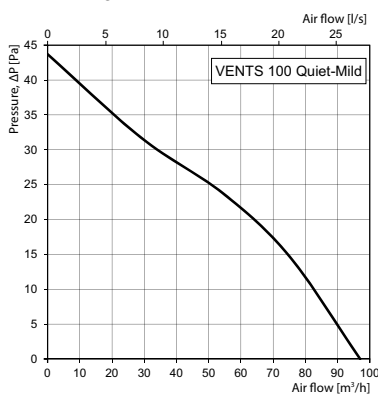
### Mounting features

- Installation directly inside a ventilation shaft.
- Flexible air ducts may be used in case of remote location of the ventilation shaft. Connection of the air duct to the exhaust flange with a clamp.
- Wall mounting with screws.
- Suitable for ceiling mounting.

### Technical data

Model	Speed	Frequency [Hz]	Voltage [V]	Power consumption [W]	Current [A]	Maximum air flow [m <sup>3</sup> /h]	Sound pressure level at 3 m [dBA]	Weight [kg]	Electrical protection class
VENTS 100 Quiet-Mild	-	50	220-240	7.5	0.049	97	25	0.55	IP45
VENTS 100 Quiet-Mild (220-240 V / 60 Hz)		60							
VENTS 125 Quiet-Mild	-	50	220-240	17	0.11	185	32	0.78	
VENTS 125 Quiet-Mild (220-240 V / 60 Hz)		60							
VENTS 150 Quiet-Mild	max.	50/60	220-240	19	0.09	315	33	1.33	
	min.			17	0.08	220	28		
VENTS 150 Quiet-Mild Extra	max.	50/60	220-240	22	0.1	370	38	1.33	IP45
	min.			19	0.09	280	32		

### Aerodynamic characteristics



### Overall dimensions

Model	Dimensions [mm]			
	∅ D	B	L	L1
VENTS 100 Quiet-Mild	99	158	81	26
VENTS 125 Quiet-Mild	123.5	182	91	27
VENTS 150 Quiet-Mild	147.5	214	111	32
VENTS 150 Quiet-Mild Extra				

### Certificates

