





















Series **Boost-I**



Diagonal-Rohrventilatoren in schalldämmten Gehäusen

- Schalldämmung
- Motortyp: AC
- Laufradtyp: Mixed
- Gehäusematerial: Verzinkter Stahl
- Timer: Nachlaufschalter
- Steuerung: Speed controller

Lineup	Luftkanalgröße, mm	Leistung, W	Max. Förderleistung, m ³ /h	Stromkabel mit Netzstecker	Temperatursensor	Timer
 Boost-I 200	200	113	1110	✗	✗	
 Boost-I 200 T	200	113	1110	✗	✗	✓
 Boost-I 200 Un	200	113	1110	✓	✓	
 Boost-I 200 R	200	113	1110	✓	✗	
 Boost-I 200 V	200	113	1110	✗	✗	
 Boost-I 200 P	200	113	1110	✗	✗	
 Boost-I 250	250	188	1670	✗	✗	

 Boost-I 250 T	250	188	1670	✗	✗	✓
 Boost-I 250 Un	250	188	1670	✓	✓	
 Boost-I 250 R	250	188	1670	✓	✗	
 Boost-I 250 V	250	188	1670	✗	✗	
 Boost-I 250 P	250	188	1670	✗	✗	
 Boost-I 315	315	148	2300			
 Boost-I 315 T	315	148	2300			✓
 Boost-I 315 Un	315	148	2300	✓	✓	
 Boost-I 315 R	315	148	2300	✓		
 Boost-I 315 V	315	148	2300			
 Boost-I 315 P	315	148	2300			
 Boost-I 355	355	150	2360			
 Boost-I 355 T	355	150	2360			✓
 Boost-I 355 Un	355	150	2360	✓	✓	

 Boost-I 355 R	355	150	2360	✓		
 Boost-I 355 V	355	150	2360			
 Boost-I 355 P	355	150	2360			
 Boost-I 400	400	224	3185			
 Boost-I 400 T	400	224	3185			✓
 Boost-I 400 Un	400	224	3185	✓	✓	
 Boost-I 400 R	400	224	3185	✓		
 Boost-I 400 V	400	224	3185			
 Boost-I 400 P	400	224	3185			