








## Series **DMR**

Revisionstüren aus Metall mit einem Kunststoffgriff



Lineup	
	DMR 100x100
	DMR 150x150
	DMR 150x200
	DMR 150x250
	DMR 150x300
	DMR 200x200
	DMR 200x250



DMR 200x300



DMR 200x350



DMR 200x400



DMR 225x300



DMR 225x590



DMR 250x250



DMR 250x300



DMR 250x350



DMR 250x400



DMR 250x450



DMR 300x200



DMR 300x300



DMR 300x400



DMR 300x500



DMR 300x600



DMR 350x350



DMR 400x400



DMR 400x500



DMR 400x600



DMR 450x250



DMR 450x450



DMR 500x500



DMR 500x600



DMR 500x800



DMR 555x555



DMR 600x400



DMR 600x600



DMR 600x800