







Series **KSA**



Radiale Rohrventilatoren mit wärme- und schallisoliertem Gehäuse

- Schalldämmung
- Motortyp: AC
- Laufradtyp: Centrifugal forward curved blades
- Gehäusematerial: Verzinkter Stahl

Lineup	Luftkanalgröße, mm	Leistung, W	Max. Förderleistung, m ³ /h
 KSA 100-2E	100	130	425
 KSA 125-2E	125	155	505
 KSA 150-2E	150	335	750
 KSA 160-2E	160	335	750
 KSA 200-4E	200	115	640