













## Series **KSB K2 EC**

Kanal-Radialventilatoren im schall- und geräuschisolierten Gehäuse

- Schalldämmung
- Motortyp: EC
- Laufradtyp: Centrifugal backward curved blades
- Gehäusematerial: Aluzinc



| Lineup  | Luftkanalgröße, mm | Leistung, W | Max. Förderleistung, m <sup>3</sup> /h |
|---|--------------------|-------------|--|
|  KSB 100 K2 EC | 100                | 69          | 341                                    |
|  KSB 125 K2 EC | 125                | 78          | 444                                    |
|  KSB 150 K2 EC | 150                | 81          | 495                                    |
|  KSB 160 K2 EC | 160                | 85          | 454                                    |
|  KSB 200 K2 EC | 200                | 111         | 740                                    |
|  KSB 250 K2 EC | 250                | 164         | 1099                                   |
|  KSB 315 K2 EC | 315                | 531         | 3053                                   |

|   |     |      |      |
|---|-----|------|------|
|  KSB 355 K2 EC | 355 | 527  | 3417 |
|  KSB 400 K2 EC | 400 | 513  | 3633 |
|  KSB 450 K2 EC | 450 | 1200 | 5620 |
|  KSB 500 K2 EC | 500 | 752  | 7145 |