








Series **Coupling**



Lineup	
	Coupling 100
	Coupling 110
	Coupling 125
	Coupling 140
	Coupling 150
	Coupling 160
	Coupling 180



Coupling 200



Coupling 224



Coupling 250



Coupling 280



Coupling 315



Coupling 355



Coupling 400



Coupling 450



Coupling 500



Coupling 560



Coupling 600



Coupling 630



Coupling 710



Coupling 800



Coupling 900



Coupling 1000



Coupling 1120



Coupling 1250



Coupling 1400



Coupling 1600