

D series



D2 series



Plastic access doors opening from either side

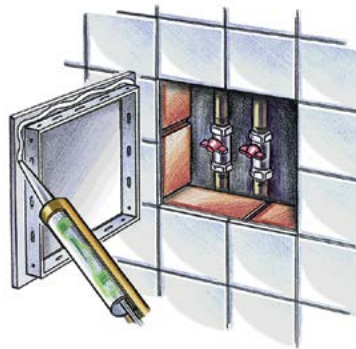
Applications

- Designed for wall or ceiling applications.
- Enable quick and convenient access to concealed equipment and utility lines.
- Suitable for high-humidity areas.
- Protected by national patents worldwide.

Design

- Made of high-quality ABS plastic.
- Left or right-side opening.

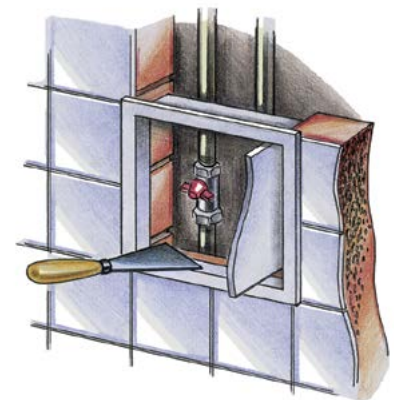
Sample installations



- Press gently to open and close.
- The swinging D2 doors provide maximum clearance while accessing utility lines.
- A wide range of sizes.

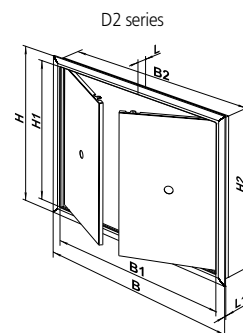
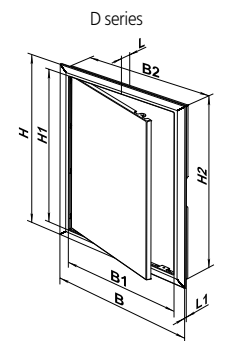
Mounting

- Easy mounting using mortar or glue.
- Universal mountings for left or right-side opening.
- Easy servicing.



Dimensions

Model	Dimensions, mm							
	H	B	H1	B1	H2	L1	L	B2
D 100x100	137	137	93	93	98	5	25	98
D 150x150	167	167	123	123	147	5	25	147
D 150x200	217	167	173	123	197	5	25	147
D 150x300	317	167	273	123	297	5	25	147
D 200x200	217	217	173	173	197	5	25	197
D 200x250	267	217	223	173	247	5	25	197
D 200x300	317	217	273	173	297	5	25	197
D 200x400	417	217	373	173	397	5	25	197
D 250x250	267	267	246	246	247	5	25	247
D 250x300	347	267	303	223	327	5	25	247
D 250x400	417	267	373	223	397	5	25	247
D 300x300	317	317	273	273	297	5	25	297
D 300x400	417	317	373	273	397	5	25	297
D 300x500	517	317	473	273	497	5	25	297
D 300x600	617	317	573	273	597	5	25	297
D 400x500	517	417	473	373	497	5	25	397
D 400x600	617	417	573	373	597	5	25	397
D2 300x300	317	288	273	244	297	5	25	268
D2 400x400	416	388	372	344	397	5	25	370



Color options



White



Beige



Grey



Sky Blue



Beige Marble



Grey Marble



Blue Marble



Green Marble