

Series
DRF-VKM
DRF-VKMz



Destratificator is one of the most efficient energy saving components. Its basic target is to prevent warm air accumulation in upper parts of the premise and to direct warm air flow to occupied spaces at the human height elevation.

■ **Applications**

Destratificators are used in industrial premises, workshops, exhibition, concert and enclosed sport halls and other premises with the ceiling height 5 m and more. As a result of natural air convection warm air is accumulated upwards closer to ceiling and air at 2-2.5 m height has lower temperature.

■ **Description**

Destratificators are designed for balancing of the air temperature under the ceiling and in occupied areas. A great amount of thermal energy is accumulated above the occupied areas and just dissipated through the walls or ceilings in case of no heat recovery. Destratificators solve this problem by generating vertical air flow that minimizes air temperature drop between floor and the ceiling. Use of destratificator reduces thermal losses and energy demands for heating.

■ **Design**

The destratificator casing is made of polymer-coated or galvanized steel and supplied with aluminium guiding nozzle.

■ **Motor**

Destratificator is equipped with a single-phase external rotor motor and a centrifugal impeller with backward curved blades. The motor has integrated overheating protection with automatic restart. The motors are equipped with ball bearings. Ingress protection rating is IP 44.

■ **Speed control**

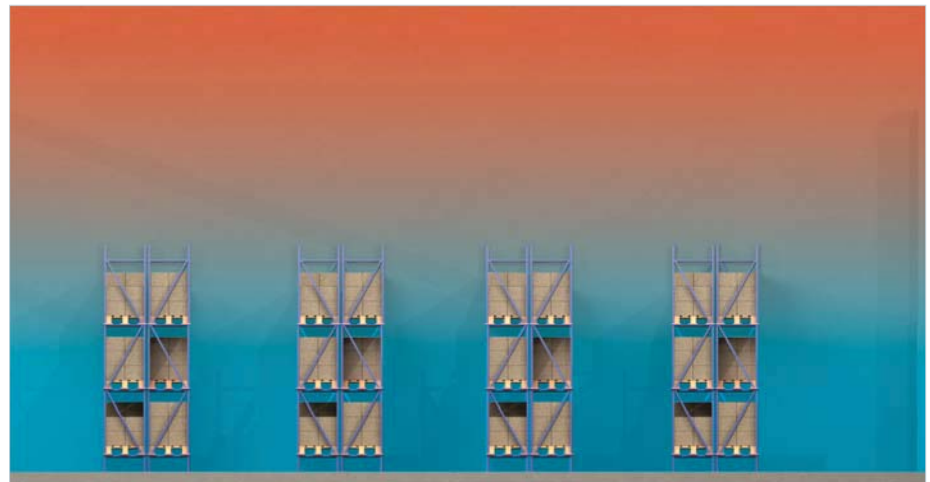
Step or speed control is performed with a thyristor or autotransformer. Several destratificators can be connected to one speed controller if the total power and operating current do not exceed the rated speed controller parameters.

■ **Mounting**


Destratificators are designed for indoor mounting in premises protected against weather factors and are installed under ceiling with the discharge nozzles downwards. Electric power to the destratificator fan is supplied through the external terminal block. While connecting and installing the unit follow the installation guidelines and wiring diagram shown on the terminal box.

■ **Selection**

While selecting the standard size of the destratificator consider that the effective reach distance must be correlated with the premise height as 1, 25 to 1. The number of destratificators is selected on the assumption that the total air capacity is equal to the premise volume or doubles it.



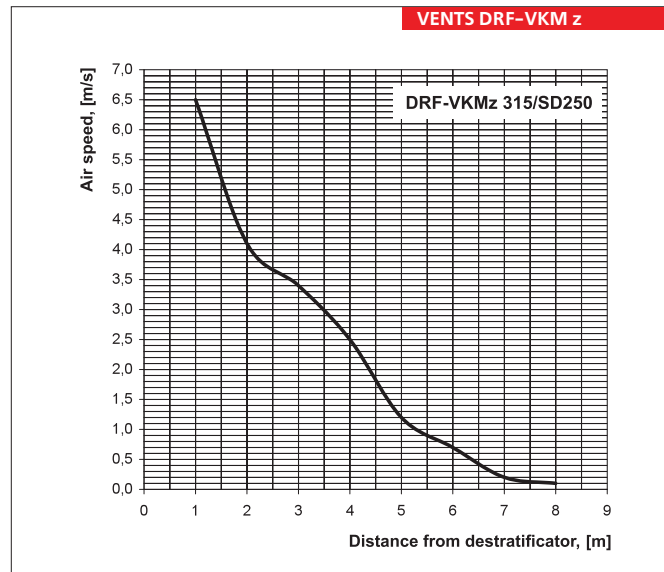
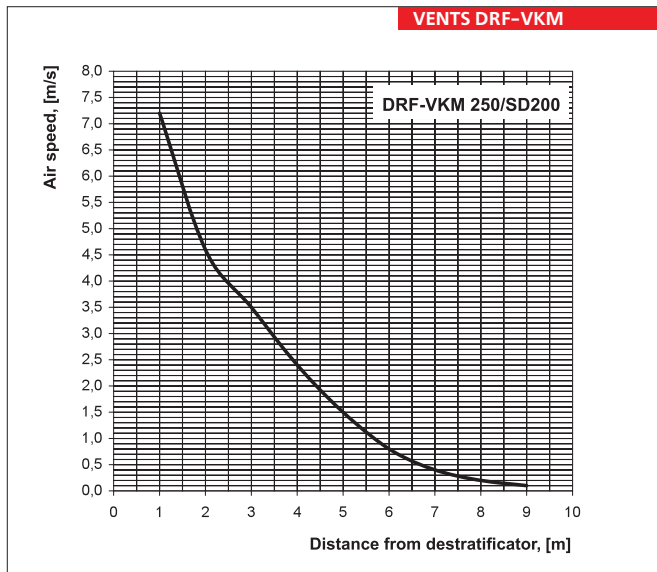
Nonuniform distribution of warm and cold air in premises without destratificator.



Uniform distribution of warm air in premises equipped with a destratificator.

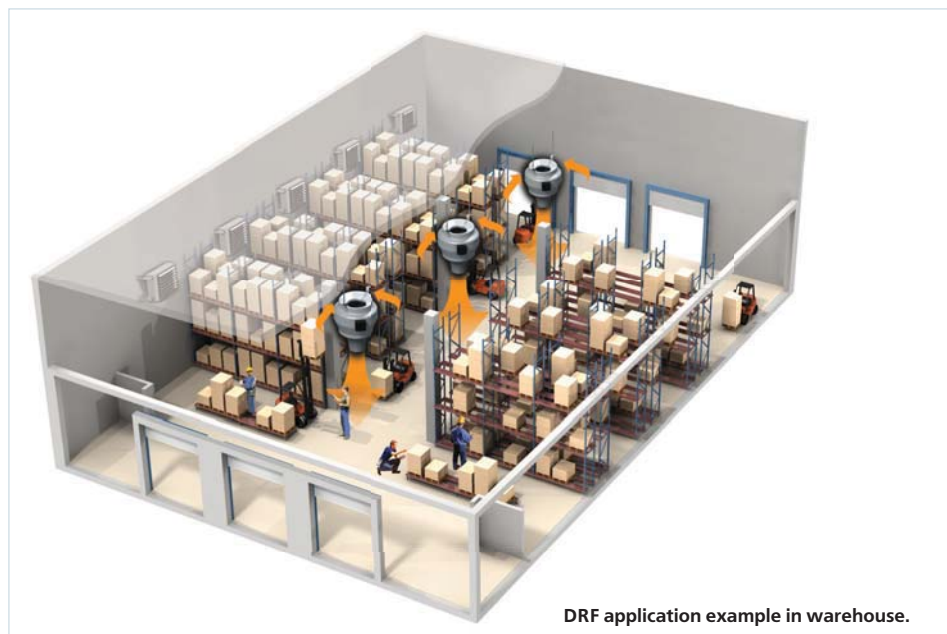
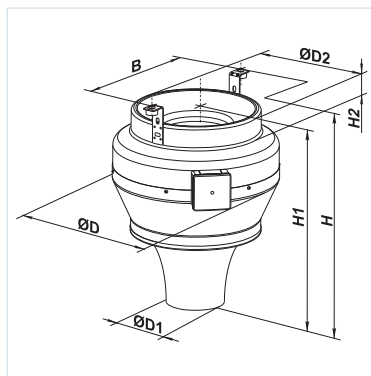
Technical data:

	DRF-VKM 250/SD200	DRF-VKMz 315/SD250
Voltage [V / 50 Hz]	1~ 230	1~ 230
Power [W]	193	178
Current [A]	0,84	0,77
Maximum air flow [m ³ /h]	645	805
RPM [min ⁻¹]	2345	2400
Noise level at 3 m [dBA]	52	53
Maximum operating temperature [°C]	-25 +50	-25 +45
Ingress Protection	IP 44	IP 44



Overall dimensions:

Type	Dimensions [mm]							Mass [kg]
	ØD	ØD1	ØD2	B	H	H1	H2	
DRF-VKM 250/SD200	344	112	249	300	461	395	31	7,5
DRF-VKMz 315/SD250	402	140	313	365	535	488	55	8,7



DRF-VKM
DRF-VKMz
DESTRATIFICATORS