

MV 170 Series



Modifications

MV 170 - basic modification



- Wall or ceiling mounting.
- **MV 170 s** - model with a protecting insect screen.



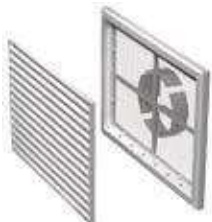
MV 170 R - model with an air flow regulator (R)



- Equipped with a movable flap for air flow regulation.
- Air pass is regulated with a tilt wand or pull cords.
- **MV 170 Rs** - model with air flow regulator and a protecting insect screen.



MV 170 VD - model with four-element connecting flange (VD)



- Equipped with four-element connecting flange with adjustable diameter for connection to \varnothing 100-150 mm round air duct.
- **MV 170 VDs** - model with four-element connecting flange and a protecting insect screen.



MV 170 VDR - model with four-element connecting flange and air flow regulator



- Equipped with four-element connecting flange with adjustable diameter for connection to \varnothing 100-150 mm round air duct.
- Equipped with a movable flap for air flow regulation.
- Air pass is regulated with a tilt wand or pull cords.
- **MV 170 VDRs** - model with four-element connecting flange, air flow regulator and a protecting insect screen.



Overall dimensions

Model	Dimensions, mm							Air pass, m ²	Fig. no.
	H	B	L	L1	H1	B1	D		
MV 170	221	299	15	-	205	283	-	0,0237	1
MV170 VD	221	299	15	42	205	283	100-150	0,018	1, 2
MV 170 R	221	299	15	-	205	283	-	0,012	1
MV 170 VDR	221	299	15	42	205	283	100-150	0,088	1, 2

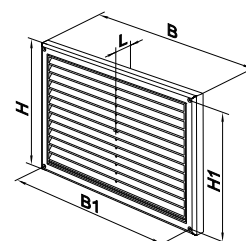


Fig. 1

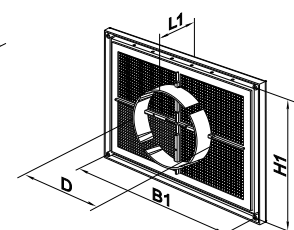


Fig. 2