

MEDIUM PRESSURE AXIAL FANS AND AXIAL SMOKE EXTRACTION FANS

60 Hz



 **VENTS**

2024


SMOKE EXTRACTION PRODUCT CATALOGS

MEDIUM PRESSURE AXIAL FANS AND AXIAL SMOKE EXTRACTION FANS




2020

CENTRIFUGAL SMOKE EXTRACTION FANS




2020

SMOKE EXTRACTION VENTILATION FOR PARKING PREMISES



2020

FIRE SAFETY DAMPERS



2020

MEDIUM PRESSURE AXIAL FANS AND AXIAL SMOKE EXTRACTION FANS


60 Hz



2020

SMOKE EXTRACTION VENTILATION FOR PARKING PREMISES

60 Hz



2020


MEDIUM PRESSURE AXIAL FANS AXIAL SMOKE EXTRACTION FANS



Medium pressure axial fans VENTS VPVO

Air capacity up to 118 000 m³/h

page
8



Axial smoke extraction fans VENTS VDO

Air capacity up to 125 000 m³/h

page
22

WELCOME TO THE VENTS WORLD!



VENTS company was founded in the nineties of the XXth century.

Dynamic development of the enterprise and ongoing study of the consumer demand enabled rapid international leadership of the company in the ventilation industry.

VENTS is a powerful research and development enterprise with 2500 professionals working as a single team to ensure a full production cycle from idea to end product. The production base of the company is located at more than 60 000 m² area. It includes 16 workshops equipped under the latest international standards and each of them is comparable to a separate plant.

Modern equipment, active implementation of advanced technologies and highly automated production are the characteristic features of VENTS company.

The company undergoes rapid dynamic development; fundamental researches and effective designs in climatic equipment industry are in the focus of the company's business strategy.

The joint cooperation of the corporate design department, test laboratories and production workshops let us introduce high quality products to the market.

Special attention is paid to the manufacturing of the goods during all manufacturing stages including monitoring of the technological conditions. Technical characteristics of supplied raw materials are thoroughly checked. Quality control system which meets international standard requirements ISO 9001:2000 was implemented at the enterprise.

Environmental protection is one of the basic components of the corporate development. The technological process at the enterprise is arranged in such a way as to exclude any negative impact to the environment. To solve the global energy saving problem we develop a special climatic equipment that provides comfortable conditions for people and reduces the energy demand significantly.

Perfect quality, competitive prices, high production potential, technical capabilities and the wide product range stimulate long-term partnership and product promotion all over the world.

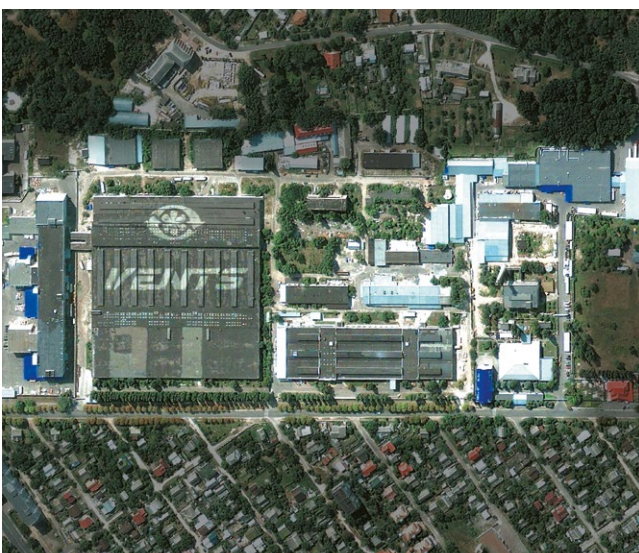
The VENTS ventilation products are exported to more than 90 countries and are sold through the distribution network of 120 companies worldwide. Share of the VENTS products globally is above 10%.

VENTS is a member of high-rank international organizations, the leading HVAC experts.

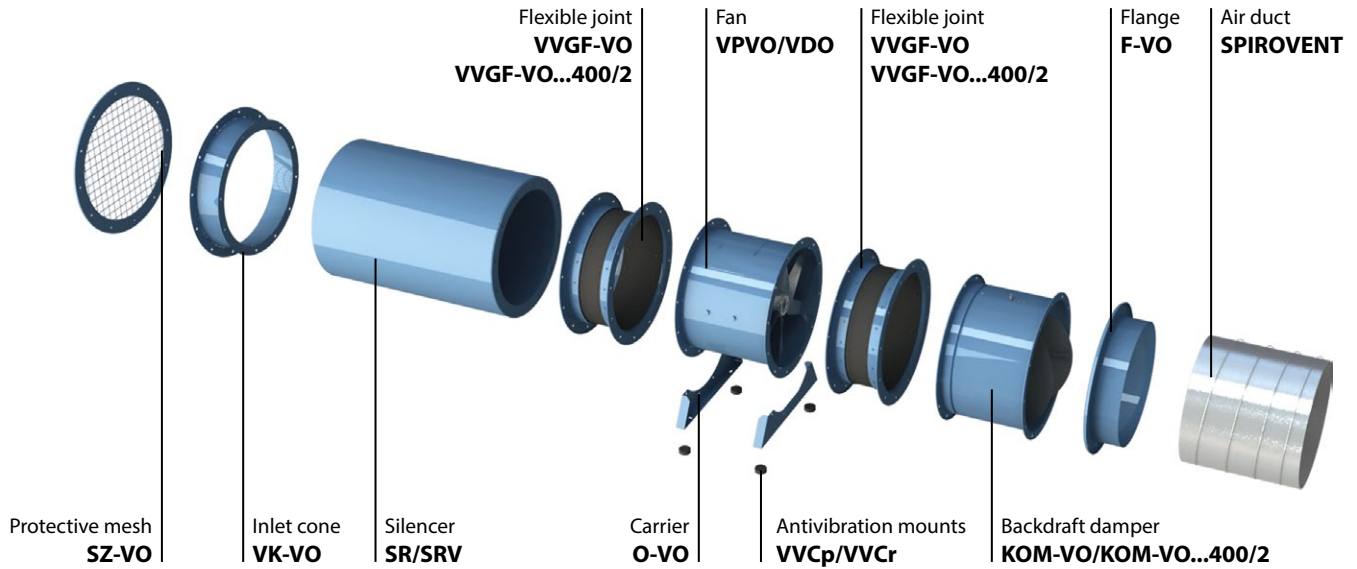
Since 2008 VENTS has been a fully-featured member of HARDI Association (Heating, Air-conditioning and Refrigeration Distributors International, USA).

Since 2010 VENTS has been a participant of AMCA Association (the Air Movement and Control Association (AMCA) International, Inc.). In 2011 VENTS successfully passed tests for compliance with AMCA standards and the VENTS products were certified for the USA market.

In 2011 VENTS joined HVI (Home Ventilation Institute, USA) Association.




■ Complete solutions for axial fans




■ Installation example of axial fans on rooftop

Air pressurisation system

Smoke extraction system



Roof hood **Z-VO**





Backdraft damper **KOM1-VO**

Backdraft damper **KOM-VO...400/2**





Axial fan **VPVO**

Axial smoke extraction fan **VDO**



Roof adapter **PK-VO**

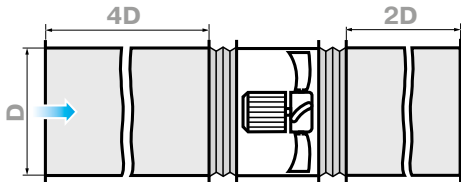


Mounting curb **SM-VO**

60 Hz

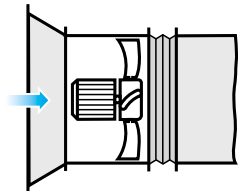
Fan installation into an air duct system

To ensure a uniform air flow the fan should be preceded by a straight duct section with a cross-section area equal to half of that of the fan. The length of the duct section should be $3 \div 4 D$ (D is the inner diameter of the fan). The length of the straight duct section downstream of the fan should be $1.5 \div 2 D$. Reduction of the recommended duct length values results in a drop of the fan pressure and performance. To reduce noise and vibration use the VVG flexible joints.



Fan installation with no upstream ducting

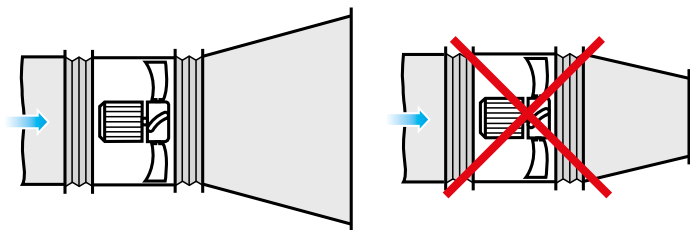
Axial fans without upstream ducting must be equipped with the VK-VO inlet cone to improve the air flow parameters.



Fan installation with no downstream ducting

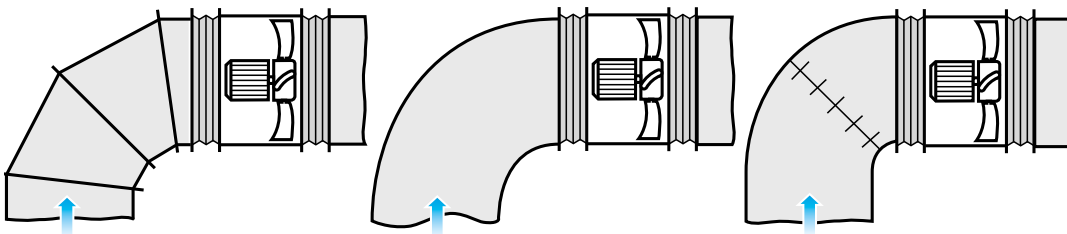
If the axial fan is a terminal device of the ventilation system (i.e. there is no downstream ducting) the unit must be equipped with a diffuser to reduce the air flow velocity and the fan dynamic pressure. Reduction of the air discharge velocity results in a significant reduction of shock losses which are proportional to the square of velocity decrement.

The fan should not be equipped with a downstream contractor.



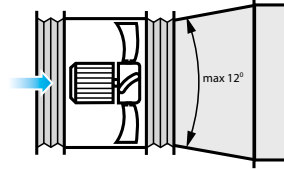
Installation near bends

To install the fan directly downstream of a bend (elbow) use a curved section with a large bending radius or an array of internal guide vanes.



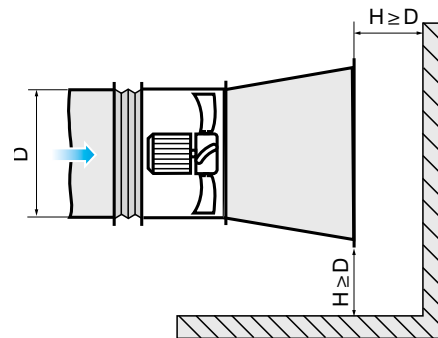
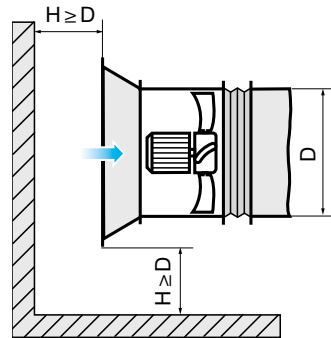
Changing diameter installation

When changing from a smaller diameter to a larger one use a connector diffuser with the maximum opening angle of 12° .



Obstructed space installation

To ensure normal operation of the fan in an obstructed space make sure to provide for a sufficient distance between the inlet and outlet flanges and the floor, walls, bulky equipment and obstacles.



VENTS VPVO series



Medium pressure axial fans with air capacity up to **118 000 m³/h**

■ Purpose

The fans are used:

- as a part of a smoke extraction system for air pressurization to create a positive air pressure differential in stairway enclosures, airlock vestibules and lift shafts, to prevent spreading of smoke in premises, protect people using evacuation routes from fire hazards and enable conditions for fire-extinguishing measures.
- in general ventilation systems in industrial, administrative and residential buildings.

■ Design

The metal casing with rolled flanges helps achieve outstanding rigidity and minimum clearances between the casing and the blades. There is an inspection hatch in the casing for easy maintenance. All the casing components are powder coated for improved protection against the environmental effects. The weight of the fans may differ from the one stated in the catalogue and depends on the components used (motor, terminal box, etc.).

■ Motor

The fans are equipped with three-phase (400 V/50 Hz) single-speed 2-, 4- or 6-pole electric motors. The motor RPM could be changed insignificantly in accordance with the actual motor datasheet. Consequently, the airflow could be altered respectively as well. Motor with energy efficiency class IE3 on request.

■ Impeller

Depending on the size and the required air capacity the fans are equipped with impellers with 6 or 8 blades angled from 20° to 50° with variation from 2.5 up to 5° to ensure precise matching of fans with the operating point. The specially designed impeller blades ensure high efficiency of the fan while keeping noise well under control. The impellers are dynamically balanced. Low weight and low moment of the impeller inertia help reduce the fan start-up time. The fan blades can be made of the following materials:

- PAG -fiberglass reinforced polyamide
- AL - aluminium

Please confirm the blade material while placing your order.

■ Installation

The fans can be mounted on any flat surface or directly into a ventilation duct. The units are suitable for both horizontal and vertical configurations. In-duct installation requires flanges to attach the fan to the ductwork. To attach the fan to the floor, a wall or the ceiling use the O-VO carriers (not included as standard, should be purchased separately). The units are suitable for installation on rooftops to provide direct supply of outdoor air to the stairway areas.

60 Hz

■ Designation key

Casing
Motor
Impeller
Modifica-
tion
Frequency

VPVO-630 K-2D/5,5-8/35/AL-U1-K-60 Hz

VPVO: axial pressurisation fan

Standard size (duct diameter) [mm]

Modification: _: standard casing; **K:** shortened casing

Number of the poles

Motor phase: **E:** single-phase; **D:** three-phase

Motor power [kW]

Number of impeller blades [items]

Blade setting angle [°]

Blade material

PAG: fiberglass reinforced polyamide

AL: aluminium

Climatic category:

U: moderate climate (-40...+40 °C)

HL: cold climate (-60...+40 °C)

UHL: moderate and cold climate (-60...+40 °C)

T: tropical climate (-10...+50 °C)

M: maritime moderately cold climate (-40...+40 °C)

O: general climatic modification (except maritime climate) (-60...+50 °C)

OM: general maritime climatic modification (-40...+40 °C)

V: universal climatic modification (-60...+50 °C)

Placement category:

1: outdoors

2: under a shed or indoors with the same conditions as outdoors except solar radiation and precipitation

3: in closed rooms without artificial climate control

4: in closed rooms with artificial climate control (ventilation, heating)

5: in rooms with high levels of humidity, without climate control

Terminal box:

_: electric connection through the terminal box on the motor

K: external terminal box on the fan casing

Frequency:

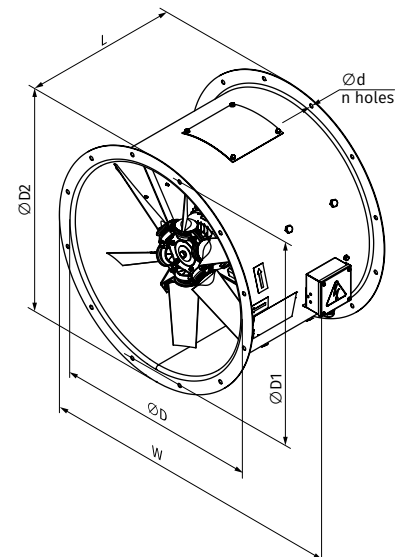
Undefined: 50 Hz

60 Hz: 60 Hz

■ Overall dimensions [mm]

Model	Ø D	Ø D1	Ø D2	Ø d	n	W*
VPVO-400...	400	450	490	8	12	480
VPVO-450...	450	500	540	8	12	525
VPVO-500...	500	560	600	12	12	575
VPVO-560...	560	620	660	12	12	590
VPVO-630...	630	690	730	12	12	650
VPVO-710...	710	770	810	12	16	765
VPVO-800...	800	860	900	12	16	845
VPVO-900...	900	970	1015	15	16	985
VPVO-1000...	1000	1070	1115	15	16	1080
VPVO-1120...	1120	1190	1270	15	20	1210
VPVO-1250...	1250	1320	1400	15	20	1330

*Dimensions specified for fan with terminal box



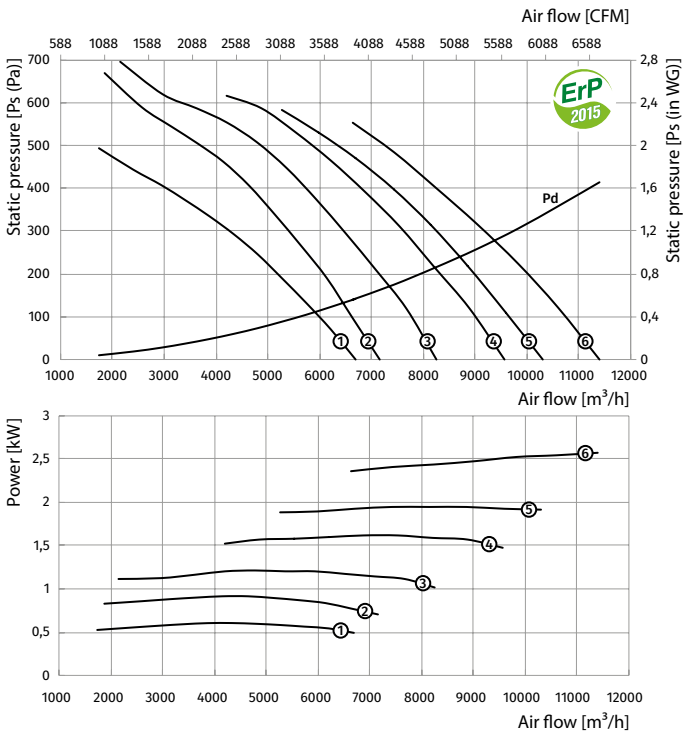
60 Hz

VPVO-400

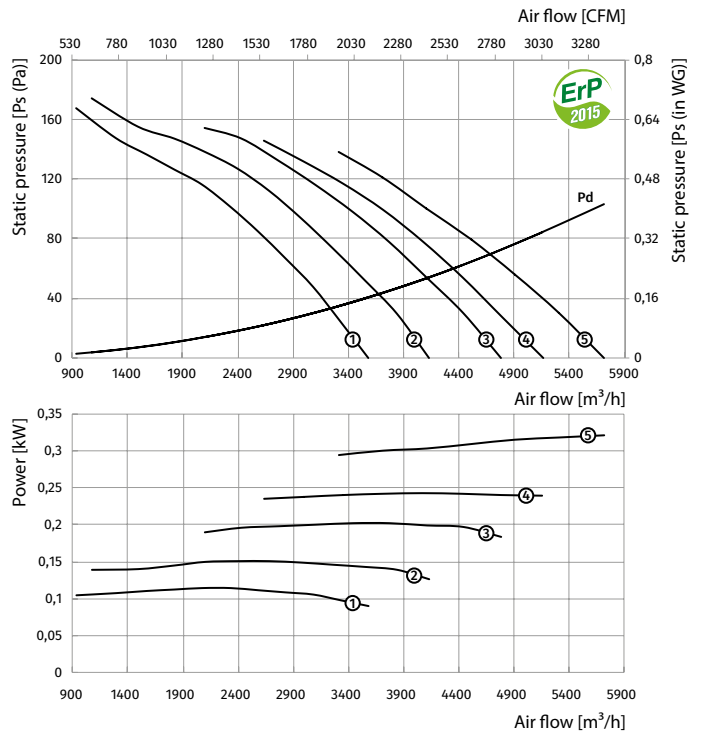
VPVO-400

Size	Number of poles	Voltage [V/60 Hz]	Fan model with aluminum impeller (AL)	Fan model with fiberglass reinforced polyamide (PAG) impeller	Installed motor power Ny [kW]	RPM [min ⁻¹]	Number of blades	Blade setting angle [°]	Weight [kg]	Length L [mm]	Curve number on graph
VPVO-400-2D											
400	2	3~400	VPVO-400-2D/0,55-3/25/AL	VPVO-400-2D/0,55-3/25/PAG	0,55	3456	3	25	25,4	350	①
			VPVO-400-2D/0,75-4/25/AL	VPVO-400-2D/0,75-4/25/PAG	0,75	3456	4	25	28,5	350	②
			VPVO-400-2D/1,1-4/30/AL	VPVO-400-2D/1,1-4/30/PAG	1,1	3456	4	30	29	450	③
			VPVO-400-2D/1,5-4/35/AL	VPVO-400-2D/1,5-4/35/PAG	1,5	3456	4	35	34,5	450	④
			VPVO-400-2D/2,2-4/40/AL	VPVO-400-2D/2,2-4/40/PAG	2,2	3456	4	40	36,5	450	⑤
			VPVO-400-2D/2,2-4/45/AL	VPVO-400-2D/2,2-4/45/PAG	2,2	3456	4	45	37	450	⑥
VPVO-400-4D											
400	4	3~400	VPVO-400-4D/0,12-4/25/AL	VPVO-400-4D/0,12-4/25/PAG	0,12	1720	4	25	22,5	350	①
			VPVO-400-4D/0,12-4/30/AL	VPVO-400-4D/0,12-4/30/PAG	0,12	1720	4	30	22,5	350	②
			VPVO-400-4D/0,18-4/35/AL	VPVO-400-4D/0,18-4/35/PAG	0,18	1720	4	35	22,8	350	③
			VPVO-400-4D/0,25-4/40/AL	VPVO-400-4D/0,25-4/40/PAG	0,25	1720	4	40	26,2	350	④
			VPVO-400-4D/0,37-4/45/AL	VPVO-400-4D/0,37-4/45/PAG	0,37	1720	4	45	26,9	350	⑤

Standard size: 400
Number of poles: 2



Standard size: 400
Number of poles: 4



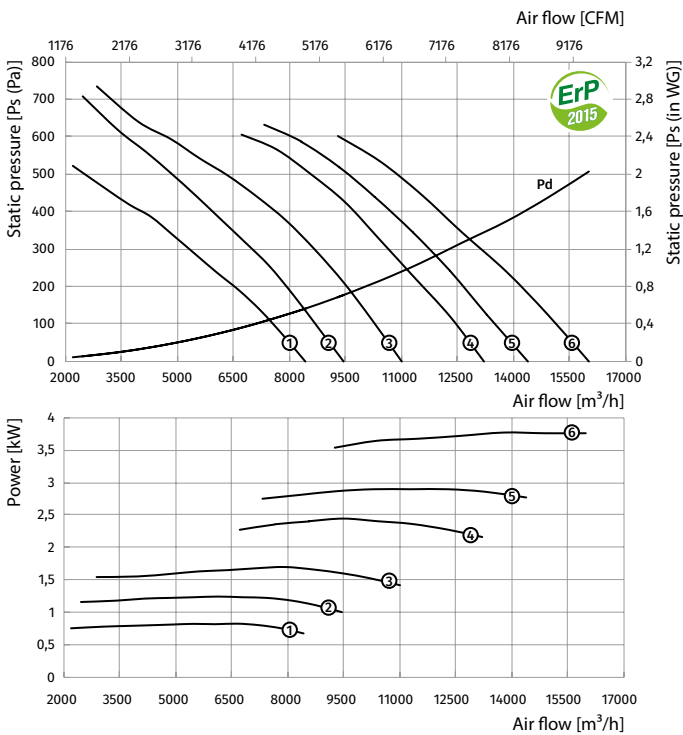
60 Hz

VPVO-450

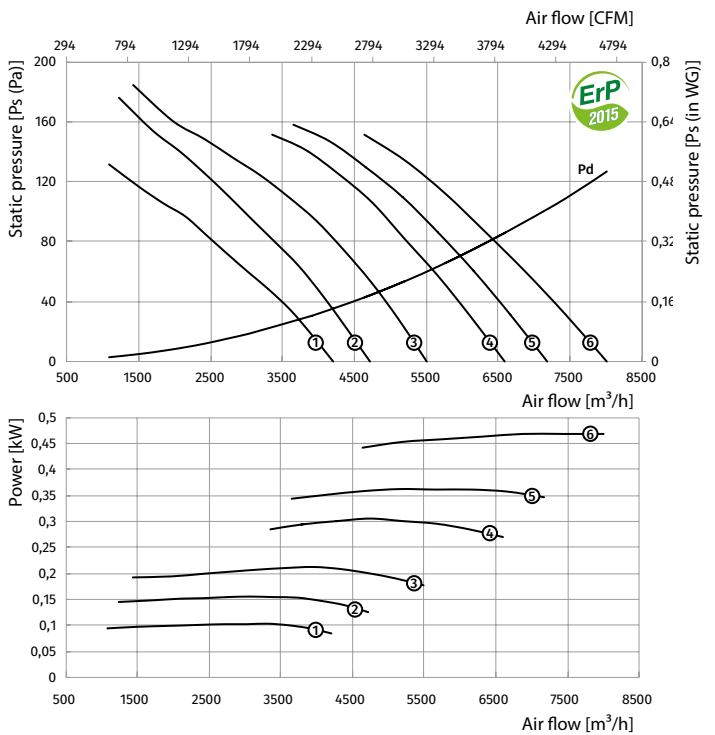
Size	Number of poles	Voltage [V/60 Hz]	Fan model with aluminum impeller (AL)	Fan model with fiberglass reinforced polyamide (PAG) impeller	Installed motor power Ny [kW]	RPM [min ⁻¹]	Number of blades	Blade setting angle [°]	Weight [kg]	Length L [mm]	Curve number on graph
VPVO-450-2D											
450	2	3~400	VPVO-450-2D/0,75-3/25/AL	VPVO-450-2D/0,75-3/25/PAG	0,75	3456	3	25	38,1	350	①
			VPVO-450-2D/1,1-4/25/AL	VPVO-450-2D/1,1-4/25/PAG	1,1	3456	4	25	38,6	450	②
			VPVO-450-2D/1,5-4/30/AL	VPVO-450-2D/1,5-4/30/PAG	1,5	3456	4	30	44,1	450	③
			VPVO-450-2D/2,2-4/35/AL	VPVO-450-2D/2,2-4/35/PAG	2,2	3456	4	35	46,1	450	④
			VPVO-450-2D/3-4/40/AL	VPVO-450-2D/3-4/40/PAG	3	3456	4	40	55,6	450	⑤
			VPVO-450-2D/4-4/45/AL	VPVO-450-2D/4-4/45/PAG	4	3456	4	45	65,7	550	⑥
VPVO-450-4D											
450	4	3~400	VPVO-450-4D/0,12-3/25/AL	VPVO-450-4D/0,12-3/25/PAG	0,12	1720	3	25	32,1	350	①
			VPVO-450-4D/0,18-4/25/AL	VPVO-450-4D/0,18-4/25/PAG	0,18	1720	4	25	32,4	350	②
			VPVO-450-4D/0,18-4/30/AL	VPVO-450-4D/0,18-4/30/PAG	0,18	1720	4	30	32,4	350	③
			VPVO-450-4D/0,25-4/35/AL	VPVO-450-4D/0,25-4/35/PAG	0,25	1720	4	35	35,8	350	④
			VPVO-450-4D/0,37-4/40/AL	VPVO-450-4D/0,37-4/40/PAG	0,37	1720	4	40	36	350	⑤
			VPVO-450-4D/0,55-4/45/AL	VPVO-450-4D/0,55-4/45/PAG	0,55	1720	4	45	39,6	350	⑥

VPVO-450

Standard size: 450
Number of poles: 2



Standard size: 450
Number of poles: 4

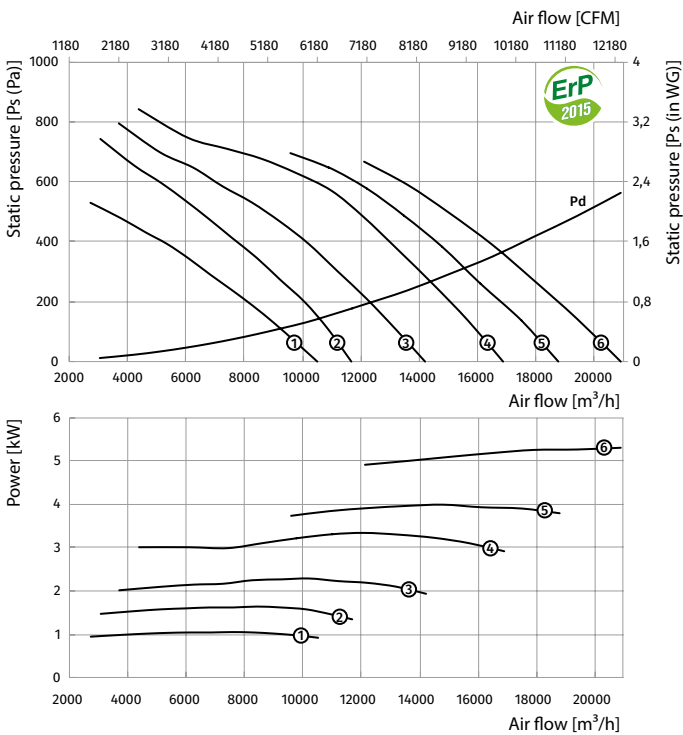


60 Hz

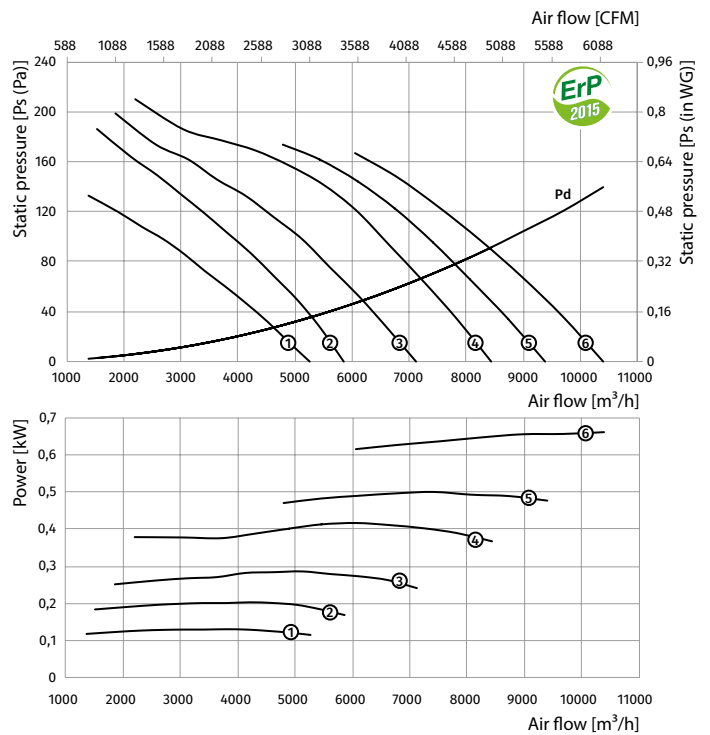
VPVO-500

Size	Number of poles	Voltage [V/60 Hz]	Fan model with aluminum impeller (AL)	Fan model with fiberglass reinforced polyamide (PAG) impeller	Installed motor power Ny [kW]	RPM [min ⁻¹]	Number of blades	Blade setting angle [°]	Weight [kg]	Length L [mm]	Curve number on graph
VPVO-500-2D											
500	2	3~400	VPVO-500-2D/1,1-3/25/AL	VPVO-500-2D/1,1-3/25/PAG	1,1	3456	3	25	50,2	450	①
			VPVO-500-2D/1,5-4/25/AL	VPVO-500-2D/1,5-4/25/PAG	1,5	3456	4	25	55,7	450	②
			VPVO-500-2D/2,2-4/30/AL	VPVO-500-2D/2,2-4/30/PAG	2,2	3456	4	30	57,7	450	③
			VPVO-500-2D/3-4/35/AL	VPVO-500-2D/3-4/35/PAG	3	3456	4	35	67,3	450	④
			VPVO-500-2D/4-4/40/AL	VPVO-500-2D/4-4/40/PAG	4	3456	4	40	77,4	550	⑤
			VPVO-500-2D/5,5-4/45/AL	VPVO-500-2D/5,5-4/45/PAG	5,5	3456	4	45	98,8	550	⑥
VPVO-500-4D											
500	4	3~400	VPVO-500-4D/0,12-3/25/AL	VPVO-500-4D/0,12-3/25/PAG	0,12	1720	3	25	63,9	350	①
			VPVO-500-4D/0,18-4/25/AL	VPVO-500-4D/0,18-4/25/PAG	0,18	1720	4	25	64,5	350	②
			VPVO-500-4D/0,25-4/30/AL	VPVO-500-4D/0,25-4/30/PAG	0,25	1720	4	30	64,7	350	③
			VPVO-500-4D/0,37-4/35/AL	VPVO-500-4D/0,37-4/35/PAG	0,37	1720	4	35	67,7	350	④
			VPVO-500-4D/0,55-4/40/AL	VPVO-500-4D/0,55-4/40/PAG	0,55	1720	4	40	68,6	350	⑤
			VPVO-500-4D/0,75-4/45/AL	VPVO-500-4D/0,75-4/45/PAG	0,75	1720	4	45	74,4	450	⑥

Standard size: 500
Number of poles: 2



Standard size: 500
Number of poles: 4



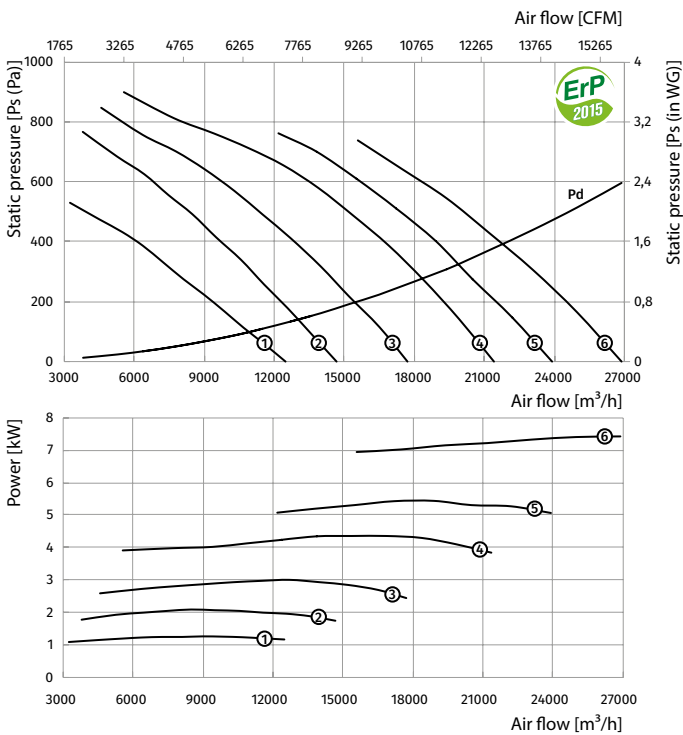
60 Hz

VPVO-560

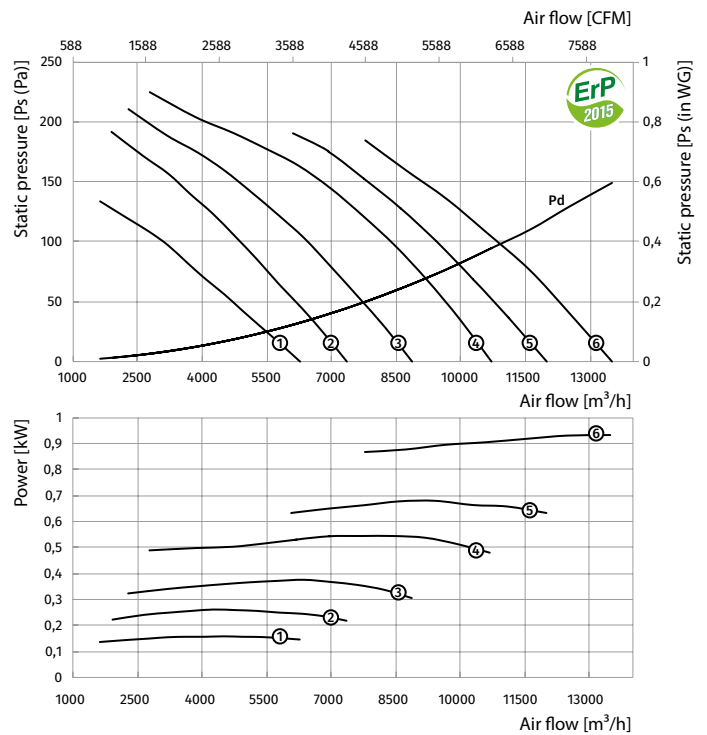
Size	Number of poles	Voltage [V/60 Hz]	Fan model with aluminum impeller (AL)	Fan model with fiberglass reinforced polyamide (PAG) impeller	Installed motor power Ny [kW]	RPM [min ⁻¹]	Number of blades	Blade setting angle [°]	Weight [kg]	Length L [mm]	Curve number on graph
VPVO-560-2D											
560	2	3~400	VPVO-560-2D/1,5-3/25/AL	VPVO-560-2D/1,5-3/25/PAG	1,5	3456	3	25	72,8	450	①
			VPVO-560-2D/2,2-4/25/AL	VPVO-560-2D/2,2-4/25/PAG	2,2	3456	4	25	74,8	450	②
			VPVO-560-2D/3-4/30/AL	VPVO-560-2D/3-4/30/PAG	3	3456	4	30	84,4	450	③
			VPVO-560-2D/4-4/35/AL	VPVO-560-2D/4-4/35/PAG	4	3456	4	35	94,5	550	④
			VPVO-560-2D/5,5-4/40/AL	VPVO-560-2D/5,5-4/40/PAG	5,5	3456	4	40	115,9	550	⑤
			VPVO-560-2D/7,5-4/45/AL	VPVO-560-2D/7,5-4/45/PAG	7,5	3456	4	45	119,9	550	⑥
VPVO-560-4D											
560	4	3~400	VPVO-560-4D/0,18-3/25/AL	VPVO-560-4D/0,18-3/25/PAG	0,18	1720	3	25	64,5	350	①
			VPVO-560-4D/0,25-4/25/AL	VPVO-560-4D/0,25-4/25/PAG	0,25	1720	4	25	64,5	350	②
			VPVO-560-4D/0,37-4/30/AL	VPVO-560-4D/0,37-4/30/PAG	0,37	1720	4	30	64,7	350	③
			VPVO-560-4D/0,55-4/35/AL	VPVO-560-4D/0,55-4/35/PAG	0,55	1720	4	35	67,8	350	④
			VPVO-560-4D/0,75-4/40/AL	VPVO-560-4D/0,75-4/40/PAG	0,75	1720	4	40	68,6	450	⑤
			VPVO-560-4D/1,1-4/45/AL	VPVO-560-4D/1,1-4/45/PAG	1,1	1720	4	45	74,4	450	⑥

VPVO-560

Standard size: 560
Number of poles: 2



Standard size: 560
Number of poles: 4

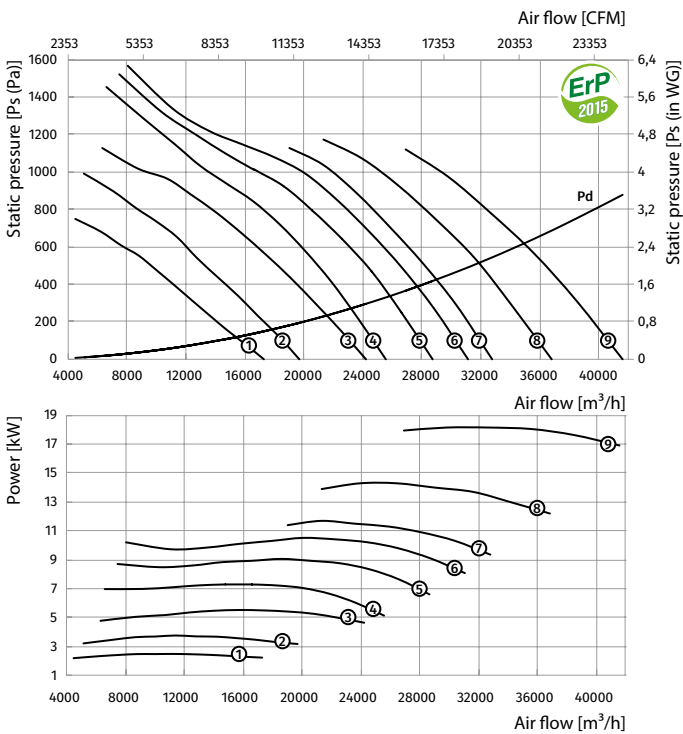


60 Hz

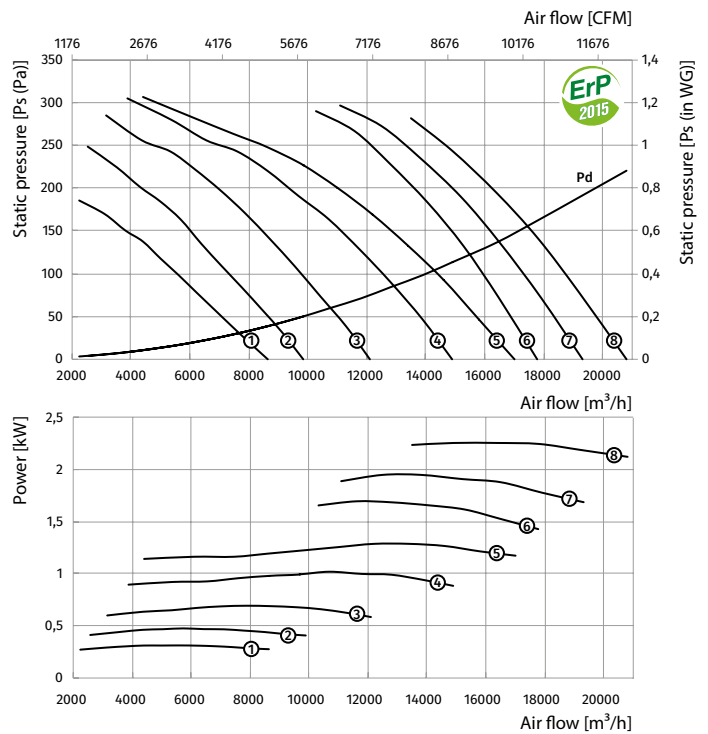
VPVO-630

Size	Number of poles	Voltage [V/60 Hz]	Fan model with aluminum impeller (AL)	Fan model with fiberglass reinforced polyamide (PAG) impeller	Installed motor power Ny [kW]	RPM [min ⁻¹]	Number of blades	Blade setting angle [°]	Weight [kg]	Length L [mm]	Curve number on graph
VPVO-630-2D											
630	2	3~400	VPVO-630-2D/3-4/25/AL	VPVO-630-2D/3-4/25/PAG	3	3456	4	25	90	450	①
			VPVO-630-2D/4-5/25/AL	VPVO-630-2D/4-5/25/PAG	4	3456	5	25	100,1	550	②
			VPVO-630-2D/5,5-5/30/AL	VPVO-630-2D/5,5-5/30/PAG	5,5	3456	5	30	121,5	550	③
			VPVO-630-2D/7,5-5/23,5/AL	VPVO-630-2D/7,5-5/23,5/PAG	7,5	3456	5	23,5	125,5	550	④
			VPVO-630-2D/9,2-5/26,5/AL	VPVO-630-2D/9,2-5/26,5/PAG	9,2	3456	5	26,5	132,1	650	⑤
			VPVO-630-2D/11-5/28,5/AL	VPVO-630-2D/11-5/28,5/PAG	11	3456	5	28,5	156,1	650	⑥
			VPVO-630-2D/11-5/30/AL	VPVO-630-2D/11-5/30/PAG	11	3456	5	30	156,1	650	⑦
			VPVO-630-2D/15-5/33,5/AL	VPVO-630-2D/15-5/33,5/PAG	15	3456	5	33,5	168,7	750	⑧
			VPVO-630-2D/18,5-5/38,5/AL	VPVO-630-2D/18,5-5/38,5/PAG	18,5	3456	5	38,5	181,8	750	⑨
VPVO-630-4D											
630	4	3~400	VPVO-630-4D/0,37-4/25/AL	VPVO-630-4D/0,37-4/25/PAG	0,37	1720	4	25	70,9	350	①
			VPVO-630-4D/0,55-5/25/AL	VPVO-630-4D/0,55-5/25/PAG	0,55	1720	5	25	74	350	②
			VPVO-630-4D/0,75-5/30/AL	VPVO-630-4D/0,75-5/30/PAG	0,75	1720	5	30	74,8	450	③
			VPVO-630-4D/1,1-5/35/AL	VPVO-630-4D/1,1-5/35/PAG	1,1	1720	5	35	80	450	④
			VPVO-630-4D/1,5-5/40/AL	VPVO-630-4D/1,5-5/40/PAG	1,5	1720	5	40	84,1	450	⑤
			VPVO-630-4D/1,5-5/32,5/AL	VPVO-630-4D/1,5-5/32,5/PAG	1,5	1720	5	32,5	84,1	450	⑥
			VPVO-630-4D/2,2-5/35/AL	VPVO-630-4D/2,2-5/35/PAG	2,2	1720	5	35	86,2	450	⑦
			VPVO-630-4D/2,2-5/38,5/AL	VPVO-630-4D/2,2-5/38,5/PAG	2,2	1720	5	38,5	86,2	450	⑧

Standard size: 630
Number of poles: 2



Standard size: 630
Number of poles: 4



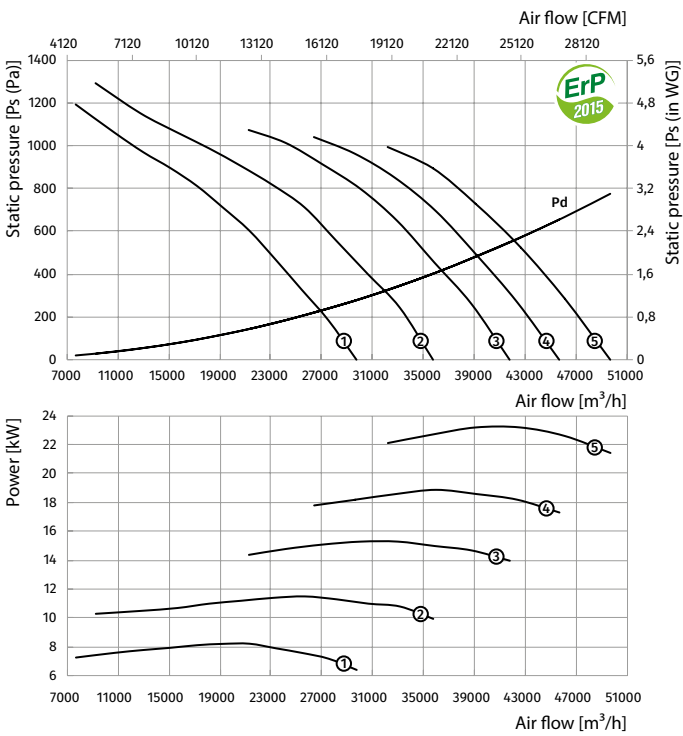
60 Hz

VPVO-710

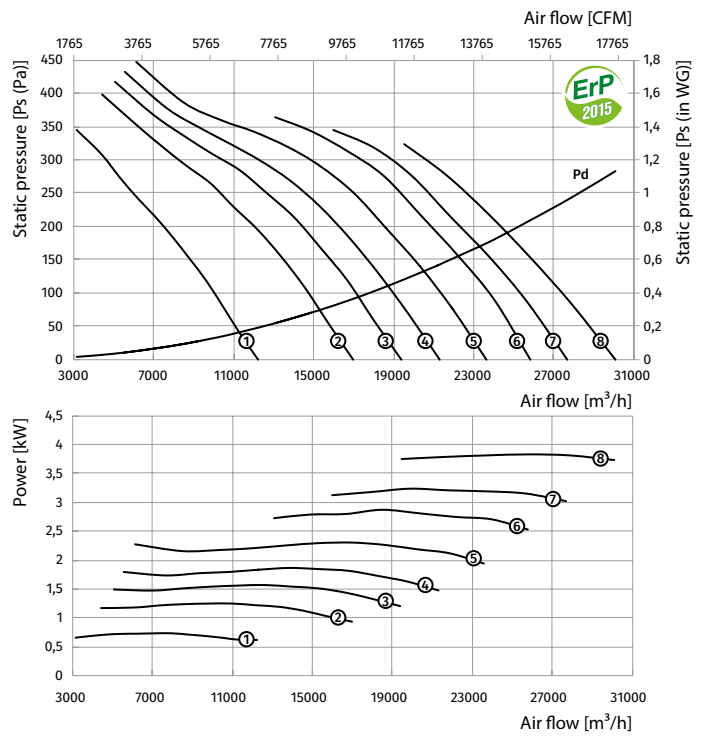
Size	Number of poles	Voltage [V/60 Hz]	Fan model with aluminum impeller (AL)	Fan model with fiberglass reinforced polyamide (PAG) impeller	Installed motor power Ny [kW]	RPM [min ⁻¹]	Number of blades	Blade setting angle [°]	Weight [kg]	Lenght L [mm]	Curve number on graph
VPVO-710-2D											
710	2	3~400	VPVO-710-2D/7,5-6/25/AL	VPVO-710-2D/7,5-6/25/PAG	7,5	3456	6	25	150,8	550	①
			VPVO-710-2D/11-6/30/AL	VPVO-710-2D/11-6/30/PAG	11	3456	6	30	173	650	②
			VPVO-710-2D/15-6/34/AL	VPVO-710-2D/15-6/34/PAG	15	3456	6	34	194,9	750	③
			VPVO-710-2D/18,5-6/37,5/AL	VPVO-710-2D/18,5-6/37,5/PAG	18,5	3456	6	37,5	208	750	④
			VPVO-710-2D/22-6/41,5/AL	VPVO-710-2D/22-6/41,5/PAG	22	3456	6	41,5	248	850	⑤
VPVO-710-4D											
710	4	3~400	VPVO-710-4D/0,75-5/16,5/AL	VPVO-710-4D/0,75-5/16,5/PAG	0,75	1720	5	16,5	102,1	450	①
			VPVO-710-4D/1,1-5/23,5/AL	VPVO-710-4D/1,1-5/23,5/PAG	1,1	1720	5	23,5	107,3	450	②
			VPVO-710-4D/1,5-5/26,5/AL	VPVO-710-4D/1,5-5/26,5/PAG	1,5	1720	5	26,5	110,3	450	③
			VPVO-710-4D/2,2-5/28,5/AL	VPVO-710-4D/2,2-5/28,5/PAG	2,2	1720	5	28,5	112,4	450	④
			VPVO-710-4D/2,2-5/31,5/AL	VPVO-710-4D/2,2-5/31,5/PAG	2,2	1720	5	31,5	112,4	450	⑤
			VPVO-710-4D/3-5/35/AL	VPVO-710-4D/3-5/35/PAG	3	1720	5	35	121,3	550	⑥
			VPVO-710-4D/3-5/37,5/AL	VPVO-710-4D/3-5/37,5/PAG	3	1720	5	37,5	121,3	550	⑦
			VPVO-710-4D/4-5/41/AL	VPVO-710-4D/4-5/41/PAG	4	1720	5	41	132,4	550	⑧

VPVO-710

Standard size: 710
Number of poles: 2



Standard size: 710
Number of poles: 4



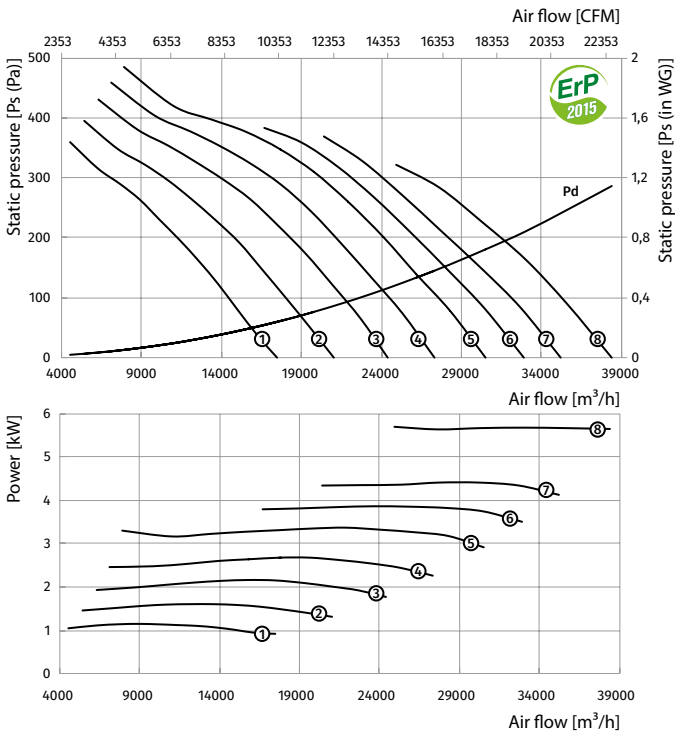
60 Hz

VPVO-800

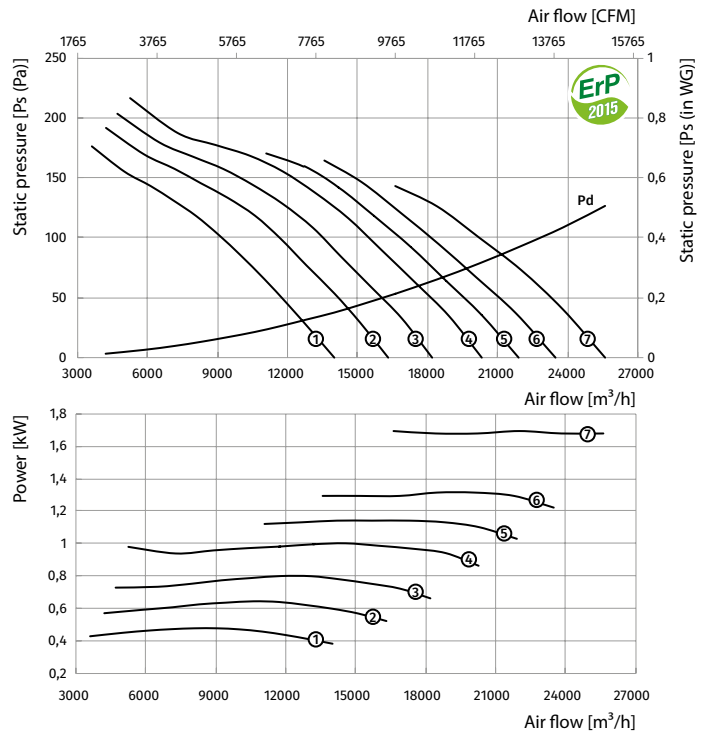
VPVO-800

Size	Number of poles	Voltage [V/60 Hz]	Fan model with aluminum impeller (AL)	Fan model with fiberglass reinforced polyamide (PAG) impeller	Installed motor power Ny [kW]	RPM [min ⁻¹]	Number of blades	Blade setting angle [°]	Weight [kg]	Length L [mm]	Curve number on graph
VPVO-800-4D											
800	4	3~400	VPVO-800-4D/1,1-4/16,5/AL	VPVO-800-4D/1,1-4/16,5/PAG	1,1	1720	4	16,5	117,6	450	①
			VPVO-800-4D/1,5-4/20/AL	VPVO-800-4D/1,5-4/20/PAG	1,5	1720	4	20	120,6	450	②
			VPVO-800-4D/2,2-4/23,5/AL	VPVO-800-4D/2,2-4/23,5/PAG	2,2	1720	4	23,5	122,7	450	③
			VPVO-800-4D/3-4/26,5/AL	VPVO-800-4D/3-4/26,5/PAG	3	1720	4	26,5	131,6	550	④
			VPVO-800-4D/3-4/30/AL	VPVO-800-4D/3-4/30/PAG	3	1720	4	30	131,6	550	⑤
			VPVO-800-4D/4-4/32,5/AL	VPVO-800-4D/4-4/32,5/PAG	4	1720	4	32,5	142,7	550	⑥
			VPVO-800-4D/4-4/35/AL	VPVO-800-4D/4-4/35/PAG	4	1720	4	35	142,7	550	⑦
			VPVO-800-4D/5,5-4/40/AL	VPVO-800-4D/5,5-4/40/PAG	5,5	1720	4	40	159,6	550	⑧
VPVO-800-6D											
800	6	3~400	VPVO-800-6D/0,37-4/20/AL	VPVO-800-6D/0,37-4/20/PAG	0,37	1152	4	20	112,6	450	①
			VPVO-800-6D/0,55-4/23,5/AL	VPVO-800-6D/0,55-4/23,5/PAG	0,55	1152	4	23,5	114,1	450	②
			VPVO-800-6D/0,75-4/26,5/AL	VPVO-800-6D/0,75-4/26,5/PAG	0,75	1152	4	26,5	119,4	450	③
			VPVO-800-6D/1,1-4/30/AL	VPVO-800-6D/1,1-4/30/PAG	1,1	1152	4	30	119,5	450	④
			VPVO-800-6D/1,1-4/32,5/AL	VPVO-800-6D/1,1-4/32,5/PAG	1,1	1152	4	32,5	119,5	450	⑤
			VPVO-800-6D/1,5-4/35/AL	VPVO-800-6D/1,5-4/35/PAG	1,5	1152	4	35	127,6	550	⑥
			VPVO-800-6D/1,5-4/40/AL	VPVO-800-6D/1,5-4/40/PAG	1,5	1152	4	40	127,6	550	⑦

Standard size: 800
Number of poles: 4



Standard size: 800
Number of poles: 6



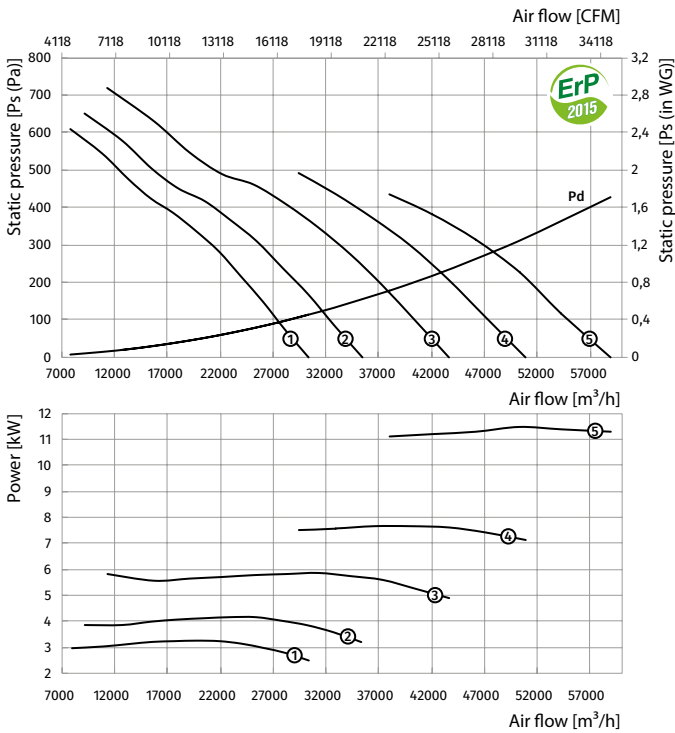
60 Hz

VPVO-900

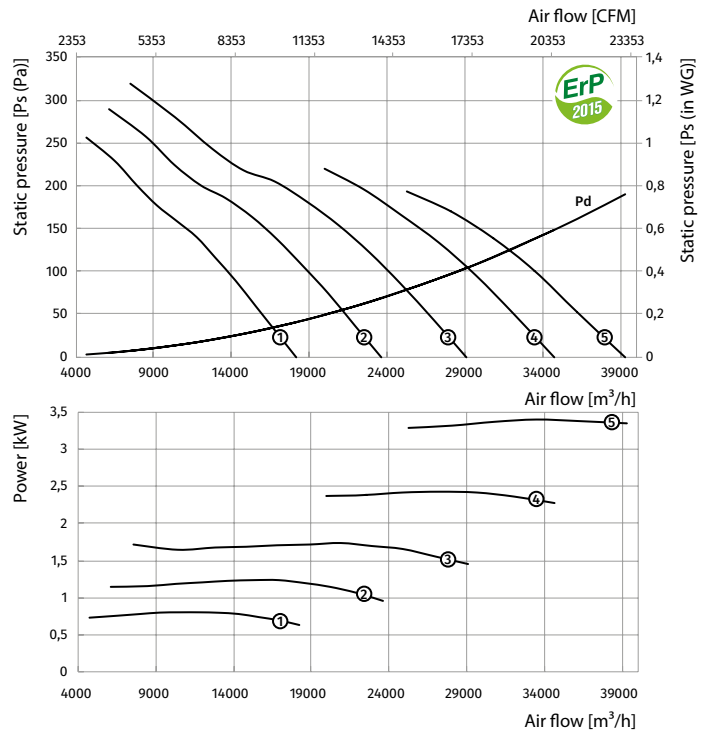
Size	Number of poles	Voltage [V/60 Hz]	Fan model with aluminum impeller (AL)	Fan model with fiberglass reinforced polyamide (PAG) impeller	Installed motor power Ny [kW]	RPM [min ⁻¹]	Number of blades	Blade setting angle [°]	Weight [kg]	Length L [mm]	Curve number on graph
VPVO-900-4D											
900	4	3~400	VPVO-900-4D/3-6/23,5/AL	VPVO-900-4D/3-6/23,5/PAG	3	1720	6	23,5	136,8	550	①
			VPVO-900-4D/4-6/26,5/AL	VPVO-900-4D/4-6/26,5/PAG	4	1720	6	26,5	147,9	550	②
			VPVO-900-4D/5,5-6/31,5/AL	VPVO-900-4D/5,5-6/31,5/PAG	5,5	1720	6	31,5	164,8	550	③
			VPVO-900-4D/7,5-6/36,5/AL	VPVO-900-4D/7,5-6/36,5/PAG	7,5	1720	6	36,5	167,3	650	④
			VPVO-900-4D/11-6/43,5/AL	VPVO-900-4D/11-6/43,5/PAG	11	1720	6	43,5	201,6	750	⑤
VPVO-900-6D											
900	6	3~400	VPVO-900-6D/0,75-6/21,5/AL	VPVO-900-6D/0,75-6/21,5/PAG	0,75	1152	6	21,5	124,6	450	①
			VPVO-900-6D/1,1-6/26,5/AL	VPVO-900-6D/1,1-6/26,5/PAG	1,1	1152	6	26,5	124,7	450	②
			VPVO-900-6D/1,5-6/31,5/AL	VPVO-900-6D/1,5-6/31,5/PAG	1,5	1152	6	31,5	132,8	550	③
			VPVO-900-6D/2,2-6/37,5/AL	VPVO-900-6D/2,2-6/37,5/PAG	2,2	1152	6	37,5	138,3	550	④
			VPVO-900-6D/3-6/43,5/AL	VPVO-900-6D/3-6/43,5/PAG	3	1152	6	43,5	158,8	650	⑤

VPVO-900

Standard size: 900
Number of poles: 4



Standard size: 900
Number of poles: 6



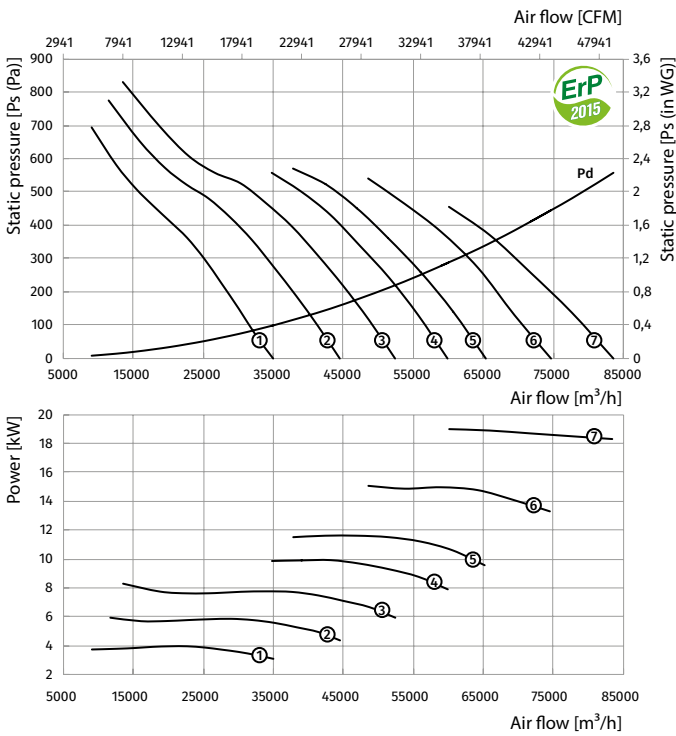
60 Hz

VPVO-1000

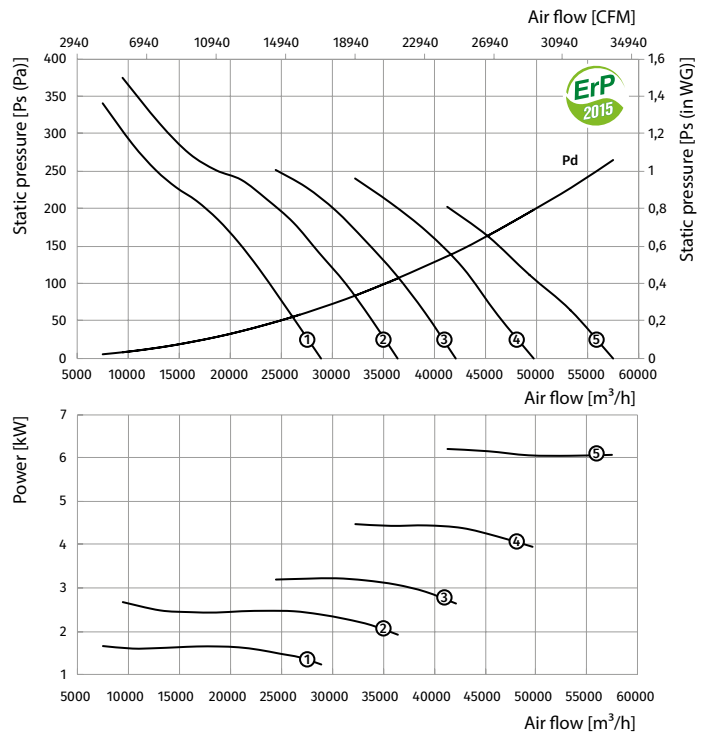
VPVO-1000

Size	Number of poles	Voltage [V/60 Hz]	Fan model with aluminum impeller (AL)	Fan model with fiberglass reinforced polyamide (PAG) impeller	Installed motor power Ny [kW]	RPM [min ⁻¹]	Number of blades	Blade setting angle [°]	Weight [kg]	Length L [mm]	Curve number on graph
VPVO-1000-4D											
1000	4	3~400	VPVO-1000-4D/4-6/25/AL	VPVO-1000-4D/4-6/25/PAG	4	1720	6	25	193,3	550	①
			VPVO-1000-4D/5,5-6/29/AL	VPVO-1000-4D/5,5-6/29/PAG	5,5	1720	6	29	202,5	550	②
			VPVO-1000-4D/7,5-6/32,5/AL	VPVO-1000-4D/7,5-6/32,5/PAG	7,5	1720	6	32,5	205	650	③
			VPVO-1000-4D/9,2-6/36/AL	VPVO-1000-4D/9,2-6/36/PAG	9,2	1720	6	36	235,5	650	④
			VPVO-1000-4D/11-6/38,5/AL	VPVO-1000-4D/11-6/38,5/PAG	11	1720	6	38,5	239,3	800	⑤
			VPVO-1000-4D/15-6/43,5/AL	VPVO-1000-4D/15-6/43,5/PAG	15	1720	6	43,5	258,4	800	⑥
			VPVO-1000-4D/18,5-6/48,5/AL	VPVO-1000-4D/18,5-6/48,5/PAG	18,5	1720	6	48,5	303,9	900	⑦
VPVO-1000-6D											
1000	6	3~400	VPVO-1000-6D/1,5-6/28,5/AL	VPVO-1000-6D/1,5-6/28,5/PAG	1,5	1152	6	28,5	170,5	550	①
			VPVO-1000-6D/2,2-6/33,5/AL	VPVO-1000-6D/2,2-6/33,5/PAG	2,2	1152	6	33,5	176	550	②
			VPVO-1000-6D/3-6/37,5/AL	VPVO-1000-6D/3-6/37,5/PAG	3	1152	6	37,5	196,5	650	③
			VPVO-1000-6D/4-6/43,5/AL	VPVO-1000-6D/4-6/43,5/PAG	4	1152	6	43,5	206,5	650	④
			VPVO-1000-6D/5,5-6/50/AL	VPVO-1000-6D/5,5-6/50/PAG	5,5	1152	6	50	210,5	650	⑤

Standard size: 1000
Number of poles: 4



Standard size: 1000
Number of poles: 6



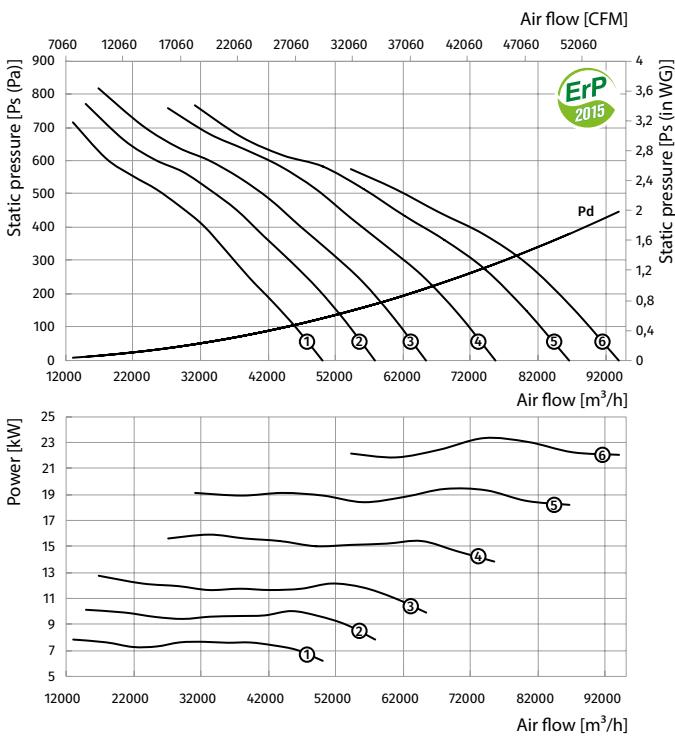
60 Hz

VPVO-1120

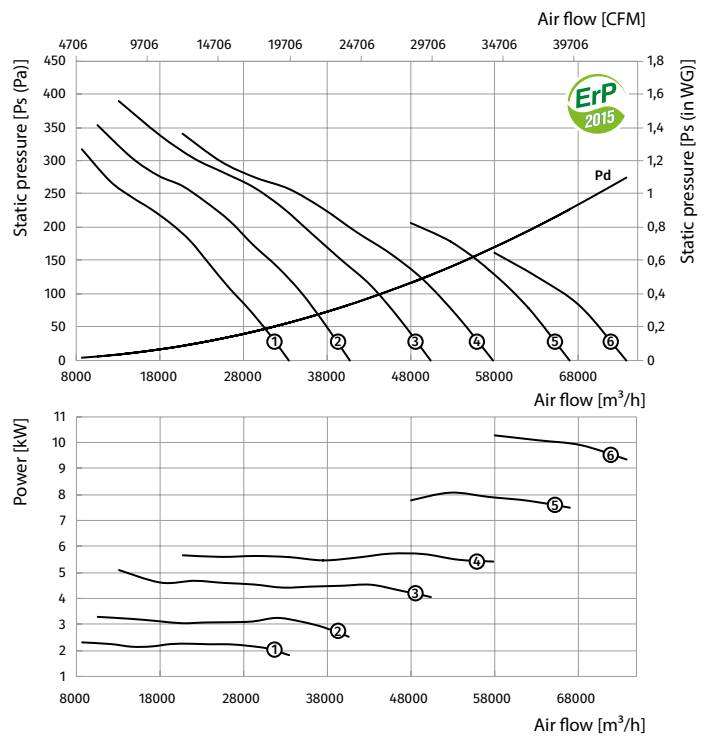
Size	Number of poles	Voltage [V/60 Hz]	Fan model with aluminum impeller (AL)	Fan model with fiberglass reinforced polyamide (PAG) impeller	Installed motor power Ny [kW]	RPM [min ⁻¹]	Number of blades	Blade setting angle [°]	Weight [kg]	Length L [mm]	Curve number on graph
VPVO-1120-4D											
1120	4	3~400	VPVO-1120-4D/7,5-6/26,5/AL	VPVO-1120-4D/7,5-6/26,5/PAG	7,5	1720	6	26,5	224	650	①
			VPVO-1120-4D/9-6/29/AL	VPVO-1120-4D/9-6/29/PAG	9	1720	6	29	251,3	650	②
			VPVO-1120-4D/11-6/31,5/AL	VPVO-1120-4D/11-6/31,5/PAG	11	1720	6	31,5	258,3	800	③
			VPVO-1120-4D/15-6/35/AL	VPVO-1120-4D/15-6/35/PAG	15	1720	6	35	277,4	800	④
			VPVO-1120-4D/18,5-6/38,5/AL	VPVO-1120-4D/18,5-6/38,5/PAG	18,5	1720	6	38,5	322,9	900	⑤
			VPVO-1120-4D/22-6/41/AL	VPVO-1120-4D/22-6/41/PAG	22	1720	6	41	336,2	900	⑥
VPVO-1120-6D											
1120	6	3~400	VPVO-1120-6D/2,2-6/26,5/AL	VPVO-1120-6D/2,2-6/26,5/PAG	2,2	1152	6	26,5	195	550	①
			VPVO-1120-6D/3-6/30/AL	VPVO-1120-6D/3-6/30/PAG	3	1152	6	30	215,5	650	②
			VPVO-1120-6D/4-6/35/AL	VPVO-1120-6D/4-6/35/PAG	4	1152	6	35	225,5	650	③
			VPVO-1120-6D/5,5-6/38,5/AL	VPVO-1120-6D/5,5-6/38,5/PAG	5,5	1152	6	38,5	229,5	650	④
			VPVO-1120-6D/7,5-6/43,5/AL	VPVO-1120-6D/7,5-6/43,5/PAG	7,5	1152	6	43,5	257,8	800	⑤
			VPVO-1120-6D/9,2-6/48,5/AL	VPVO-1120-6D/9,2-6/48,5/PAG	9,2	1152	6	48,5	275,5	800	⑥

VPVO-1120

Standard size: 1120
Number of poles: 4



Standard size: 1120
Number of poles: 6



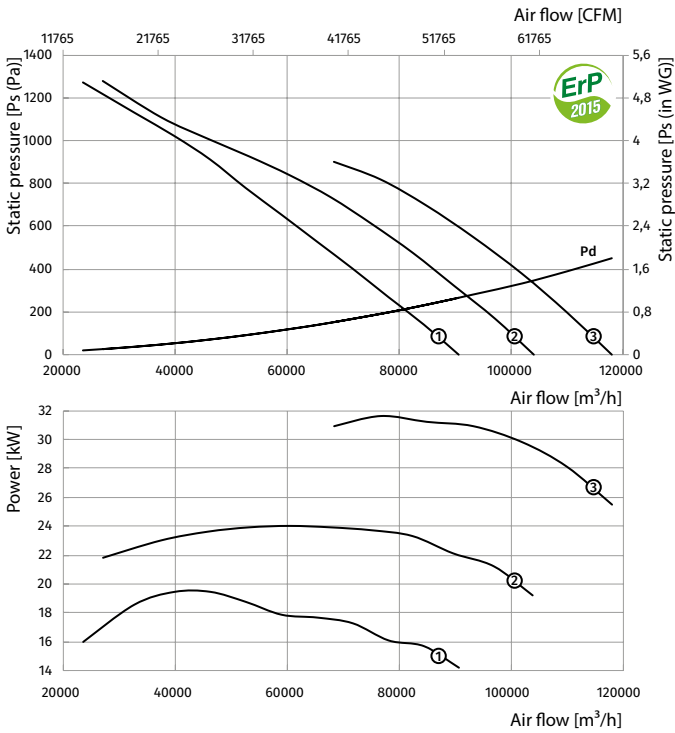
60 Hz

VPVO-1250

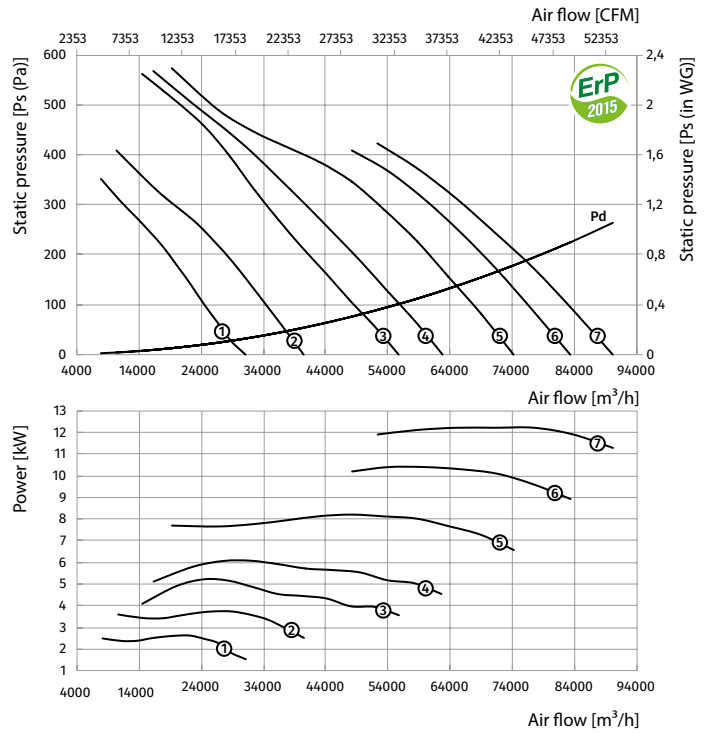
VPVO-1250

Size	Number of poles	Voltage [V/60 Hz]	Fan model with aluminum impeller (AL)	Fan model with fiberglass reinforced polyamide (PAG) impeller	Installed motor power Ny [kW]	RPM [min ⁻¹]	Number of blades	Blade setting angle [°]	Weight [kg]	Lenght L [mm]	Curve number on graph
VPVO-1250-4D											
1250	4	3~400	VPVO-1250-4D/18,5-5/22/AL	VPVO-1250-4D/18,5-5/22/PAG	18,5	1720	5	22	341,9	900	①
			VPVO-1250-4D/22-5/26/AL	VPVO-1250-4D/22-5/26/PAG	22	1720	5	26	355,2	900	②
			VPVO-1250-4D/30-5/30/AL	VPVO-1250-4D/30-5/30/PAG	30	1720	5	30	418,2	900	③
VPVO-1250-6D											
1250	6	3~400	VPVO-1250-6D/2,2-8/21,5/AL	VPVO-1250-6D/2,2-8/21,5/PAG	2,2	1152	8	21,5	214	550	①
			VPVO-1250-6D/3-8/25/AL	VPVO-1250-6D/3-8/25/PAG	3	1152	8	25	234,5	650	②
			VPVO-1250-6D/4-5/20/AL	VPVO-1250-6D/4-5/20/PAG	4	1152	5	20	244,5	650	③
			VPVO-1250-6D/5,5-5/23/AL	VPVO-1250-6D/5,5-5/23/PAG	5,5	1152	5	23	248,5	650	④
			VPVO-1250-6D/7,5-5/28/AL	VPVO-1250-6D/7,5-5/28/PAG	7,5	1152	5	28	276,8	800	⑤
			VPVO-1250-6D/9,2-5/32/AL	VPVO-1250-6D/9,2-5/32/PAG	9,2	1152	5	32	294,5	800	⑥
			VPVO-1250-6D/11-5/35/AL	VPVO-1250-6D/11-5/35/PAG	11	1152	5	35	302,3	800	⑦

Standard size: 1250
Number of poles: 4



Standard size: 1250
Number of poles: 6



VENTS VDO series



Axial smoke extraction fans with air capacity up to **125 000 m³/h** and fire resistance rating:

300 °C/2 hours;
400 °C/2 hours.

■ Purpose

The fans are used for extraction of smoke in case of fire and removal of hot air outside. The fans are also used for general ventilation systems.

■ Operation

The fans are rated for permanent operation at ambient air temperatures from -60 °C up to +50 °C (depends on climatic category, see the Designation key). The fans are able to operate 2 hours at the temperatures +300 °C and +400 °C.

The fans with a fire resistance class of 200 °C/2 hours can be produced on request. The characteristics of the 200 °C/2 hours fans are completely identical to 300 °C/2 hours fans.

■ Design

The fan consists of a casing, an impeller and a motor. The metal casing with rolled flanges helps achieve outstanding rigidity and minimum clearances between the casing and the blades. There is an inspection hatch in the casing for easy maintenance.

All the casing components are powder coated for improved protection against the environmental effects. The weight of the fans may differ from the one stated in the catalogue and depends on the components used (motor, terminal box, etc.).

■ Motor

The fans are equipped with three-phase (400 V/50 Hz) motors. Motor ingress protection rating is IP55. The motor RPM could be changed insignificantly in accordance with the actual motor datasheet. Consequently, the air-flow could be altered respectively as well. Depending on the model, the fans have single- or double-speed modifications.

- The single-speed models are equipped with 2-, 4- or 6-pole motors.
- The double-speed models are equipped with 2/4-, 4/6- or 4/8-pole motors.

■ Impeller

Depending on the size and the required air capacity the fans are equipped with impellers with 4, 5, 6, 7, 8, 9 or 12 blades angled from 20° to 50° to ensure precise matching of fans with the operating point. The specially designed impeller blades ensure high efficiency of the fan while keeping noise well under control. The impellers are dynamically balanced. Low weight and low moment of the impeller inertia help reduce the fan start-up time. The fan blades are made of cast aluminium.

■ Mounting

The fans can be mounted on any flat surface or directly into a ventilation duct. The units are suitable for both horizontal and vertical configurations. Installation in the air duct requires flanges to attach the fan to the ductwork. To attach the fan to the floor, the wall or the ceiling use the O-AF carriers (not included as standard, should be purchased separately).

60 Hz

■ Designation key

Casing Motor Impeller Modification Frequency
VDO-630K-2D/5,5-8/35/AL-U1-300/2-60 Hz

VDO: AXIAL SMOKE EXTRACTION FAN

Standard size (duct diameter) [mm]

Modification: **_**: standard casing; **K**: shortened casing

Number of the motor poles

Motor phase: **E**: single-phase; **D**: three-phase

Motor power [kW]

Number of the impeller blades [items]

Blade setting angle [°]

Blade material

AL: aluminium

Climatic category:

U: moderate climate (-40...+40 °C)

HL: cold climate (-60...+40 °C)

UHL: moderate and cold climate (-60...+40 °C)

T: tropical climate (-10...+50 °C)

M: maritime moderately cold climate (-40...+40 °C)

O: general climatic modification (except maritime climate) (-60...+50 °C)

OM: general maritime climatic modification (-40...+40 °C)

V: universal climatic modification (-60...+50 °C)

Placement category:

1: outdoors

2: under a shed or indoors with the same conditions as outdoors except solar radiation and precipitation

3: in closed rooms without artificial climate control

4: in closed rooms with artificial climate control (ventilation, heating)

5: in rooms with high levels of humidity, without artificial climate control

Fire resistance rating:

300/2 – 300 °C, 2 hours

400/2 – 400 °C, 2 hours

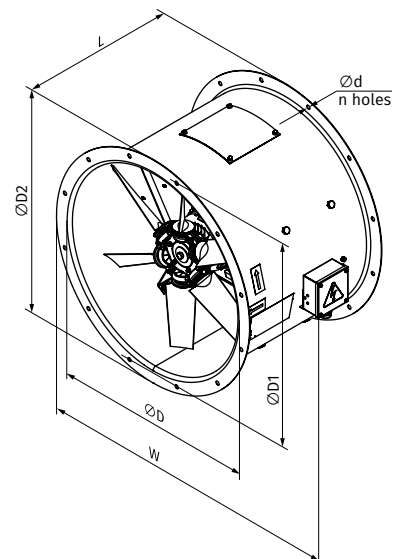
Frequency:

Undefined: 50 Hz

60 Hz: 60 Hz

■ Overall dimensions [mm]

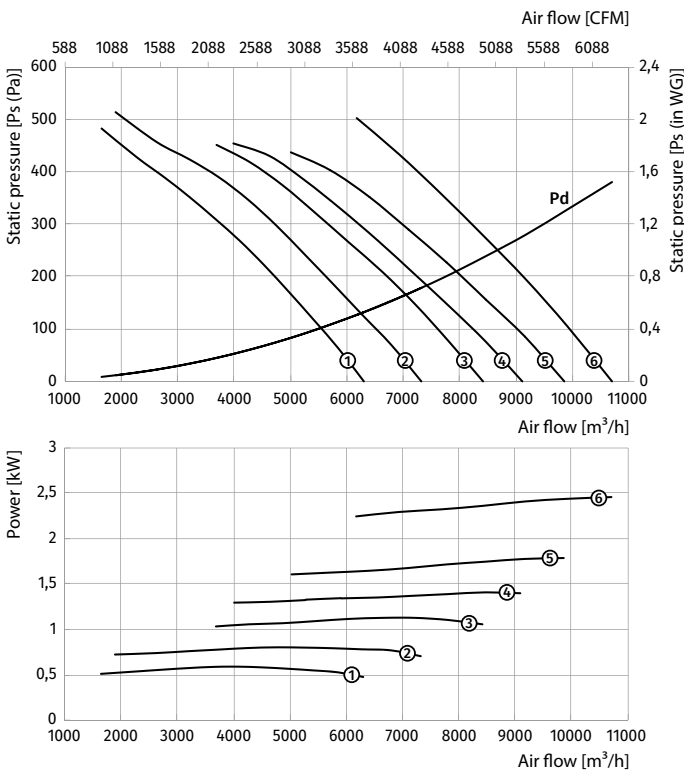
Model	Ø D	Ø D1	Ø D2	Ø d	n	W
VDO-400...	400	450	490	8	12	525
VDO-450...	450	500	540	8	12	580
VDO-500...	500	560	600	12	12	620
VDO-560...	560	620	660	12	12	680
VDO-630...	630	690	730	12	12	750
VDO-710...	710	770	810	12	16	845
VDO-800...	800	860	900	12	16	925
VDO-900...	900	970	1015	15	16	1025
VDO-1000...	1000	1070	1115	15	16	1140
VDO-1120...	1120	1190	1270	15	20	1280
VDO-1250...	1250	1320	1400	15	20	1450



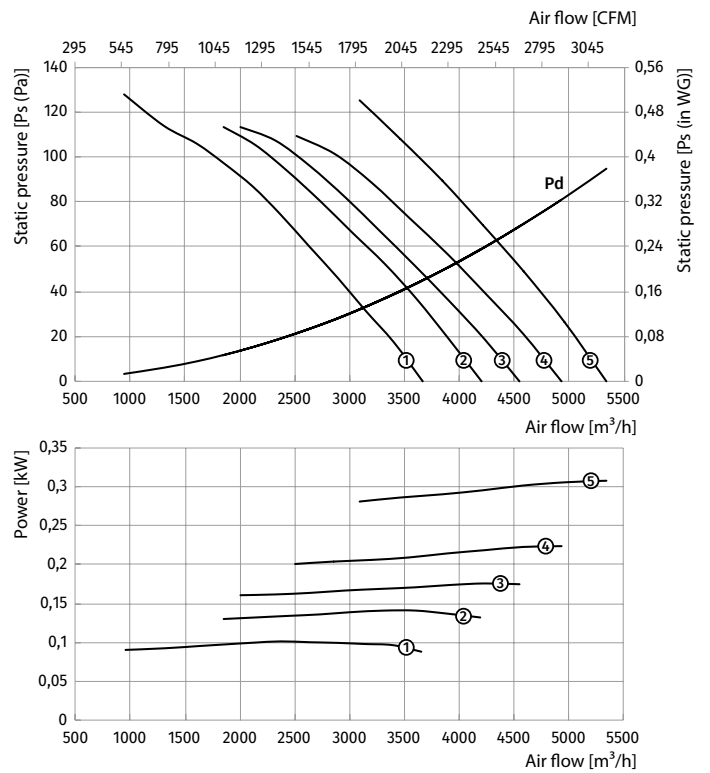
VDO-400...300/2

Size	Number of poles	Voltage [V/60 Hz]	Fans model	Installed motor power Ny [kW]	RPM [min ⁻¹]	Number of blades	Blade setting angle [°]	Weight [kg]	Length L [mm]	Curve number on graph
VDO-400-2D...300/2										
400	2	3~400	VDO-400-2D/0,55-3/25/AL	0,55	3456	3	25	25,6	400	①
			VDO-400-2D/0,75-3/30/AL	0,75	3456	3	30	28,7	400	②
			VDO-400-2D/1,1-3/35/AL	1,1	3456	3	35	31,3	400	③
			VDO-400-2D/1,5-3/40/AL	1,5	3456	3	40	32,3	400	④
			VDO-400-2D/2,2-3/45/AL	2,2	3456	3	45	33,3	400	⑤
			VDO-400-2D/2,2-4/45/AL	2,2	3456	4	45	33,4	400	⑥
VDO-400-4D...300/2										
400	4	3~400	VDO-400-4D/0,37-3/30/AL	0,37	1728	3	30	23,6	400	①
			VDO-400-4D/0,37-3/35/AL	0,37	1728	3	35	23,6	400	②
			VDO-400-4D/0,37-3/40/AL	0,37	1728	3	40	23,6	400	③
			VDO-400-4D/0,37-3/45/AL	0,37	1728	3	45	23,6	400	④
			VDO-400-4D/0,37-4/45/AL	0,37	1728	4	45	24	400	⑤

Standard size: 400
 Number of poles: 2
 Fire resistance rating: 300/2



Standard size: 400
 Number of poles: 4
 Fire resistance rating: 300/2



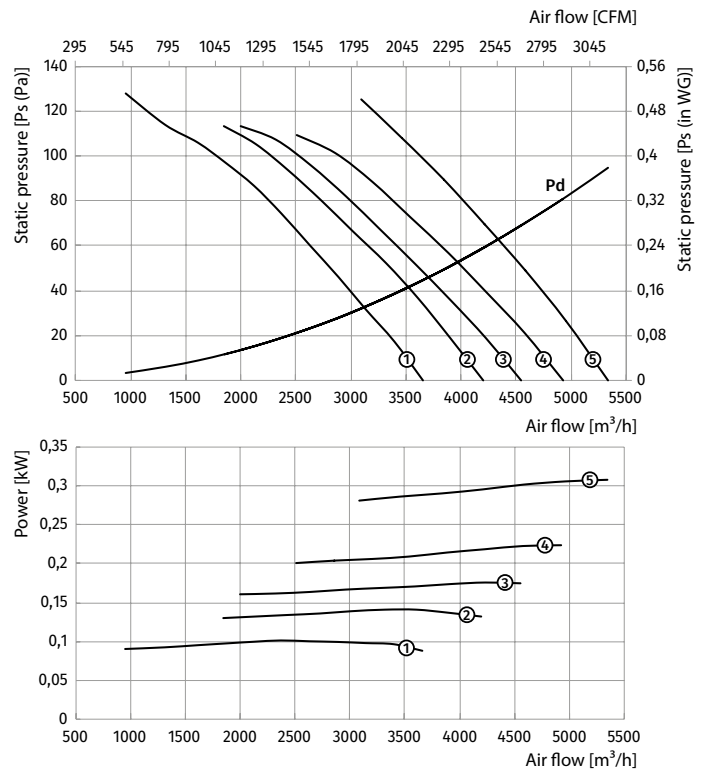
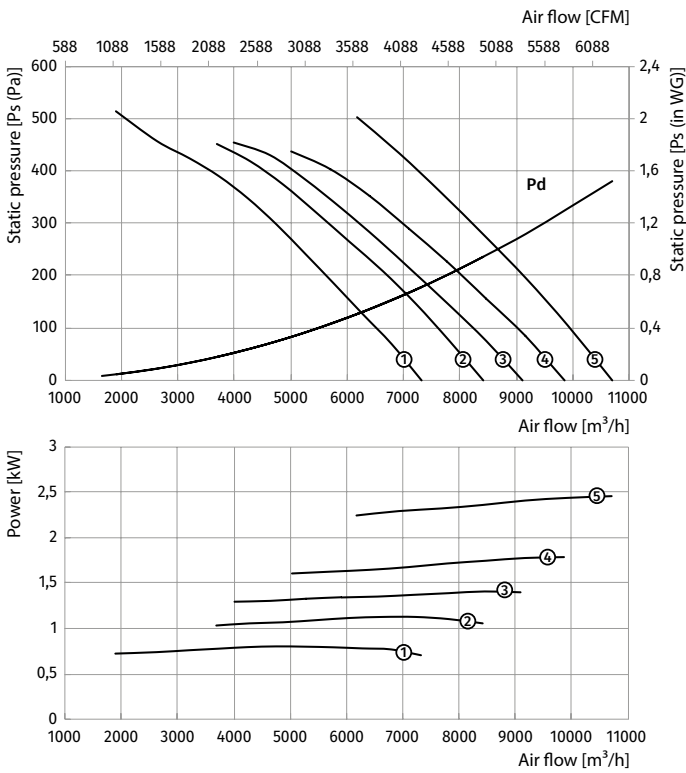
60 Hz

VDO-400...300/2

Size	Number of poles	Voltage [V/60 Hz]	Fans model	Installed motor power Ny [kW]	RPM [min ⁻¹]	Number of blades	Blade setting angle [°]	Weight [kg]	Lenght L [mm]	Curve number on graph
VDO-400-2/4D...300/2										
400	2/4	3~400	VDO-400-2/4D/1,1/0,25-3/30/AL	1,1/0,25	3456/1728	3	30	29,7	400	①
			VDO-400-2/4D/1,1/0,25-3/35/AL	1,1/0,25	3456/1728	3	35	29,7	400	②
			VDO-400-2/4D/1,5/0,37-3/40/AL	1,5/0,37	3456/1728	3	40	35,3	400	③
			VDO-400-2/4D/2,5/0,65-3/45/AL	2,5/0,65	3456/1728	3	45	48,5	500	④
			VDO-400-2/4D/2,5/0,65-4/45/AL	2,5/0,65	3456/1728	4	45	48,5	500	⑤

Standard size: **400**
 Number of poles: **2**
 Fire resistance rating: **300/2**

Standard size: **400**
 Number of poles: **4**
 Fire resistance rating: **300/2**



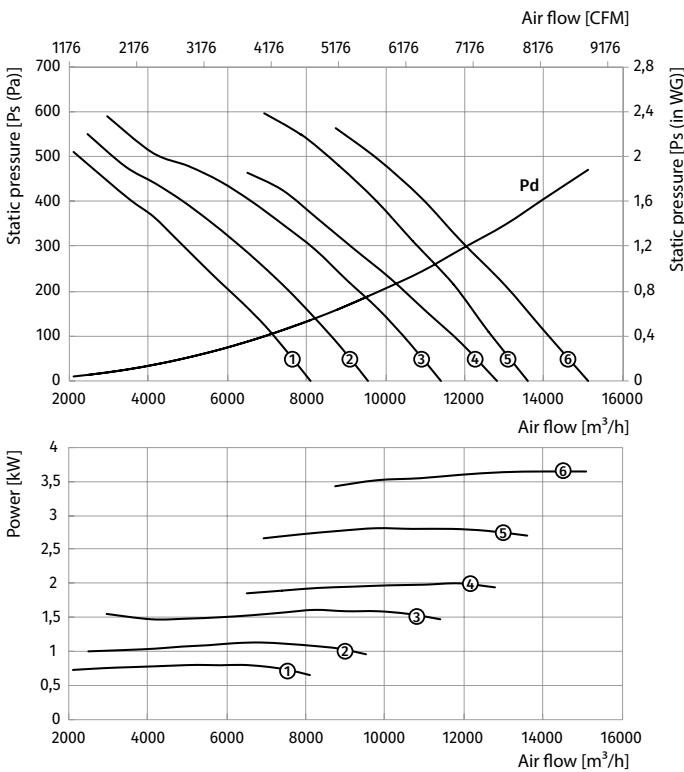
VDO-400...300/2

60 Hz

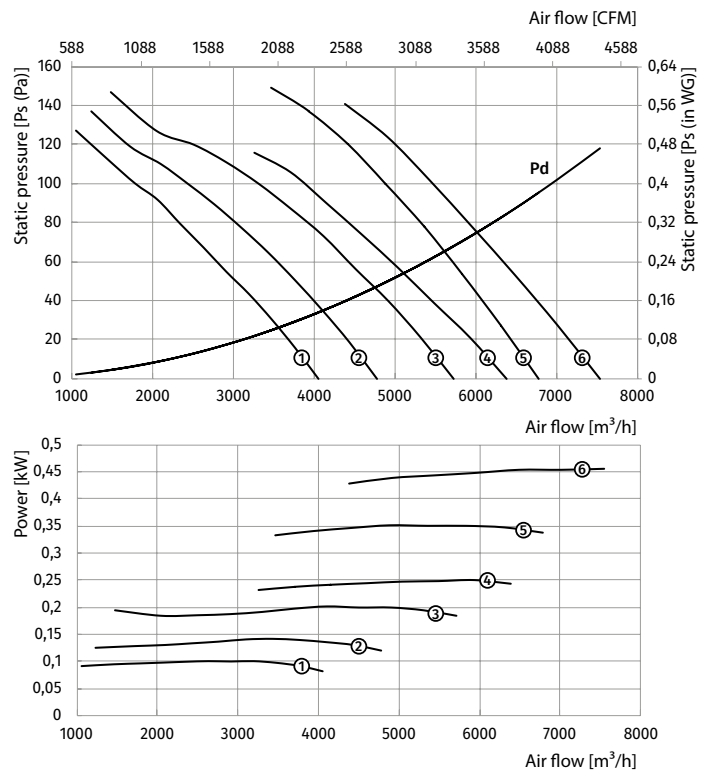
VDO-450...300/2

Size	Number of poles	Voltage [V/60 Hz]	Fans model	Installed motor power Ny [kW]	RPM [min ⁻¹]	Number of blades	Blade setting angle [°]	Weight [kg]	Lenght L [mm]	Curve number on graph
VDO-450-2D...300/2										
450	2	3~400	VDO-450-2D/0,75-3/25/AL	0,75	3456	3	25	30,2	400	①
			VDO-450-2D/1,1-3/30/AL	1,1	3456	3	30	32,8	400	②
			VDO-450-2D/1,5-3/35/AL	1,5	3456	3	35	33,8	400	③
			VDO-450-2D/2,2-3/40/AL	2,2	3456	3	40	34,8	400	④
			VDO-450-2D/3-4/40/AL	3	3456	4	40	40	400	⑤
			VDO-450-2D/3,7-4/45/AL	3,7	3456	4	45	52,3	500	⑥
VDO-450-4D...300/2										
450	4	3~400	VDO-450-4D/0,37-3/25/AL	0,37	1728	3	25	25,1	400	①
			VDO-450-4D/0,37-3/30/AL	0,37	1728	3	30	25,1	400	②
			VDO-450-4D/0,37-3/35/AL	0,37	1728	3	35	25,1	400	③
			VDO-450-4D/0,37-3/40/AL	0,37	1728	3	40	25,1	400	④
			VDO-450-4D/0,37-4/40/AL	0,37	1728	4	40	25,4	400	⑤
			VDO-450-4D/0,55-4/45/AL	0,55	1728	4	45	26,4	400	⑥

Standard size: 450
 Number of poles: 2
 Fire resistance rating: 300/2



Standard size: 450
 Number of poles: 4
 Fire resistance rating: 300/2



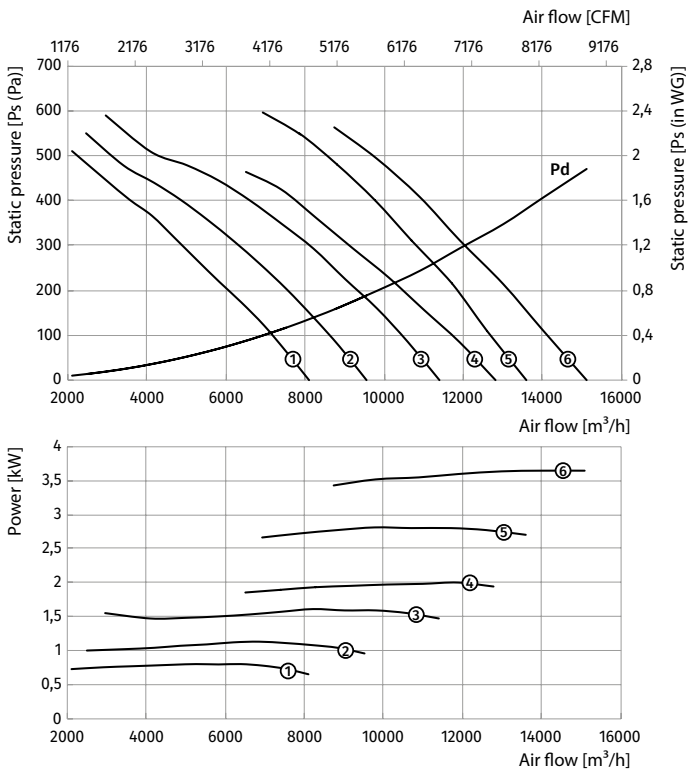
60 Hz

VDO-450...300/2

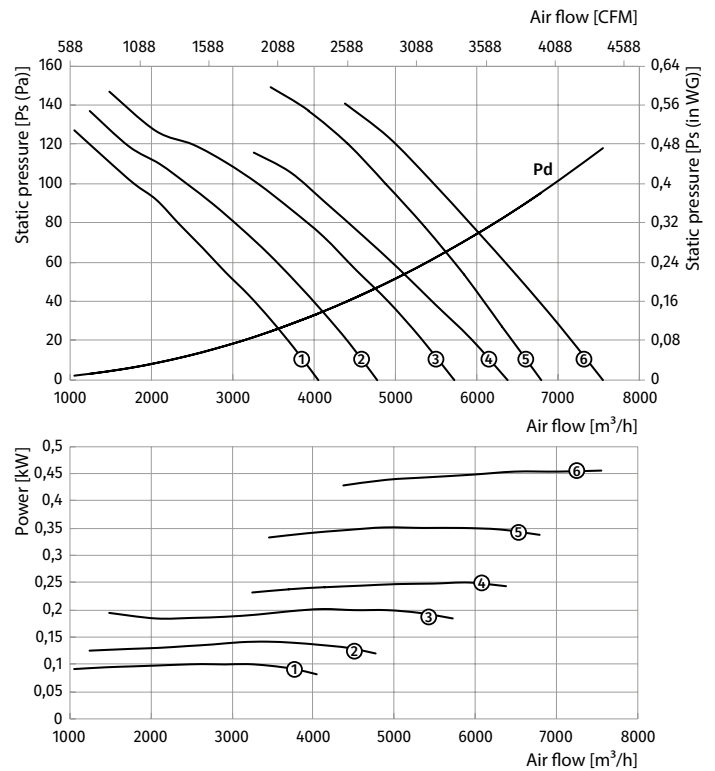
Size	Number of poles	Voltage [V/60 Hz]	Fans model	Installed motor power Ny [kW]	RPM [min ⁻¹]	Number of blades	Blade setting angle [°]	Weight [kg]	Lenght L [mm]	Curve number on graph
VDO-450-2/4D...300/2										
400	2/4	3~400	VDO-450-2/4D/1,1/0,25-3/25/AL	1,1/0,25	3456/1728	3	25	31,2	400	①
			VDO-450-2/4D/1,1/0,25-3/30/AL	1,1/0,25	3456/1728	3	30	31,2	400	②
			VDO-450-2/4D/1,5/0,37-3/35/AL	1,5/0,37	3456/1728	3	35	36,8	400	③
			VDO-450-2/4D/2,5/0,65-3/40/AL	2,5/0,65	3456/1728	3	40	50,2	500	④
			VDO-450-2/4D/3,1/0,8-4/40/AL	3,1/0,8	3456/1728	4	40	51,3	500	⑤
			VDO-450-2/4D/4,4/1,1-4/45/AL	4,4/1,1	3456/1728	4	45	63,2	500	⑥

VDO-450...300/2

Standard size: 450
 Number of poles: 2
 Fire resistance rating: 300/2



Standard size: 450
 Number of poles: 4
 Fire resistance rating: 300/2

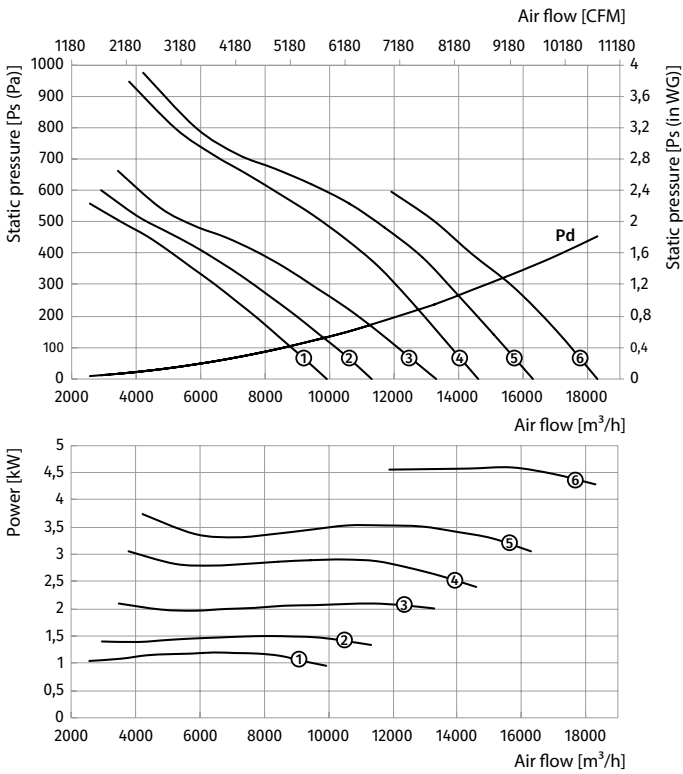


60 Hz

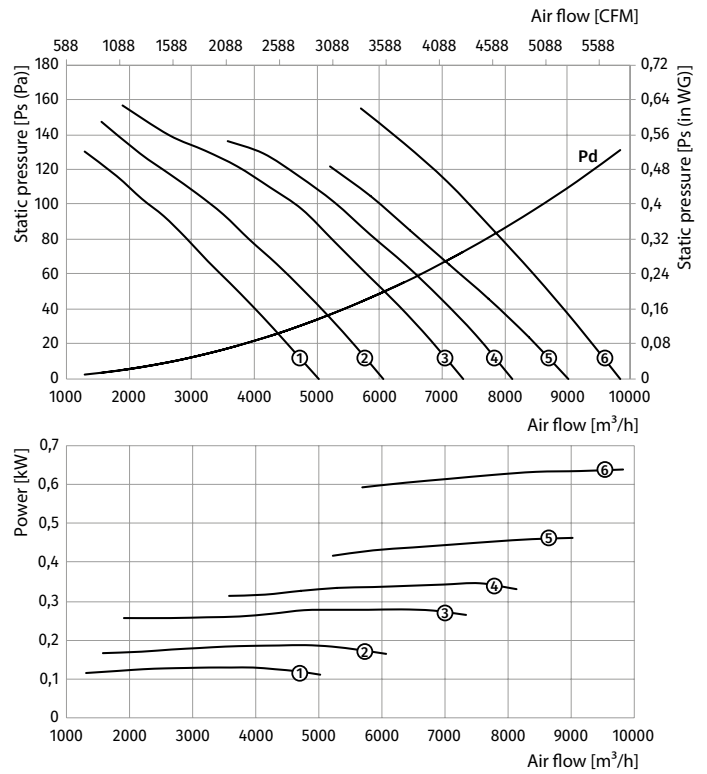
VDO-500...300/2

Size	Number of poles	Voltage [V/60 Hz]	Fans model	Installed motor power Ny [kW]	RPM [min ⁻¹]	Number of blades	Blade setting angle [°]	Weight [kg]	Lenght L [mm]	Curve number on graph
VDO-500-2D...300/2										
500	2	3~400	VDO-500-2D/1,1-3/21,5/AL	1,1	3456	3	21,5	36	400	①
			VDO-500-2D/1,5-3/25/AL	1,5	3456	3	25	37	400	②
			VDO-500-2D/2,2-3/30/AL	2,2	3456	3	30	38	400	③
			VDO-500-2D/3-5/31,5/AL	3	3456	5	31,5	42,5	400	④
			VDO-500-2D/3,7-5/35/AL	3,7	3456	5	35	55,5	500	⑤
			VDO-500-2D/4,5-5/40/AL	4,5	3456	5	40	60,5	500	⑥
VDO-500-4D...300/2										
500	4	3~400	VDO-500-4D/0,37-3/25/AL	0,37	1728	3	25	27	400	①
			VDO-500-4D/0,37-3/30/AL	0,37	1728	3	30	27	400	②
			VDO-500-4D/0,37-3/35/AL	0,37	1728	3	35	27	400	③
			VDO-500-4D/0,37-3/40/AL	0,37	1728	3	40	27	400	④
			VDO-500-4D/0,55-3/45/AL	0,55	1728	3	45	28	400	⑤
			VDO-500-4D/0,75-4/45/AL	0,75	1728	4	45	32	400	⑥

Standard size: 500
 Number of poles: 2
 Fire resistance rating: 300/2



Standard size: 500
 Number of poles: 4
 Fire resistance rating: 300/2



60 Hz

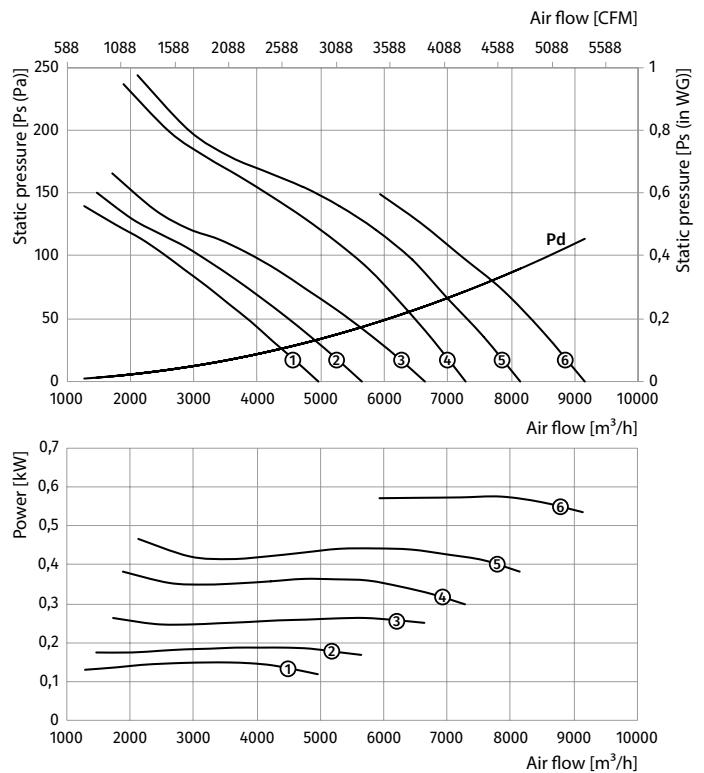
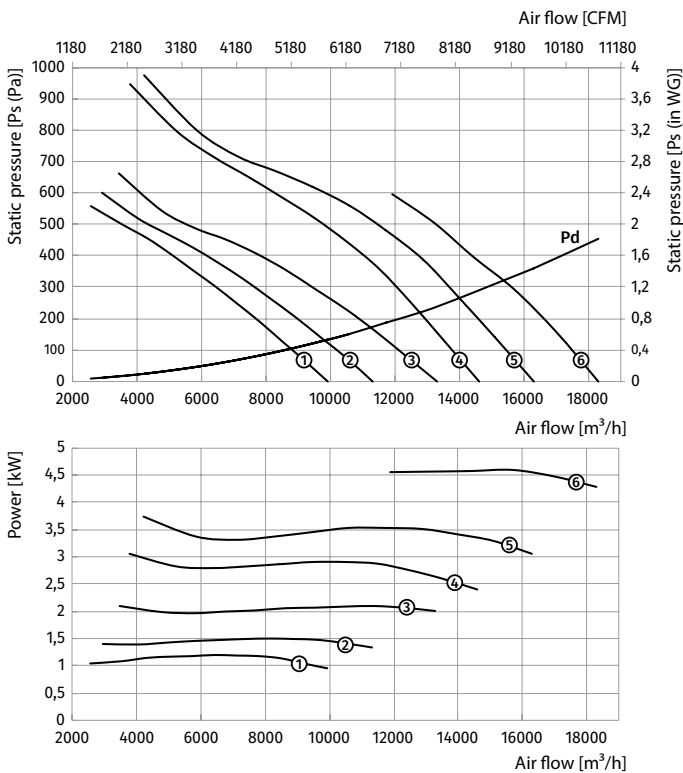
VDO-500...300/2

Size	Number of poles	Voltage [V/60 Hz]	Fans model	Installed motor power Ny [kW]	RPM [min ⁻¹]	Number of blades	Blade setting angle [°]	Weight [kg]	Lenght L [mm]	Curve number on graph
VDO-500-2/4D...300/2										
500	2/4	3~400	VDO-500-2/4D/1,1/0,25-3/21,5/AL	1,1/0,25	3456/1728	3	21,5	34,5	400	①
			VDO-500-2/4D/1,5/0,37-3/25/AL	1,5/0,37	3456/1728	3	25	40	400	②
			VDO-500-2/4D/2,5/0,65-3/30/AL	2,5/0,65	3456/1728	3	30	54	500	③
			VDO-500-2/4D/3,1/0,8-5/31,5/AL	3,1/0,8	3456/1728	5	31,5	54,5	500	④
			VDO-500-2/4D/4,4/1,1-5/35/AL	4,4/1,1	3456/1728	5	35	66,5	500	⑤
			VDO-500-2/4D/4,4/1,1-5/40/AL	4,4/1,1	3456/1728	5	40	66,5	500	⑥

VDO-500...300/2

Standard size: **500**
 Number of poles: **2**
 Fire resistance rating: **300/2**

Standard size: **500**
 Number of poles: **4**
 Fire resistance rating: **300/2**

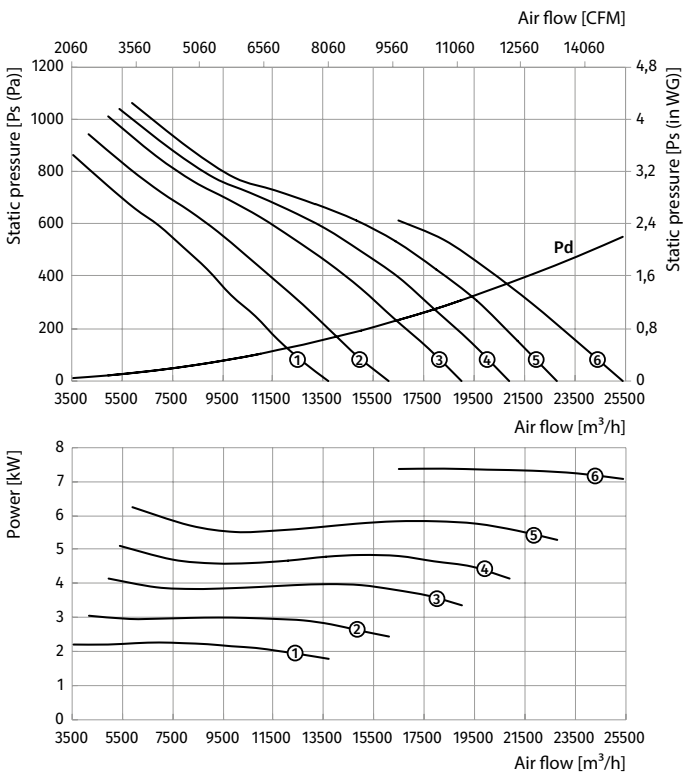


60 Hz

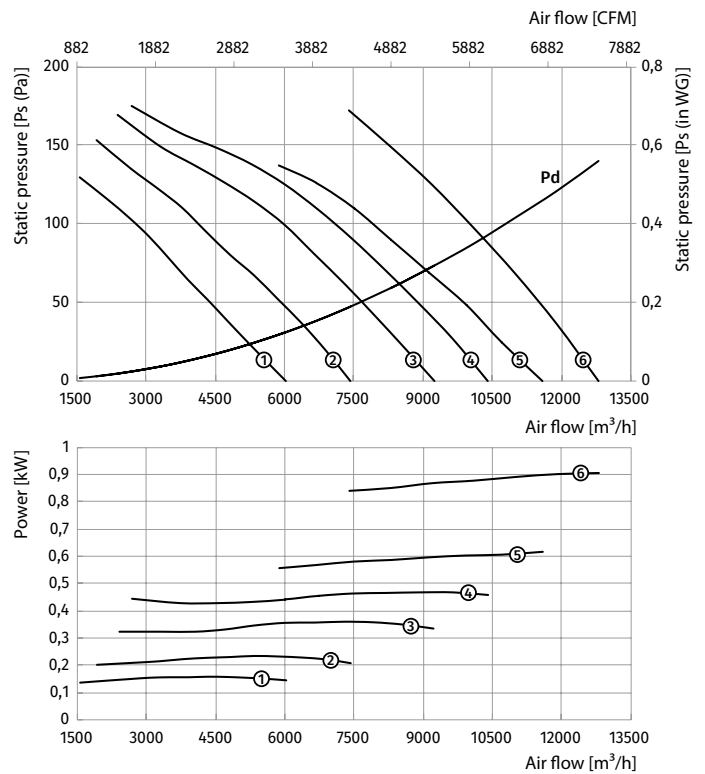
VDO-560...300/2

Size	Number of poles	Voltage [V/60 Hz]	Fans model	Installed motor power Ny [kW]	RPM [min ⁻¹]	Number of blades	Blade setting angle [°]	Weight [kg]	Lenght L [mm]	Curve number on graph
VDO-560-2D...300/2										
560	2	3~400	VDO-560-2D/2,2-5/25/AL	2,2	3456	5	25	39,5	400	①
			VDO-560-2D/3,7-5/28,5/AL	3	3456	5	28,5	44,5	400	②
			VDO-560-2D/3,7-5/32,5/AL	3,7	3456	5	32,5	57,5	500	③
			VDO-560-2D/4,5-5/35/AL	4,5	3456	5	35	62,5	500	④
			VDO-560-2D/5,5-5/38,5/AL	5,5	3456	5	38,5	85,5	550	⑤
			VDO-560-2D/7,5-5/43,5/AL	7,5	3456	5	43,5	102,5	550	⑥
VDO-560-4D...300/2										
560	4	3~400	VDO-560-4D/0,37-3/25/AL	0,37	1728	3	25	29	400	①
			VDO-560-4D/0,37-3/30/AL	0,37	1728	3	30	29	400	②
			VDO-560-4D/0,37-3/35/AL	0,37	1728	3	35	29	400	③
			VDO-560-4D/0,55-3/40/AL	0,55	1728	3	40	30	400	④
			VDO-560-4D/0,75-3/45/AL	0,75	1728	3	45	33,5	400	⑤
			VDO-560-4D/1,1-4/45/AL	1,1	1728	4	45	34,5	400	⑥

Standard size: 560
 Number of poles: 2
 Fire resistance rating: 300/2



Standard size: 560
 Number of poles: 4
 Fire resistance rating: 300/2



60 Hz

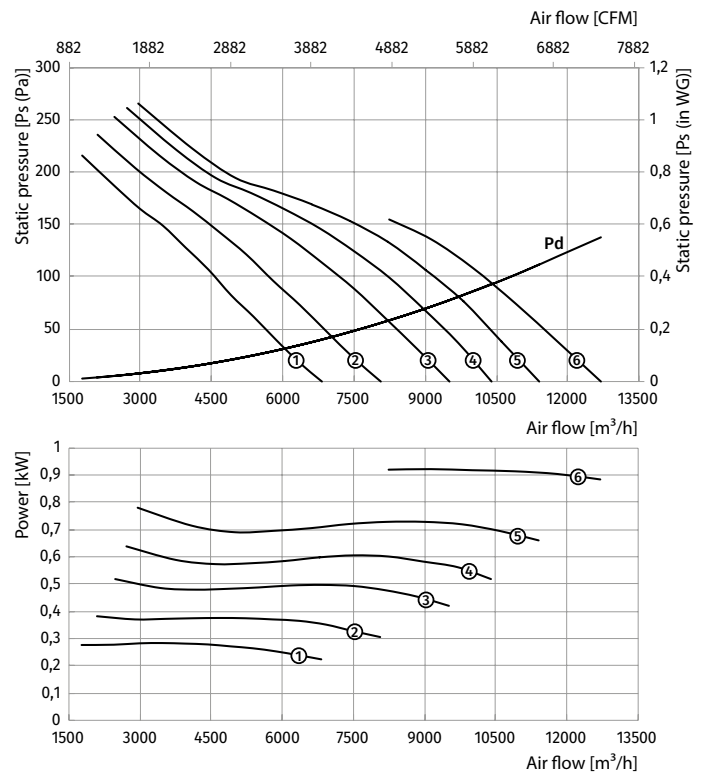
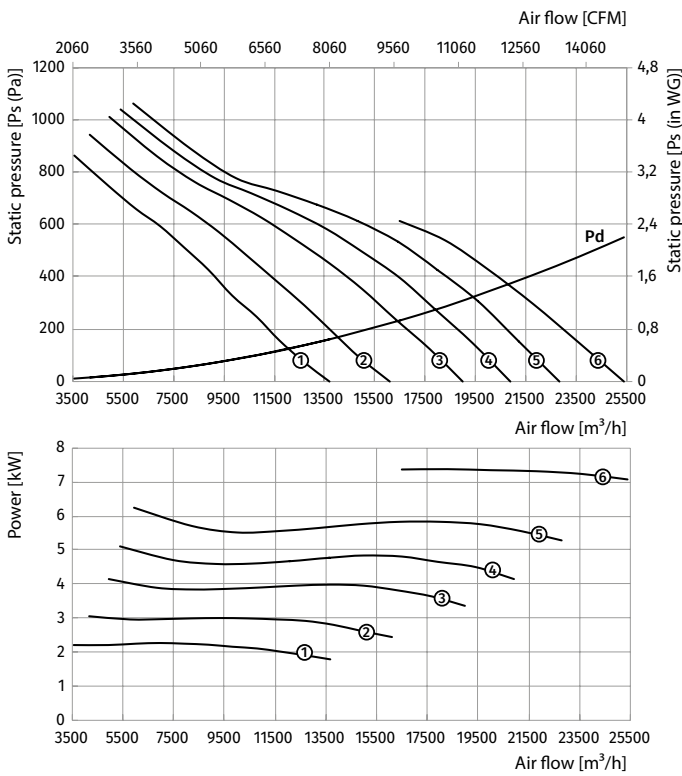
VDO-560...300/2

Size	Number of poles	Voltage [V/60 Hz]	Fans model	Installed motor power Ny [kW]	RPM [min ⁻¹]	Number of blades	Blade setting angle [°]	Weight [kg]	Lenght L [mm]	Curve number on graph
VDO-560-2/4D...300/2										
560	2/4	3~400	VDO-560-2/4D/2,5/0,65-5/25/AL	2,5/0,65	3456/1728	5	25	55,5	500	①
			VDO-560-2/4D/3,1/0,8-5/28,5/AL	3,1/0,8	3456/1728	5	28,5	56,5	500	②
			VDO-560-2/4D/4,4/1,1-5/32,5/AL	4,4/1,1	3456/1728	5	32,5	68,5	500	③
			VDO-560-2/4D/4,4/1,1-5/35/AL	4,4/1,1	3456/1728	5	35	68,5	500	④
			VDO-560-2/4D/6/1,5-5/38,5/AL	6/1,5	3456/1728	5	38,5	96,5	550	⑤
			VDO-560-2/4D/8/2-5/43,5/AL	8/2	3456/1728	5	43,5	108,5	550	⑥

VDO-560...300/2

Standard size: **560**
 Number of poles: **2**
 Fire resistance rating: **300/2**

Standard size: **560**
 Number of poles: **4**
 Fire resistance rating: **300/2**

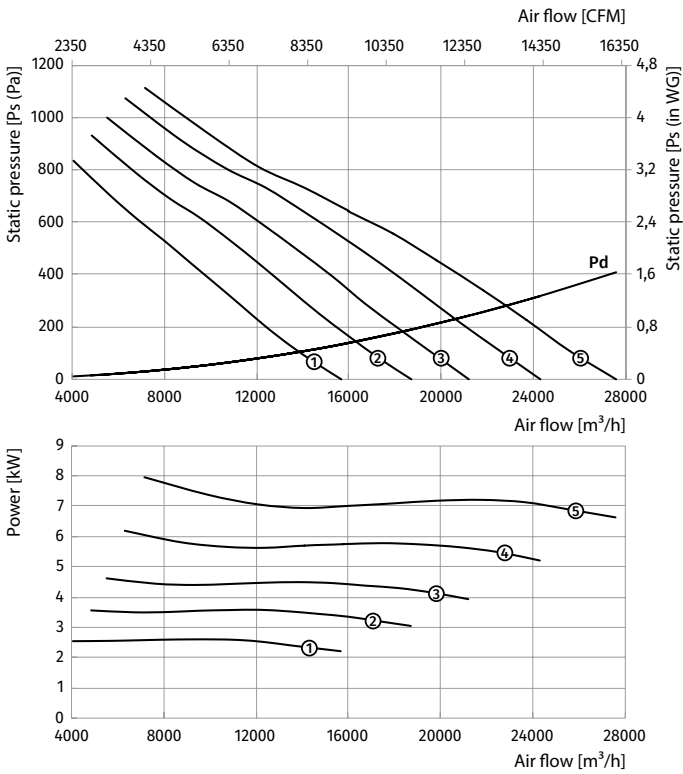


60 Hz

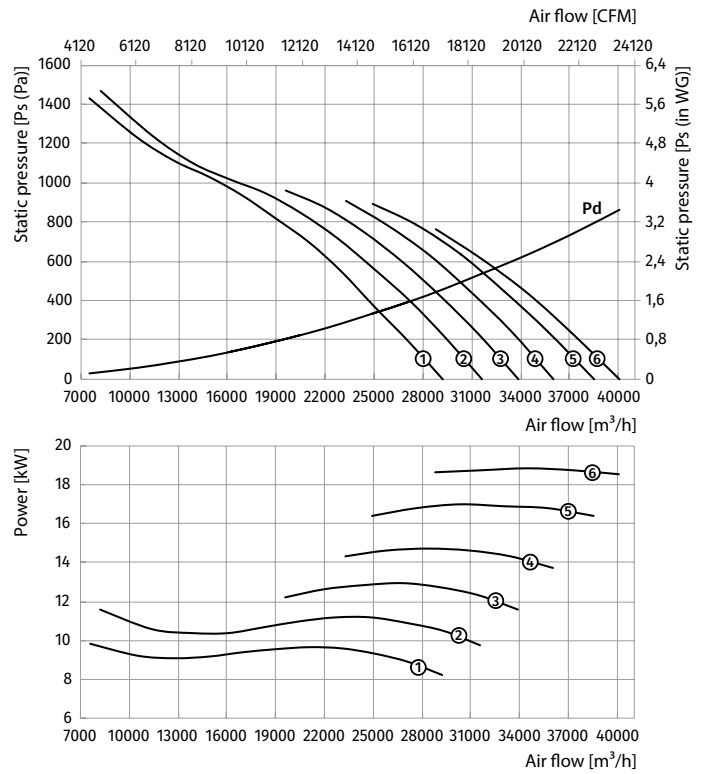
VDO-630...300/2

Size	Number of poles	Voltage [V/60 Hz]	Fans model	Installed motor power Ny [kW]	RPM [min ⁻¹]	Number of blades	Blade setting angle [°]	Weight [kg]	Lenght L [mm]	Curve number on graph
VDO-630-2D...300/2										
630	2	3~400	VDO-630-2D/2,2-5/25/AL	2,2	3456	5	25	41,5	400	①
			VDO-630-2D/3,7-5/28,5/AL	3,7	3456	5	28,5	60	500	②
			VDO-630-2D/4,5-5/31,5/AL	4,5	3456	5	31,5	65	500	③
			VDO-630-2D/5,5-5/35/AL	5,5	3456	5	35	89,5	550	④
			VDO-630-2D/7,5-5/38,5/AL	7,5	3456	5	38,5	106,5	550	⑤
VDO-630-2D...300/2										
630	2	3~400	VDO-630-2D/9,2-7/36/AL	9,2	3456	7	36	114	550	①
			VDO-630-2D/11-7/38,5/AL	11	3456	7	38,5	116	550	②
			VDO-630-2D/15-7/41/AL	15	3456	7	41	161,5	700	③
			VDO-630-2D/15-7/43,5/AL	15	3456	7	43,5	161,5	700	④
			VDO-630-2D/18,5-7/46,5/AL	18,5	3456	7	46,5	169,5	700	⑤
			VDO-630-2D/18,5-7/48,5/AL	18,5	3456	7	48,5	169,5	700	⑥

Standard size: 630
 Number of poles: 2
 Fire resistance rating: 300/2



Standard size: 630
 Number of poles: 2
 Fire resistance rating: 300/2



60 Hz

VDO-630...300/2

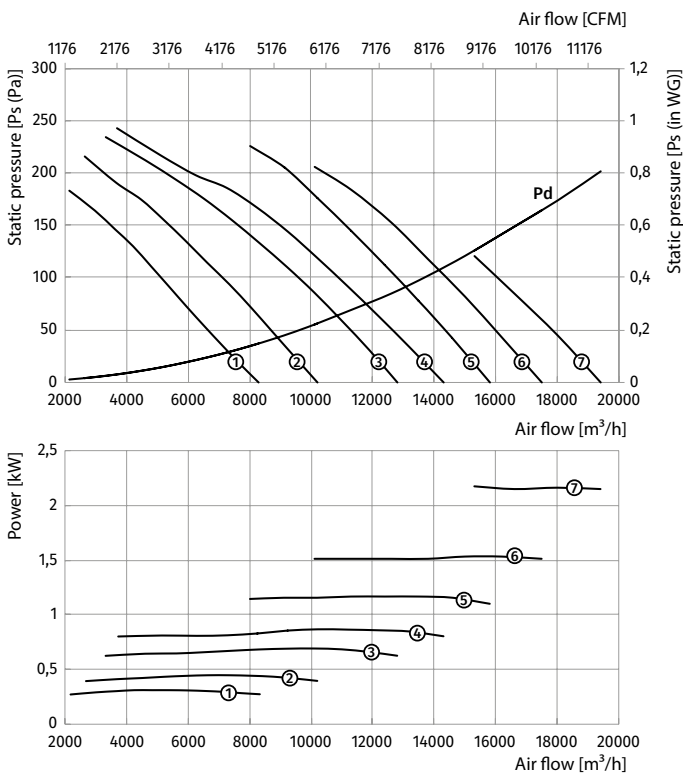
Size	Number of poles	Voltage [V/60 Hz]	Fans model	Installed motor power Ny [kW]	RPM [min ⁻¹]	Number of blades	Blade setting angle [°]	Weight [kg]	Lenght L [mm]	Curve number on graph
VDO-630-4D...300/2										
630	4	3~400	VDO-630-4D/0,37-4/25/AL	0,37	1728	4	25	31	400	①
			VDO-630-4D/0,55-4/30/AL	0,55	1728	4	30	32	400	②
			VDO-630-4D/0,75-4/35/AL	0,75	1728	4	35	35,5	400	③
			VDO-630-4D/1,1-4/40/AL	1,1	1728	4	40	36	400	④
			VDO-630-4D/1,1-3/32,5/AL	1,1	1728	3	32,5	38	400	⑤
			VDO-630-4D/1,5-3/37,5/AL	1,5	1728	3	37,5	43	400	⑥
			VDO-630-4D/2,2-3/45/AL	2,2	1728	3	45	46,5	400	⑦

VDO-630...300/2

Standard size: **630**

Number of poles: **4**

Fire resistance rating: **300/2**



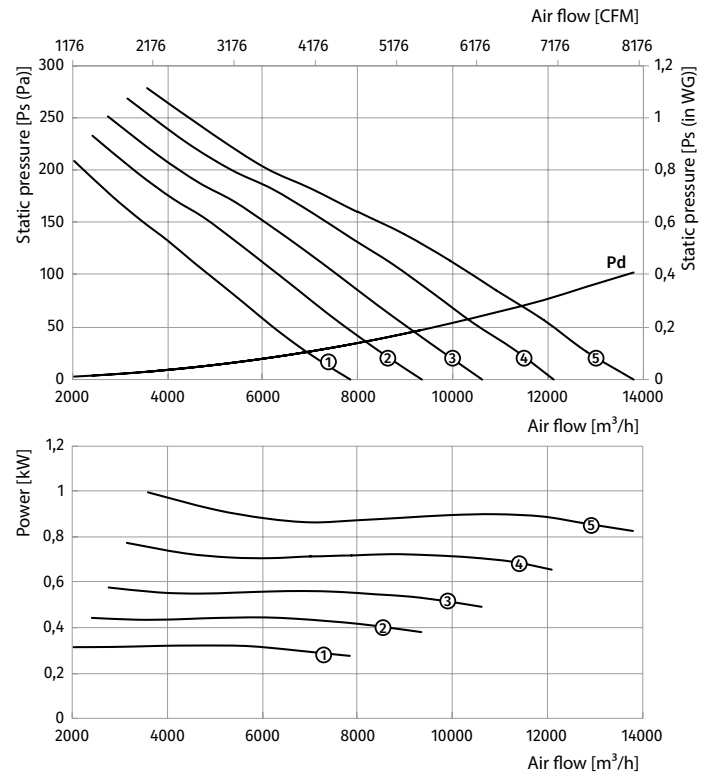
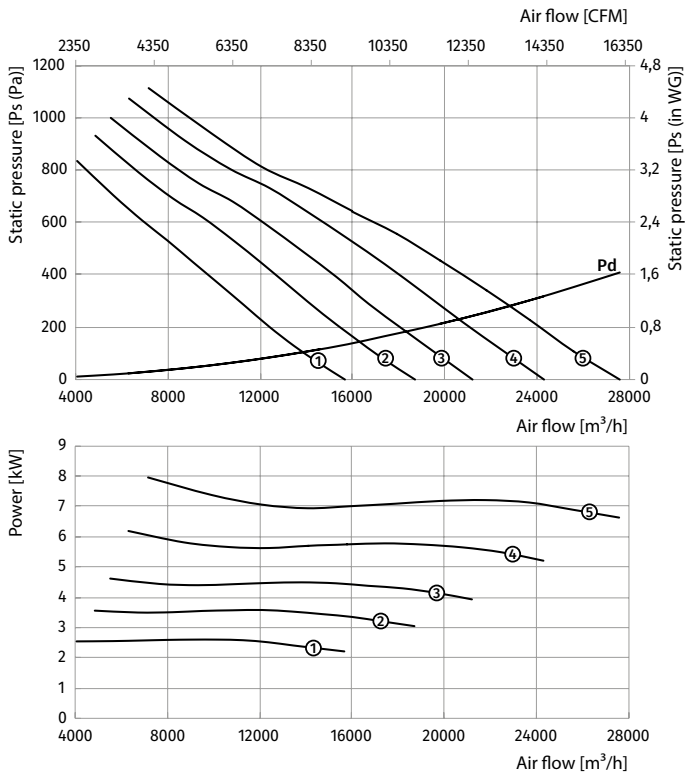
60 Hz

VDO-630...300/2

Size	Number of poles	Voltage [V/60 Hz]	Fans model	Installed motor power Ny [kW]	RPM [min ⁻¹]	Number of blades	Blade setting angle [°]	Weight [kg]	Lenght L [mm]	Curve number on graph
VDO-630-2/4D...300/2										
630	2/4	3~400	VDO-630-2/4D/2,5/0,65-5/25/AL	2,5/0,65	3456/1728	5	25	58	500	①
			VDO-630-2/4D/4,4/1,1-5/28,5/AL	4,4/1,1	3456/1728	5	28,5	71	500	②
			VDO-630-2/4D/4,4/1,1-5/31,5/AL	4,4/1,1	3456/1728	5	31,5	71	500	③
			VDO-630-2/4D/6/1,5-5/35/AL	6/1,5	3456/1728	5	35	100,5	550	④
			VDO-630-2/4D/8/2-5/38,5/AL	8/2	3456/1728	5	38,5	112,5	550	⑤

Standard size: **630**
 Number of poles: **2**
 Fire resistance rating: **300/2**

Standard size: **630**
 Number of poles: **4**
 Fire resistance rating: **300/2**



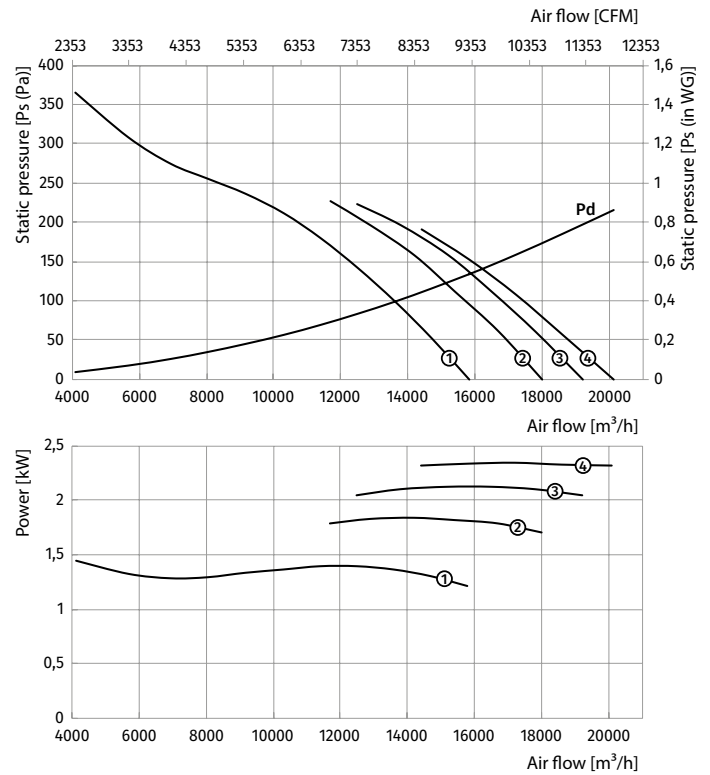
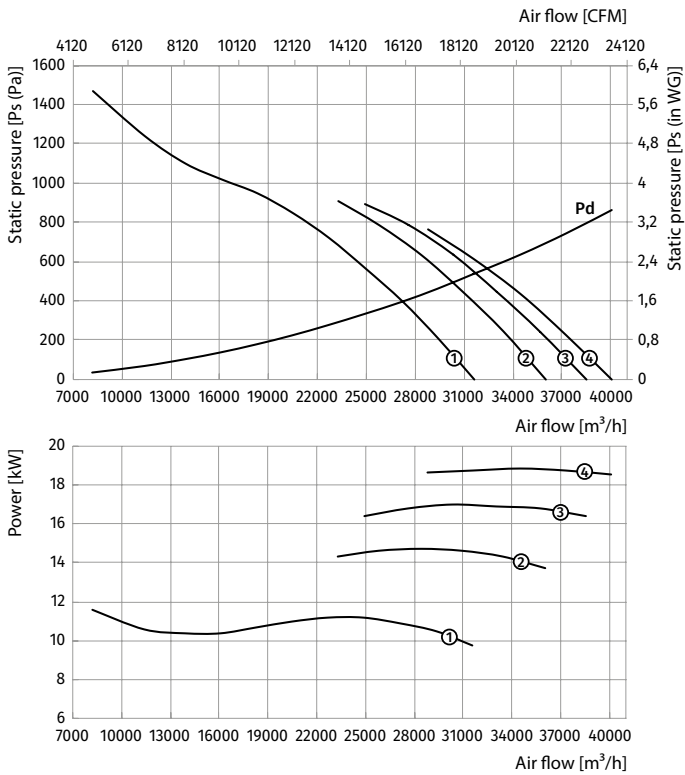
60 Hz

VDO-630...300/2

Size	Number of poles	Voltage [V/60 Hz]	Fans model	Installed motor power Ny [kW]	RPM [min ⁻¹]	Number of blades	Blade setting angle [°]	Weight [kg]	Lenght L [mm]	Curve number on graph
VDO-630-4/6D...300/2										
630	2/4	3~400	VDO-630-2/4D/12/3-7/38,5/AL	12/3	3456/1728	7	38,5	176,5	700	①
			VDO-630-2/4D/16/4-7/43,5/AL	16/4	3456/1728	7	43,5	192,5	700	②
			VDO-630-2/4D/16/4-7/46,5/AL	16/4	3456/1728	7	46,5	192,5	700	③
			VDO-630-2/4D/20/5,5-7/48,5/AL	20/5,5	3456/1728	7	48,5	221,5	750	④

Standard size: **630**
 Number of poles: **2**
 Fire resistance rating: **300/2**

Standard size: **630**
 Number of poles: **4**
 Fire resistance rating: **300/2**



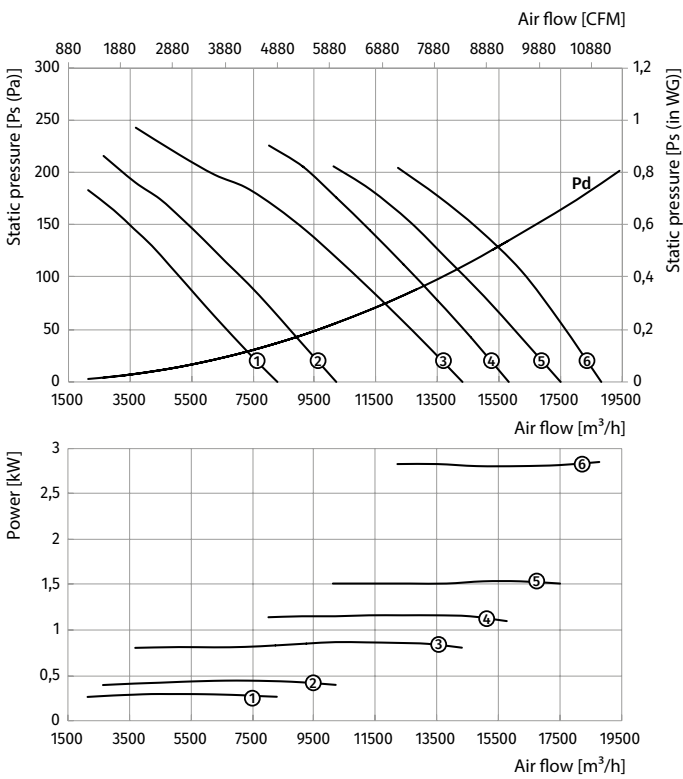
VDO-630...300/2

60 Hz

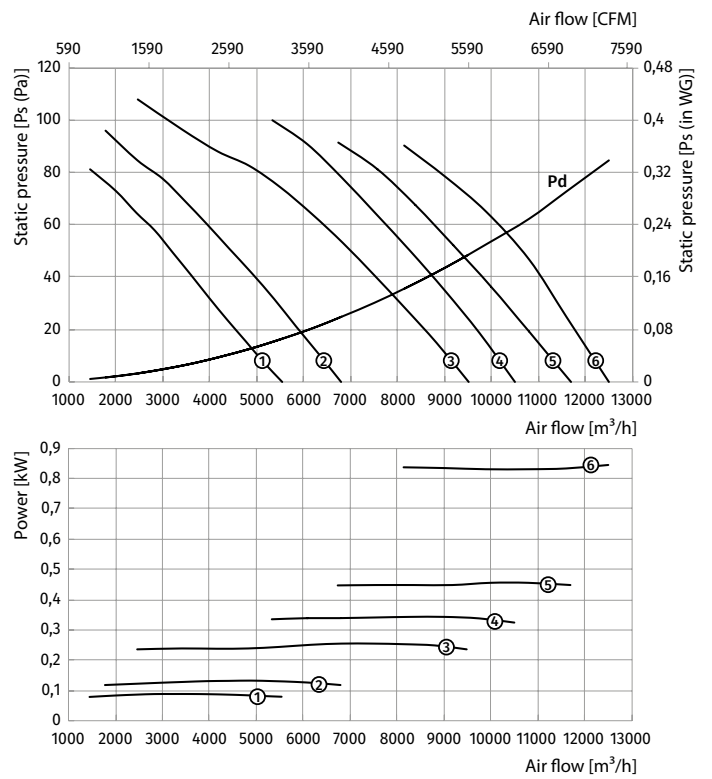
VDO-630...300/2

Size	Number of poles	Voltage [V/60 Hz]	Fans model	Installed motor power Ny [kW]	RPM [min ⁻¹]	Number of blades	Blade setting angle [°]	Weight [kg]	Lenght L [mm]	Curve number on graph
VDO-630-4/8D...300/2										
630	4/6	3~400	VDO-630-4/6D/0,55/0,2-4/25/AL	0,55/0,2	1728/1152	4	25	46	400	①
			VDO-630-4/6D/0,55/0,2-4/30/AL	0,55/0,2	1728/1152	4	30	46	400	②
			VDO-630-4/6D/1,1/0,3-4/40/AL	1,1/0,3	1728/1152	4	40	40	400	③
			VDO-630-4/6D/1,1/0,3-3/32,5/AL	1,1/0,3	1728/1152	3	32,5	41,5	400	④
			VDO-630-4/6D/1,5/0,37-3/37,5/AL	1,5/0,37	1728/1152	3	37,5	45,5	400	⑤
			VDO-630-4/6D/3/1-4/45/AL	3/1	1728/1152	4	45	67,5	500	⑥

Standard size: 630
 Number of poles: 4
 Fire resistance rating: 300/2



Standard size: 630
 Number of poles: 6
 Fire resistance rating: 300/2



60 Hz

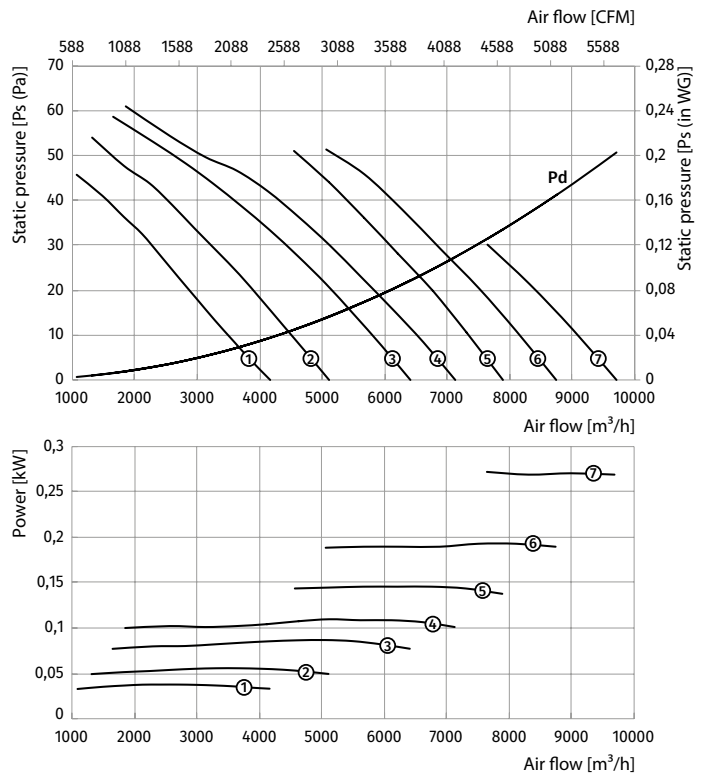
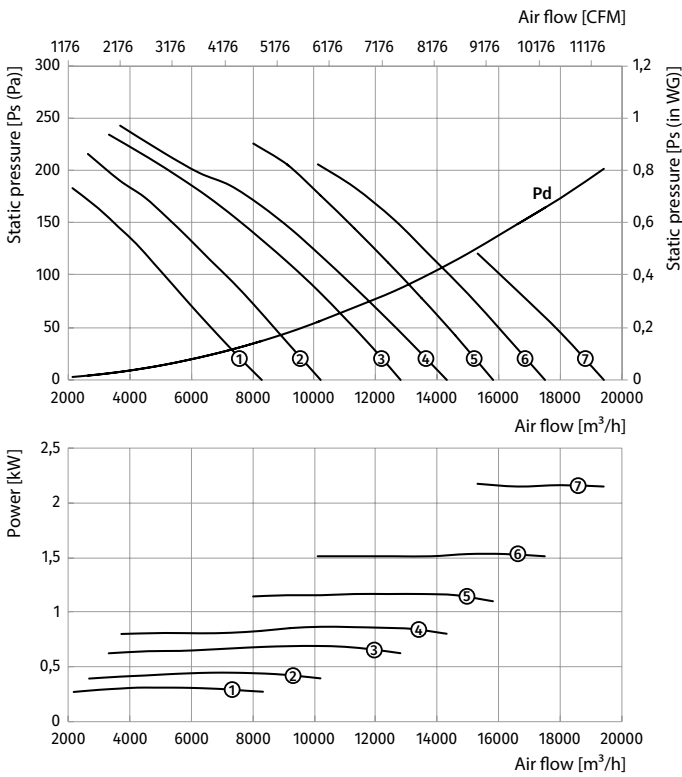
VDO-630...300/2

Size	Number of poles	Voltage [V/60 Hz]	Fans model	Installed motor power Ny [kW]	RPM [min ⁻¹]	Number of blades	Blade setting angle [°]	Weight [kg]	Lenght L [mm]	Curve number on graph
VDO-630-4/8D...300/2										
630	4/8	3~400	VDO-630-4/8D/0,6/0,15-4/25/AL	0,6/0,15	1728/864	4	25	46	400	①
			VDO-630-4/8D/0,6/0,15-4/30/AL	0,6/0,15	1728/864	4	30	46	400	②
			VDO-630-4/8D/0,8/0,2-4/35/AL	0,8/0,2	1728/864	4	35	46	400	③
			VDO-630-4/8D/1,2/0,3-4/40/AL	1,2/0,3	1728/864	4	40	44	400	④
			VDO-630-4/8D/1,2/0,3-3/32,5/AL	1,2/0,3	1728/864	3	32,5	45,5	400	⑤
			VDO-630-4/8D/1,6/0,4-3/37,5/AL	1,6/0,4	1728/864	3	37,5	48,5	400	⑥
			VDO-630-4/8D/2,2/0,55-3/45/AL	2,2/0,55	1728/864	3	45	60	500	⑦

VDO-630...300/2

Standard size: **630**
 Number of poles: **4**
 Fire resistance rating: **300/2**

Standard size: **630**
 Number of poles: **8**
 Fire resistance rating: **300/2**

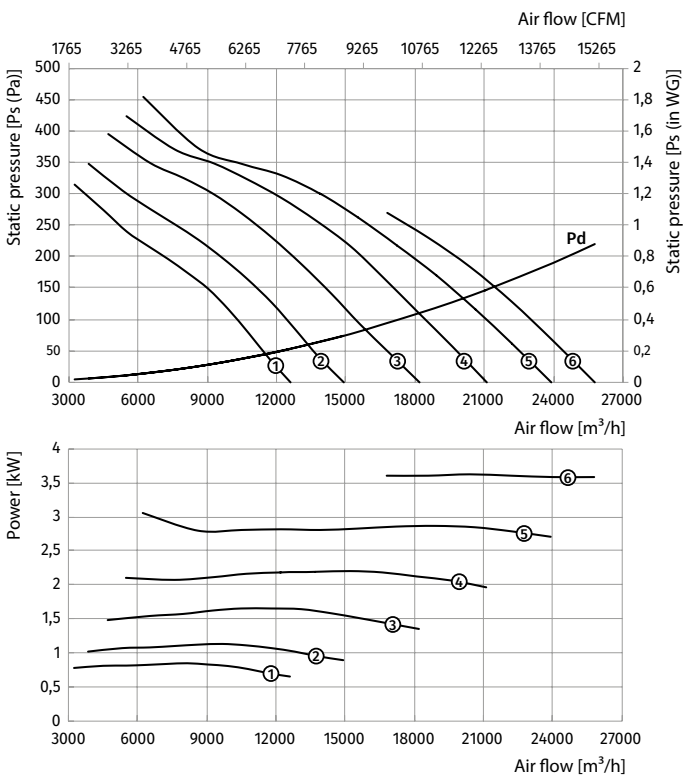


60 Hz

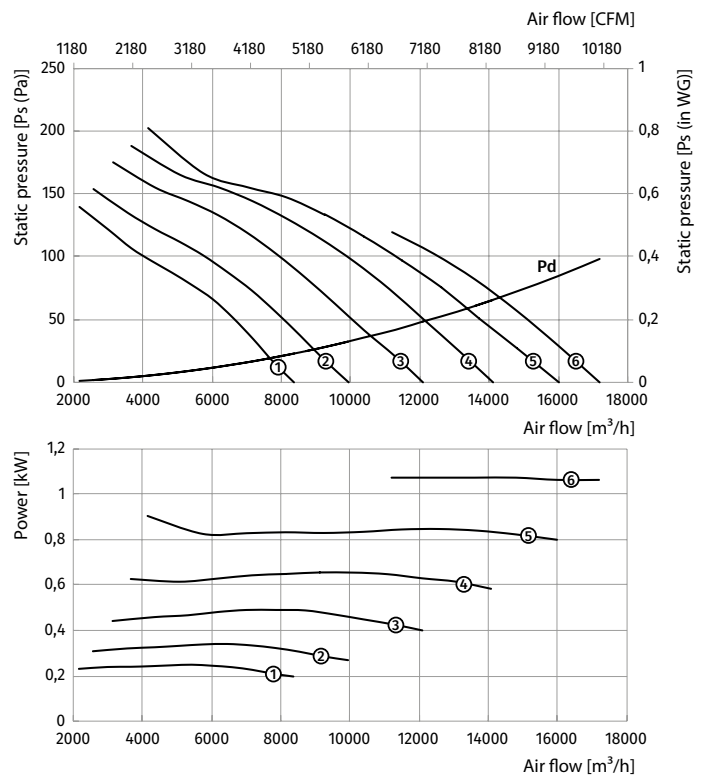
VDO-710...300/2

Size	Number of poles	Voltage [V/60 Hz]	Fans model	Installed motor power Ny [kW]	RPM [min ⁻¹]	Number of blades	Blade setting angle [°]	Weight [kg]	Lenght L [mm]	Curve number on graph
VDO-710-4D...300/2										
710	4	3~400	VDO-710-4D/0,75-4/16,5/AL	0,75	1728	4	16,5	51	400	①
			VDO-710-4D/1,1-4/20/AL	1,1	1728	4	20	51,5	400	②
			VDO-710-4D/1,5-4/25/AL	1,5	1728	4	25	57	400	③
			VDO-710-4D/2,2-4/30/AL	2,2	1728	4	30	60,5	400	④
			VDO-710-4D/3-4/35/AL	3	1728	4	35	78,5	500	⑤
			VDO-710-4D/3,7-4/40/AL	3,7	1728	4	40	78,5	500	⑥
VDO-710-6D...300/2										
710	6	3~400	VDO-710-6D/0,25-4/16,5/AL	0,25	1152	4	16,5	46,5	400	①
			VDO-710-6D/0,37-4/20/AL	0,37	1152	4	20	49	400	②
			VDO-710-6D/0,55-4/25/AL	0,55	1152	4	25	53	400	③
			VDO-710-6D/0,55-4/30/AL	0,55	1152	4	30	53	400	④
			VDO-710-6D/0,75-4/35/AL	0,75	1152	4	35	56	400	⑤
			VDO-710-6D/1,1-4/40/AL	1,1	1152	4	40	57,5	400	⑥

Standard size: 710
 Number of poles: 4
 Fire resistance rating: 300/2



Standard size: 710
 Number of poles: 6
 Fire resistance rating: 300/2



60 Hz

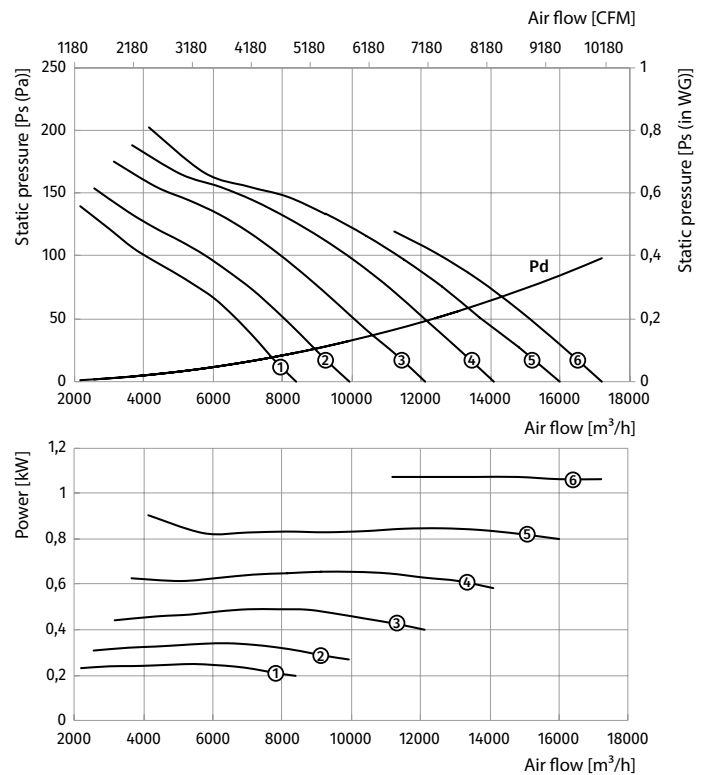
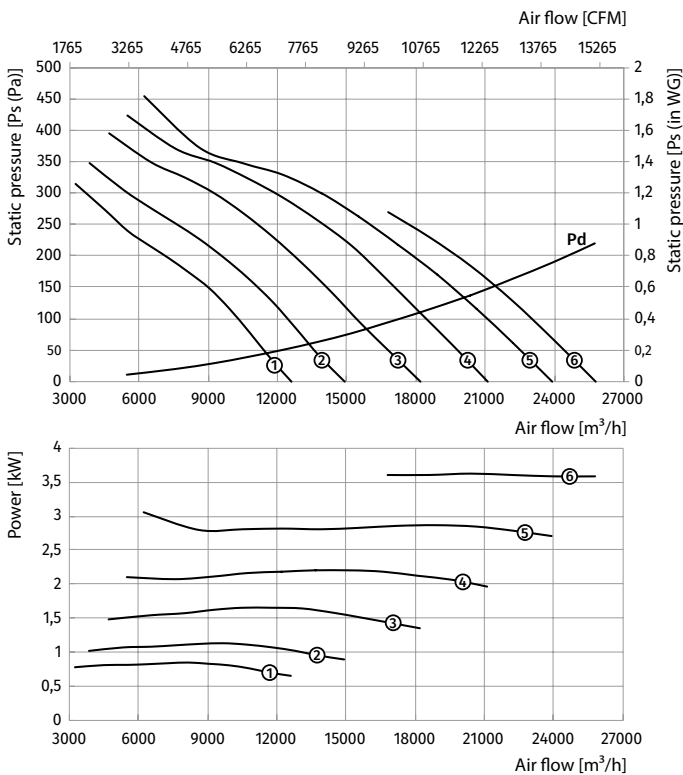
VDO-710...300/2

Size	Number of poles	Voltage [V/60 Hz]	Fans model	Installed motor power Ny [kW]	RPM [min ⁻¹]	Number of blades	Blade setting angle [°]	Weight [kg]	Lenght L [mm]	Curve number on graph
VDO-710-4/6D...300/2										
710	4/6	3~400	VDO-710-4/6D/1,1/0,3-4/16,5/AL	1,1/0,3	1728/1152	4	16,5	55,5	400	①
			VDO-710-4/6D/1,1/0,3-4/20/AL	1,1/0,3	1728/1152	4	20	55,5	400	②
			VDO-710-4/6D/1,5/0,37-4/25/AL	1,5/0,37	1728/1152	4	25	59,5	400	③
			VDO-710-4/6D/3/1-4/30/AL	3/1	1728/1152	4	30	82,5	500	④
			VDO-710-4/6D/3/1-4/35/AL	3/1	1728/1152	4	35	82,5	500	⑤
			VDO-710-4/6D/4,5/1,5-4/40/AL	4,5/1,5	1728/1152	4	40	118	550	⑥

VDO-710...300/2

Standard size: 710
 Number of poles: 4
 Fire resistance rating: 300/2

Standard size: 710
 Number of poles: 6
 Fire resistance rating: 300/2

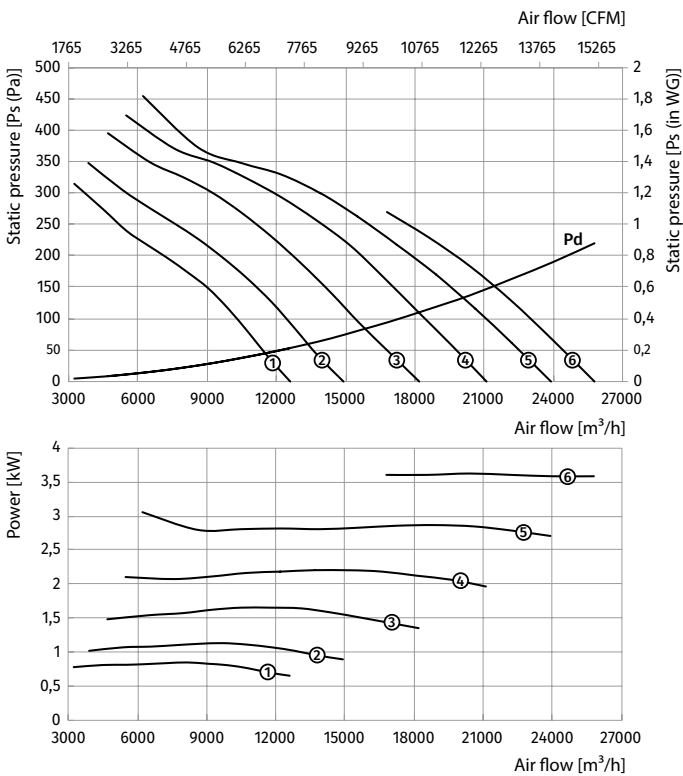


60 Hz

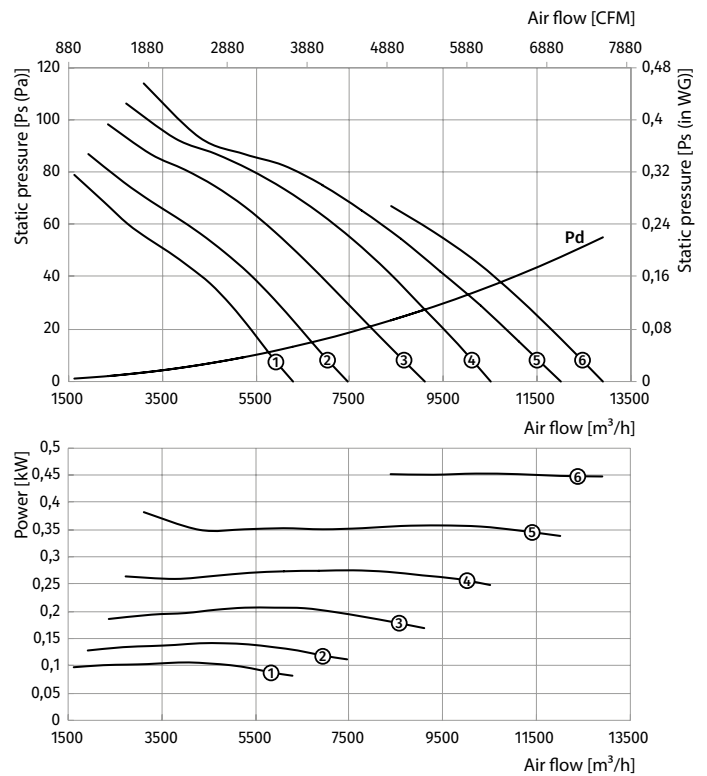
VDO-710...300/2

Size	Number of poles	Voltage [V/60 Hz]	Fans model	Installed motor power Ny [kW]	RPM [min ⁻¹]	Number of blades	Blade setting angle [°]	Weight [kg]	Lenght L [mm]	Curve number on graph
VDO-710-4/6D...300/2										
710	4/8	3~400	VDO-710-4/8D/0,8/0,2-4/16,5/AL	0,8/0,2	1728/864	4	16,5	52,5	400	①
			VDO-710-4/8D/1,2/0,3-4/20/AL	1,2/0,3	1728/864	4	20	59,5	400	②
			VDO-710-4/8D/1,6/0,4-4/25/AL	1,6/0,4	1728/864	4	25	62,5	400	③
			VDO-710-4/8D/2,2/0,55-4/30/AL	2,2/0,55	1728/864	4	30	76,5	500	④
			VDO-710-4/8D/2,8/0,7-4/35/AL	2,8/0,7	1728/864	4	35	79,5	500	⑤
			VDO-710-4/8D/3,8/1-4/40/AL	3,8/1	1728/864	4	40	88,5	500	⑥

Standard size: 710
 Number of poles: 4
 Fire resistance rating: 300/2



Standard size: 710
 Number of poles: 8
 Fire resistance rating: 300/2



60 Hz

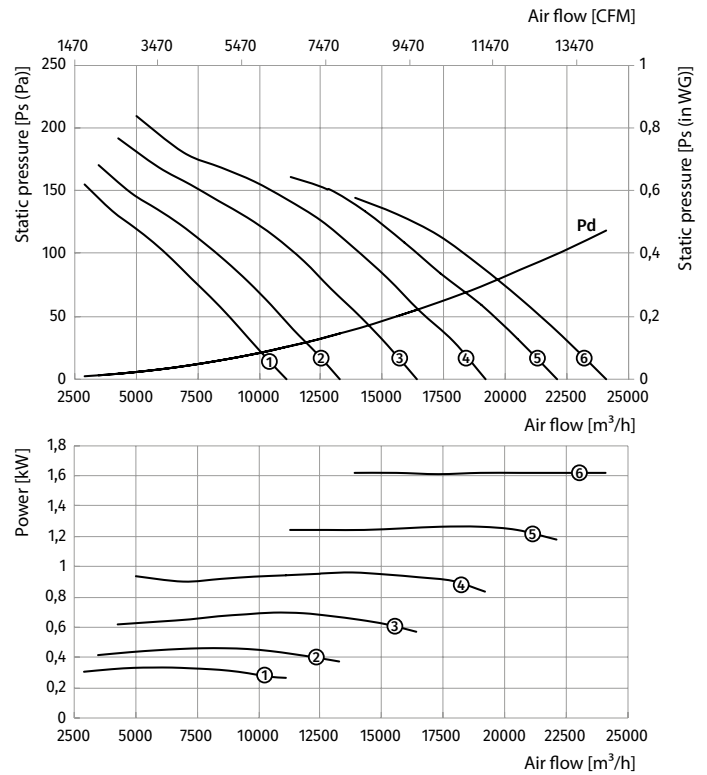
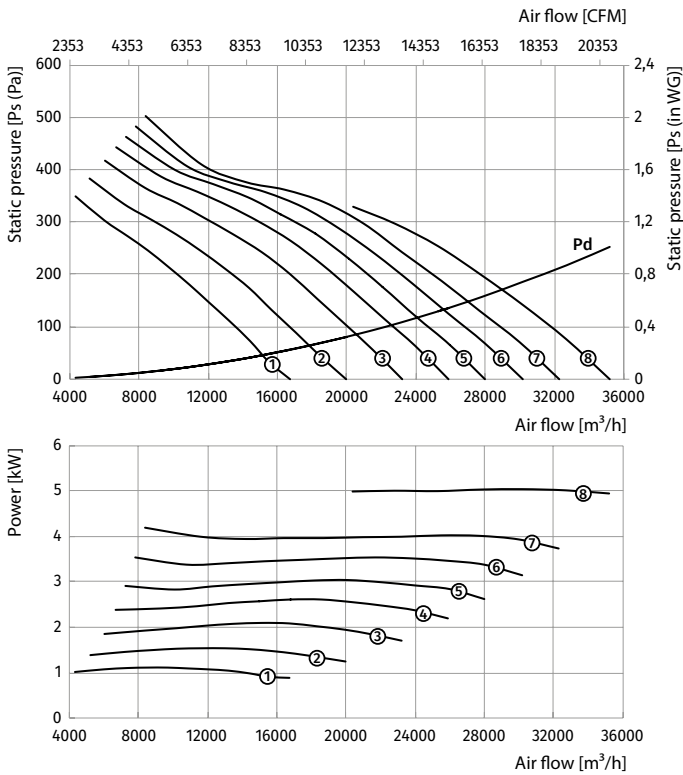
VDO-800...300/2

Size	Number of poles	Voltage [V/60 Hz]	Fans model	Installed motor power Ny [kW]	RPM [min ⁻¹]	Number of blades	Blade setting angle [°]	Weight [kg]	Lenght L [mm]	Curve number on graph
VDO-800-4D...300/2										
800	4	3~400	VDO-800-4D/1,1-4/16,5/AL	1,1	1728	4	16,5	55,5	400	①
			VDO-800-4D/1,5-4/20/AL	1,5	1728	4	20	61	400	②
			VDO-800-4D/2,2-4/23,5/AL	2,2	1728	4	23,5	64,5	400	③
			VDO-800-4D/3-4/26,5/AL	3	1728	4	26,5	83	500	④
			VDO-800-4D/3-4/29/AL	3	1728	4	29	83	500	⑤
			VDO-800-4D/3,7-4/31,5/AL	3,7	1728	4	31,5	83	500	⑥
			VDO-800-4D/4,5-4/34/AL	4,5	1728	4	34	75,5	500	⑦
			VDO-800-4D/5,5-4/38,5/AL	5,5	1728	4	38,5	95	500	⑧
VDO-800-6D...300/2										
800	6	3~400	VDO-800-6D/0,37-4/16,5/AL	0,37	1152	4	16,5	53	400	①
			VDO-800-6D/0,55-4/20/AL	0,55	1152	4	20	57	400	②
			VDO-800-6D/0,75-4/25/AL	0,75	1152	4	25	60	400	③
			VDO-800-6D/1,1-4/30/AL	1,1	1152	4	30	61,5	400	④
			VDO-800-6D/1,1-4/35/AL	1,1	1152	4	35	61,5	400	⑤
			VDO-800-6D/1,5-4/40/AL	1,5	1152	4	40	87	500	⑥

VDO-800...300/2

Standard size: 800
 Number of poles: 4
 Fire resistance rating: 300/2

Standard size: 800
 Number of poles: 6
 Fire resistance rating: 300/2

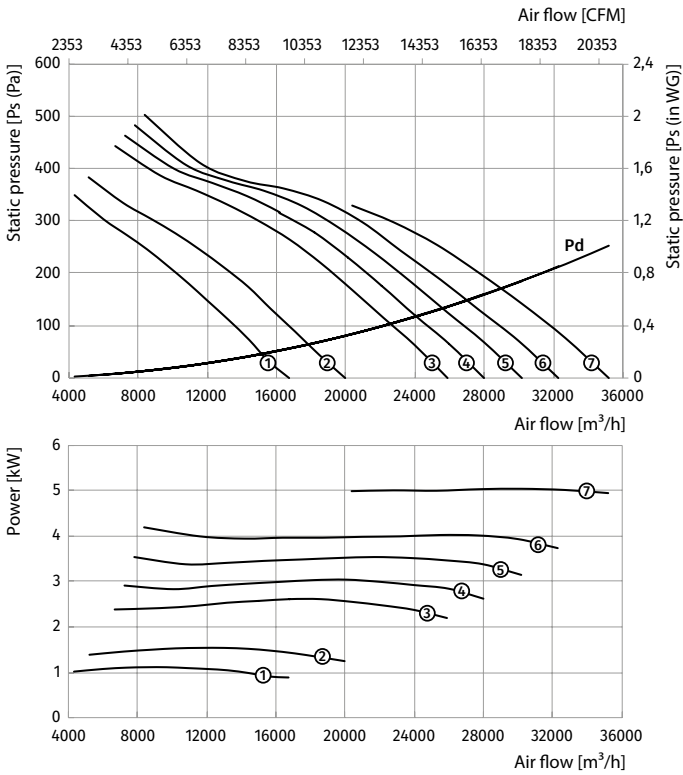


60 Hz

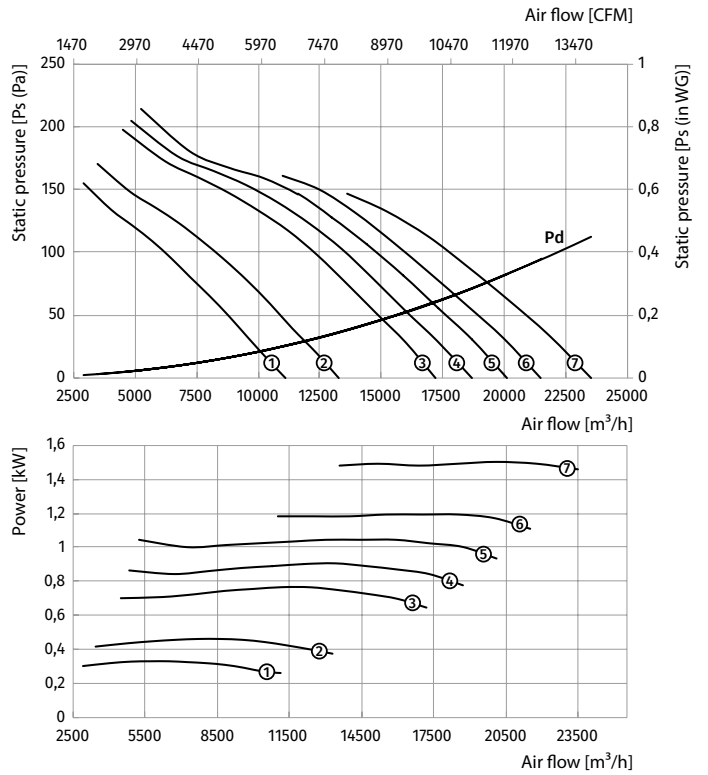
VDO-800...300/2

Size	Number of poles	Voltage [V/60 Hz]	Fans model	Installed motor power Ny [kW]	RPM [min ⁻¹]	Number of blades	Blade setting angle [°]	Weight [kg]	Lenght L [mm]	Curve number on graph
VDO-800-4/6D...300/2										
800	4/6	3~400	VDO-800-4/6D/1,1/0,3-4/16,5/AL	1,1/0,3	1728/1152	4	16,5	59,5	400	①
			VDO-800-4/6D/1,5/0,37-4/20/AL	1,5/0,37	1728/1152	4	20	63,5	400	②
			VDO-800-4/6D/3/1-4/26,5/AL	3/1	1728/1152	4	26,5	89	500	③
			VDO-800-4/6D/3/1-4/29/AL	3/1	1728/1152	4	29	89	500	④
			VDO-800-4/6D/4,5/1,5-4/31,5/AL	4,5/1,5	1728/1152	4	31,5	125,5	550	⑤
			VDO-800-4/6D/6/2,2-4/34/AL	6/2,2	1728/1152	4	34	137,5	550	⑥
			VDO-800-4/6D/6/2,2-4/38,5/AL	6/2,2	1728/1152	4	38,5	137,5	550	⑦

Standard size: **800**
 Number of poles: **4**
 Fire resistance rating: **300/2**



Standard size: **800**
 Number of poles: **6**
 Fire resistance rating: **300/2**



60 Hz

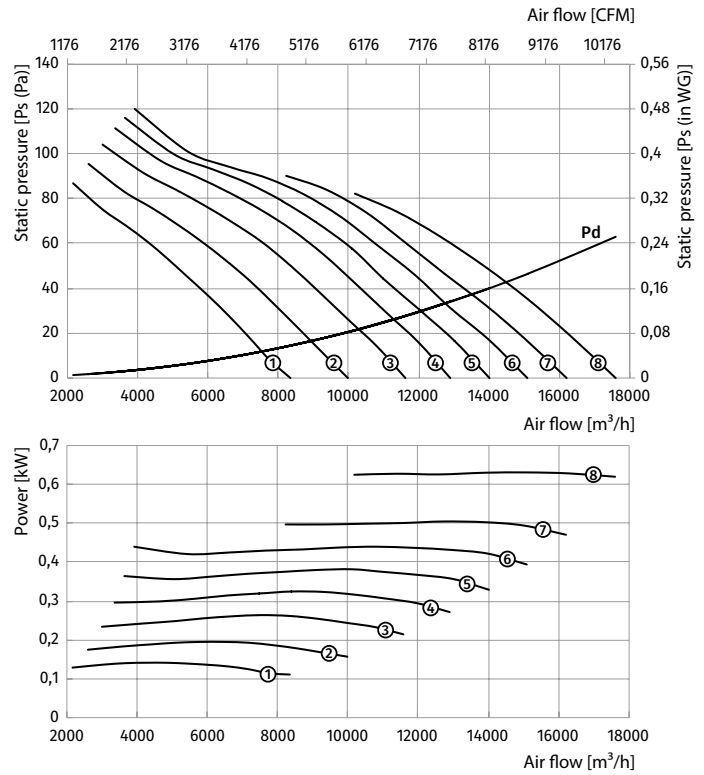
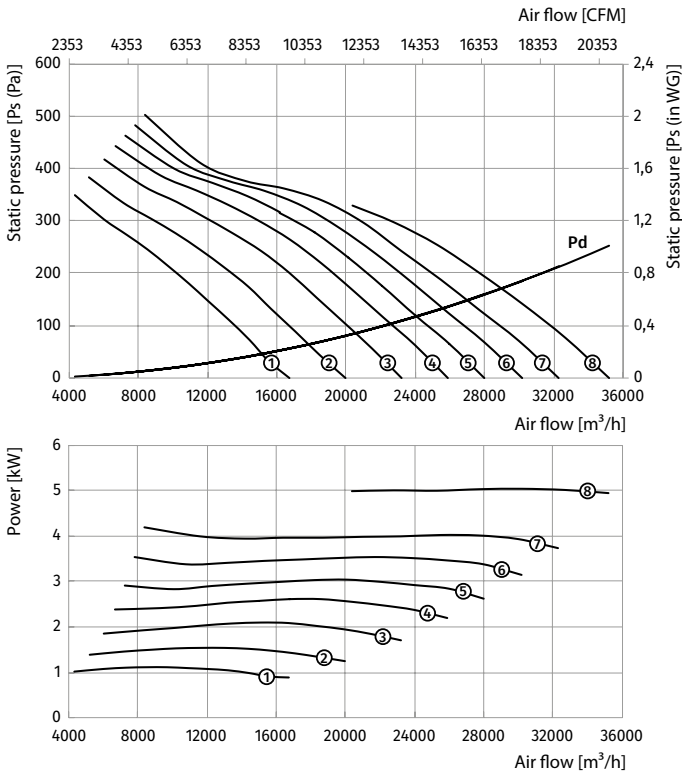
VDO-800...300/2

Size	Number of poles	Voltage [V/60 Hz]	Fans model	Installed motor power Ny [kW]	RPM [min ⁻¹]	Number of blades	Blade setting angle [°]	Weight [kg]	Lenght L [mm]	Curve number on graph
VDO-800-4/6D...300/2										
800	4/8	3~400	VDO-800-4/8D/1,2/0,3-4/16,5/AL	1,2/0,3	1728/864	4	16,5	63,5	400	①
			VDO-800-4/8D/1,6/0,4-4/20/AL	1,6/0,4	1728/864	4	20	66,5	400	②
			VDO-800-4/8D/2,2/0,55-4/23,5/AL	2,2/0,55	1728/864	4	23,5	81	500	③
			VDO-800-4/8D/2,8/0,7-4/26,5/AL	2,8/0,7	1728/864	4	26,5	84	500	④
			VDO-800-4/8D/2,8/0,7-4/29/AL	2,8/0,7	1728/864	4	29	84	500	⑤
			VDO-800-4/8D/3,8/1-4/31,5/AL	3,8/1	1728/864	4	31,5	95	500	⑥
			VDO-800-4/8D/5/1,3-4/34/AL	5/1,3	1728/864	4	34	125,5	550	⑦
			VDO-800-4/8D/5/1,3-4/38,5/AL	5/1,3	1728/864	4	38,5	125,5	550	⑧

VDO-800...300/2

Standard size: **800**
 Number of poles: **4**
 Fire resistance rating: **300/2**

Standard size: **800**
 Number of poles: **8**
 Fire resistance rating: **300/2**

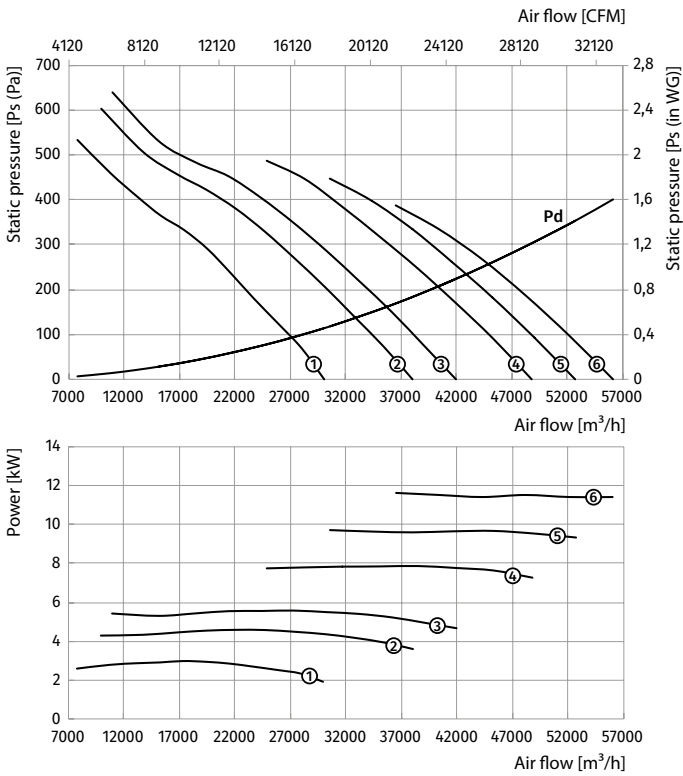


60 Hz

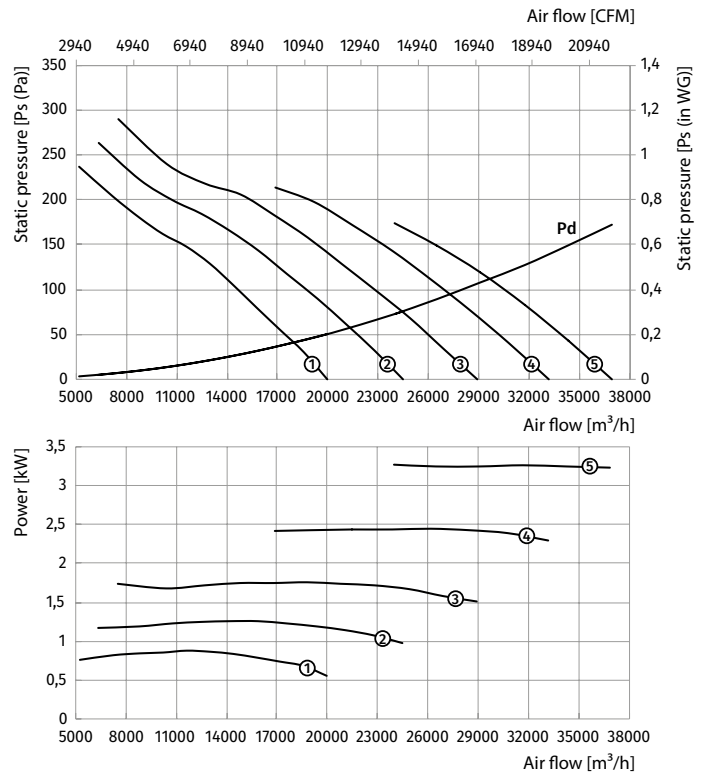
VDO-900...300/2

Size	Number of poles	Voltage [V/60 Hz]	Fans model	Installed motor power Ny [kW]	RPM [min ⁻¹]	Number of blades	Blade setting angle [°]	Weight [kg]	Lenght L [mm]	Curve number on graph
VDO-900-4D...300/2										
900	4	3~400	VDO-900-4D/3-3/20/AL	3	1728	3	20	97	550	①
			VDO-900-4D/4,5-3/26/AL	4,5	1728	3	26	89,5	550	②
			VDO-900-4D/5,5-3/29/AL	5,5	1728	3	29	109,5	550	③
			VDO-900-4D/7,5-3/35/AL	7,5	1728	3	35	156	600	④
			VDO-900-4D/9,2-3/39/AL	9,2	1728	3	39	158	600	⑤
			VDO-900-4D/11-3/43/AL	11	1728	3	43	161	600	⑥
VDO-900-6D...300/2										
900	6	3~400	VDO-900-6D/0,75-3/20/AL	0,75	1152	3	20	73	450	①
			VDO-900-6D/1,1-3/25/AL	1,1	1152	3	25	74,5	450	②
			VDO-900-6D/1,5-3/30/AL	1,5	1152	3	30	101,5	550	③
			VDO-900-6D/2,2-3/36/AL	2,2	1152	3	36	93	550	④
			VDO-900-6D/3-3/42/AL	3	1152	3	42	105,5	550	⑤

Standard size: 900
 Number of poles: 4
 Fire resistance rating: 300/2



Standard size: 900
 Number of poles: 6
 Fire resistance rating: 300/2



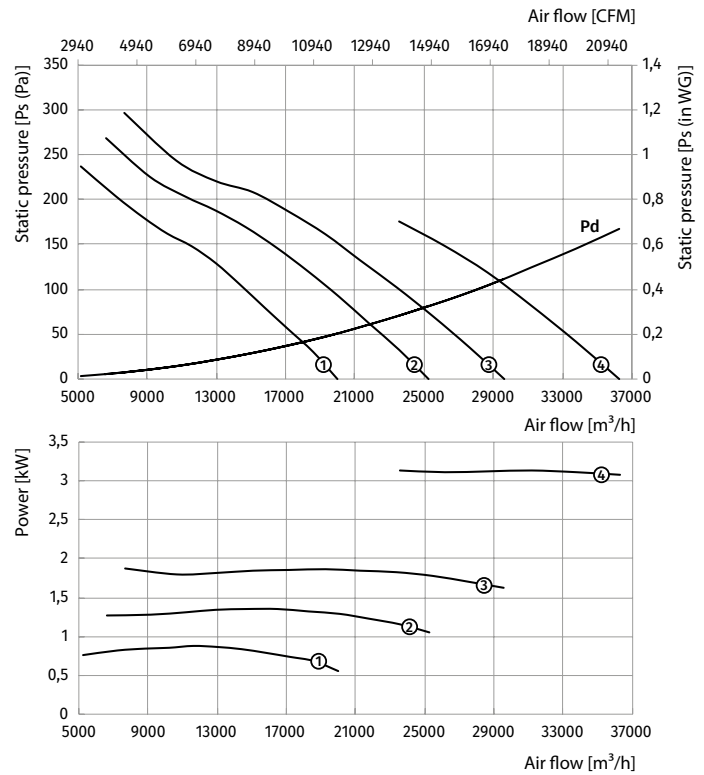
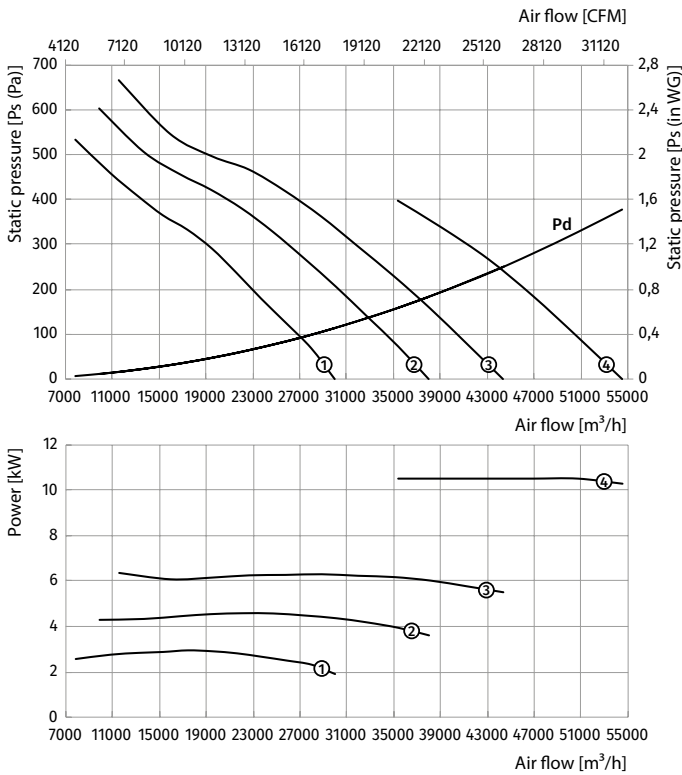
60 Hz

VDO-900...300/2

Size	Number of poles	Voltage [V/60 Hz]	Fans model	Installed motor power Ny [kW]	RPM [min ⁻¹]	Number of blades	Blade setting angle [°]	Weight [kg]	Lenght L [mm]	Curve number on graph
VDO-900-4/6D...300/2										
900	4/6	3~400	VDO-900-4/6D/3/1-3/20/AL	3/1	1728/1152	3	20	103,5	550	①
			VDO-900-4/6D/4,5/1,5-3/26/AL	4,5/1,5	1728/1152	3	26	156	600	②
			VDO-900-4/6D/6/2,2-3/31/AL	6/2,2	1728/1152	3	31	168	600	③
			VDO-900-4/6D/10/3,3-3/41/AL	10/3,3	1728/1152	3	41	230	750	④

Standard size: **900**
 Number of poles: **4**
 Fire resistance rating: **300/2**

Standard size: **900**
 Number of poles: **6**
 Fire resistance rating: **300/2**



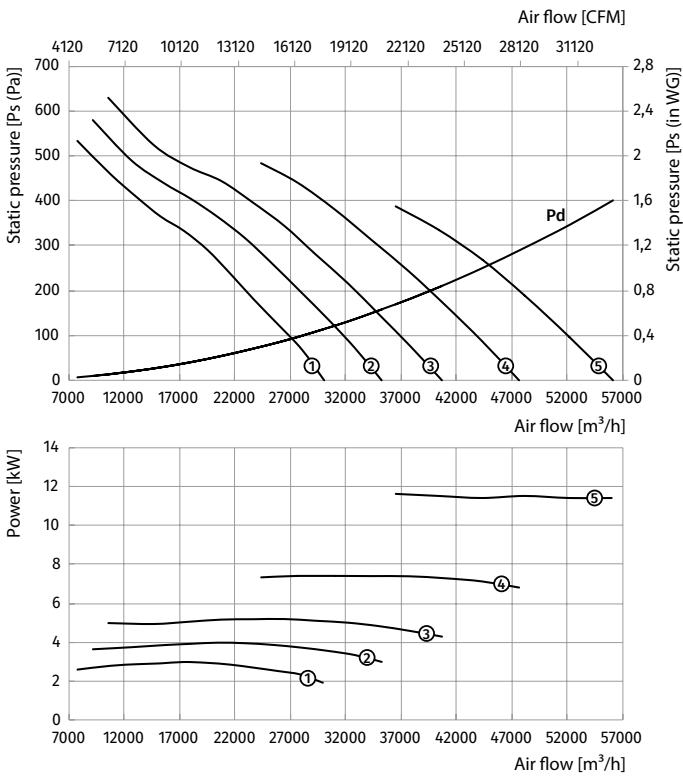
VDO-900...300/2

60 Hz

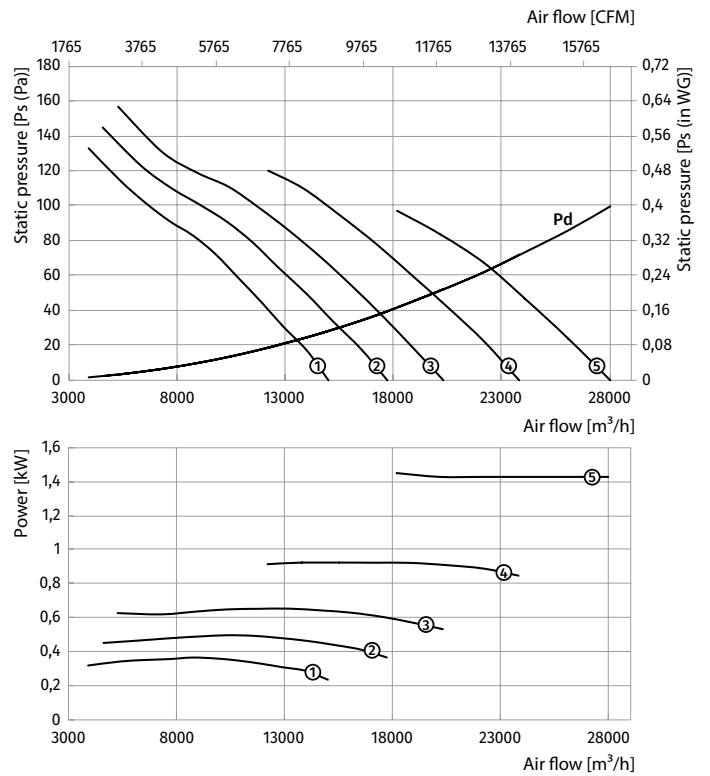
VDO-900...300/2

Size	Number of poles	Voltage [V/60 Hz]	Fans model	Installed motor power Ny [kW]	RPM [min ⁻¹]	Number of blades	Blade setting angle [°]	Weight [kg]	Lenght L [mm]	Curve number on graph
VDO-900-4/8D...300/2										
900	4/8	3~400	VDO-900-4/8D/2,8/0,7-3/20/AL	2,8/0,7	1728/864	3	20	98	550	①
			VDO-900-4/8D/3,8/1-3/24/AL	3,8/1	1728/864	3	24	109,5	550	②
			VDO-900-4/8D/5,1/3-3/28/AL	5,1/3	1728/864	3	28	156	600	③
			VDO-900-4/8D/7,2/1,8-3/34/AL	7,2/1,8	1728/864	3	34	168	600	④
			VDO-900-4/8D/11/3-3/43/AL	11/3	1728/864	3	43	229	750	⑤

Standard size: 900
 Number of poles: 4
 Fire resistance rating: 300/2



Standard size: 900
 Number of poles: 8
 Fire resistance rating: 300/2



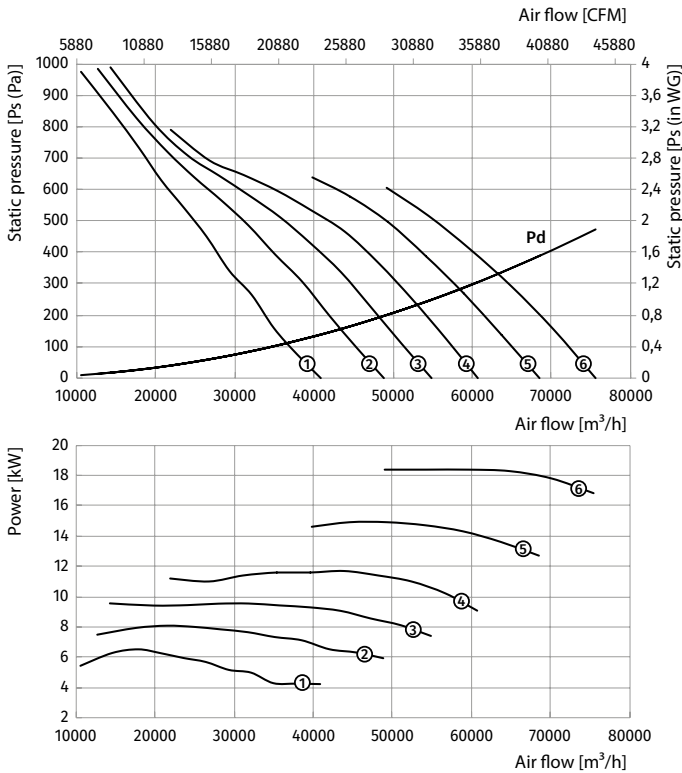
60 Hz

VDO-1000...300/2

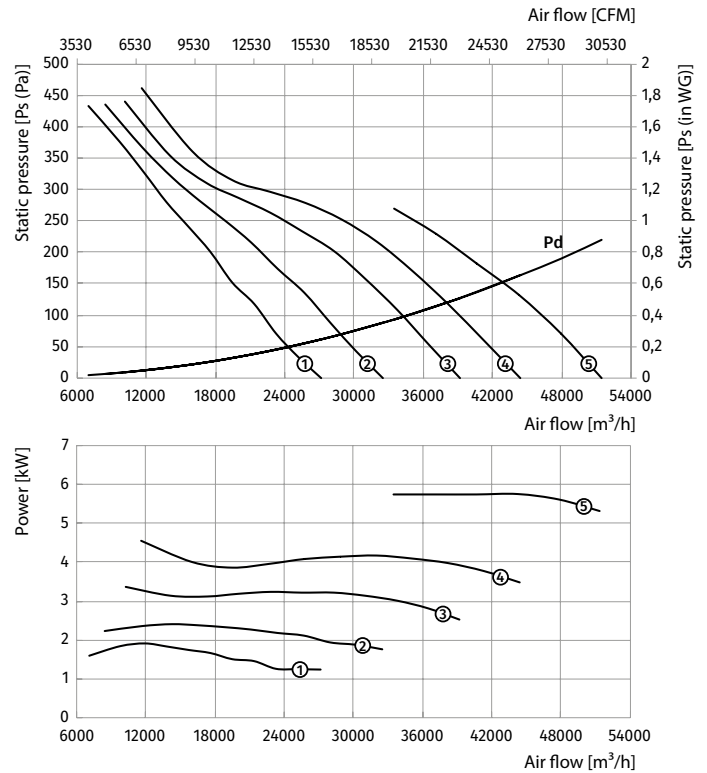
Size	Number of poles	Voltage [V/60 Hz]	Fans model	Installed motor power Ny [kW]	RPM [min ⁻¹]	Number of blades	Blade setting angle [°]	Weight [kg]	Lenght L [mm]	Curve number on graph
VDO-1000-4D...300/2										
1000	4	3~400	VDO-1000-4D/5,5-5/20/AL	5,5	1728	5	20	118	550	①
			VDO-1000-4D/7,5-5/24/AL	7,5	1728	5	24	167	600	②
			VDO-1000-4D/9,2-5/27/AL	9,2	1728	5	27	169	600	③
			VDO-1000-4D/11-5/30/AL	11	1728	5	30	172	600	④
			VDO-1000-4D/15-5/34/AL	15	1728	5	34	228	750	⑤
			VDO-1000-4D/18,5-5/38/AL	18,5	1728	5	38	245	750	⑥
VDO-1000-6D...300/2										
1000	6	3~400	VDO-1000-6D/1,5-5/20/AL	1,5	1152	5	20	110	550	①
			VDO-1000-6D/2,2-5/24/AL	2,2	1152	5	24	101,5	550	②
			VDO-1000-6D/3-5/29/AL	3	1152	5	29	114	550	③
			VDO-1000-6D/4,5-5/33/AL	4,5	1152	5	33	158	600	④
			VDO-1000-6D/5,5-5/39/AL	5,5	1152	5	39	163	600	⑤

VDO-1000...300/2

Standard size: 1000
 Number of poles: 4
 Fire resistance rating: 300/2



Standard size: 1000
 Number of poles: 6
 Fire resistance rating: 300/2

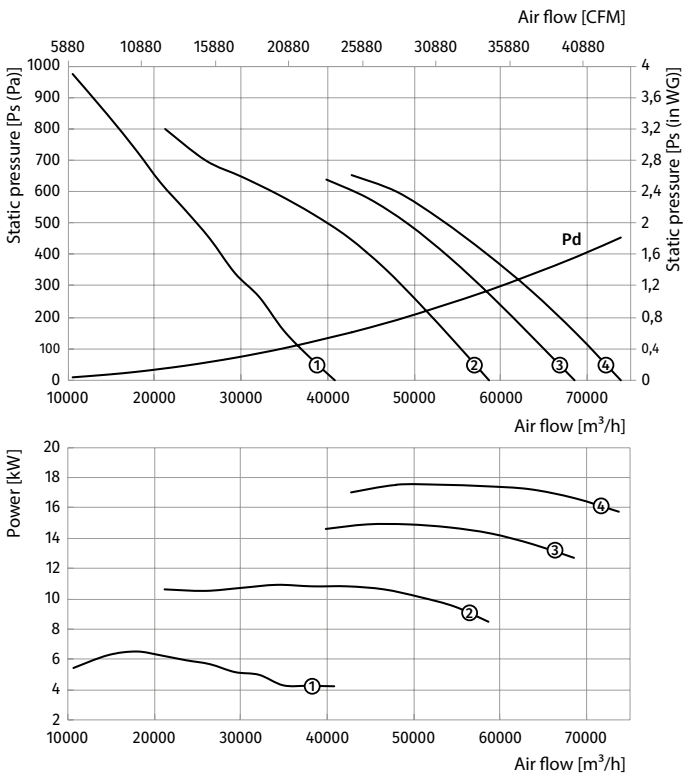


60 Hz

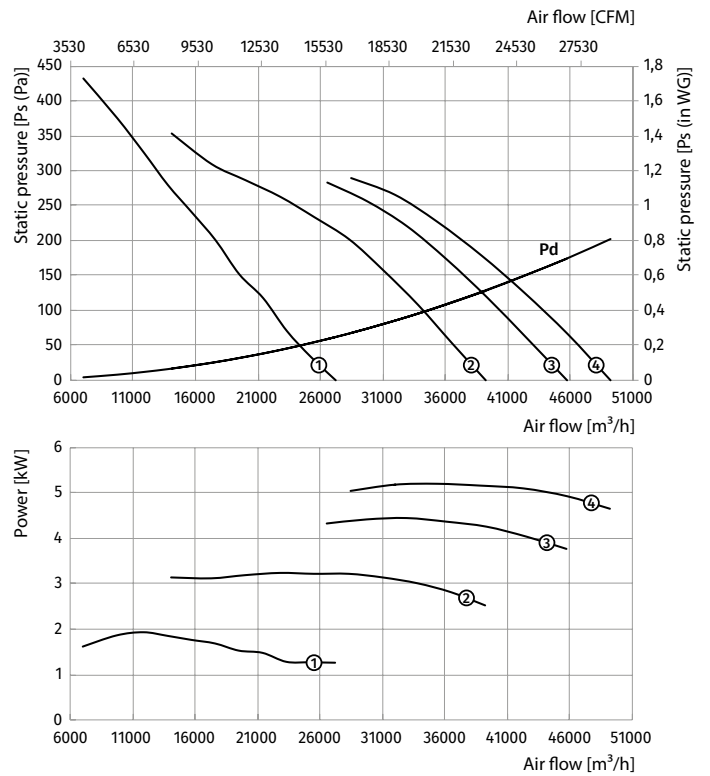
VDO-1000...300/2

Size	Number of poles	Voltage [V/60 Hz]	Fans model	Installed motor power Ny [kW]	RPM [min ⁻¹]	Number of blades	Blade setting angle [°]	Weight [kg]	Lenght L [mm]	Curve number on graph
VDO-1000-4/6D...300/2										
1000	4/6	3~400	VDO-1000-4/6D/6/2,2-5/20/AL	6/2,2	1728/1152	5	20	179	600	①
			VDO-1000-4/6D/10/3,3-5/29/AL	10/3,3	1728/1152	5	29	243	750	②
			VDO-1000-4/6D/14/4,5-5/34/AL	14/4,5	1728/1152	5	34	258	750	③
			VDO-1000-4/6D/16/6,5-5/37/AL	16/6,5	1728/1152	5	37	326,5	800	④

Standard size: 1000
 Number of poles: 4
 Fire resistance rating: 300/2



Standard size: 1000
 Number of poles: 6
 Fire resistance rating: 300/2



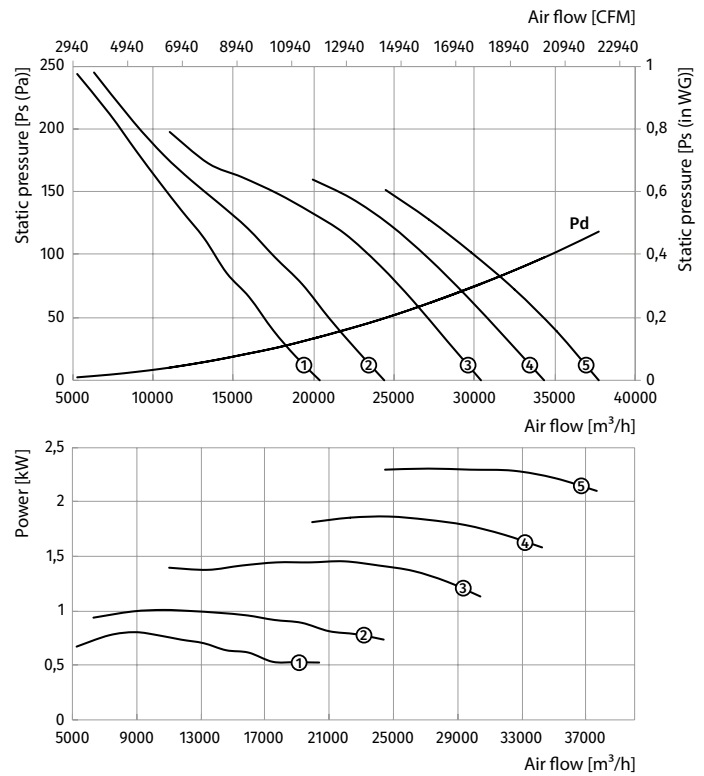
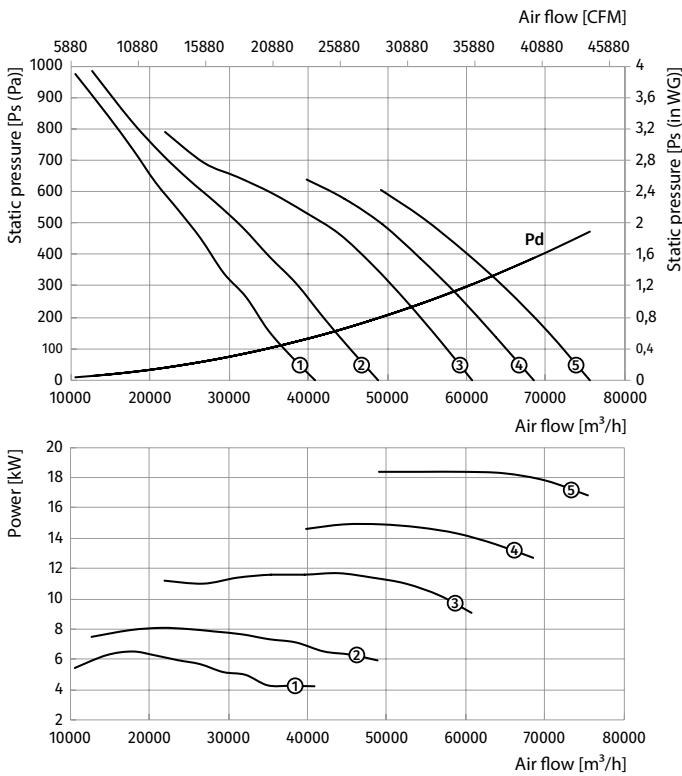
60 Hz

VDO-1000...300/2

Size	Number of poles	Voltage [V/60 Hz]	Fans model	Installed motor power Ny [kW]	RPM [min ⁻¹]	Number of blades	Blade setting angle [°]	Weight [kg]	Lenght L [mm]	Curve number on graph
VDO-1000-4/8D...300/2										
1000	4/8	3~400	VDO-1000-4/8D/5/1,3-5/20/AL	5/1,3	1728/864	5	20	167	600	①
			VDO-1000-4/8D/7,2/1,8-5/24/AL	7,2/1,8	1728/864	5	24	179	600	②
			VDO-1000-4/8D/11/3-5/30/AL	11/3	1728/864	5	30	242	750	③
			VDO-1000-4/8D/14/3,5-5/34/AL	14/3,5	1728/864	5	34	258	750	④
			VDO-1000-4/8D/17/4,3-5/38/AL	17/4,3	1728/864	5	38	293,5	800	⑤

Standard size: 1000
 Number of poles: 4
 Fire resistance rating: 300/2

Standard size: 1000
 Number of poles: 8
 Fire resistance rating: 300/2



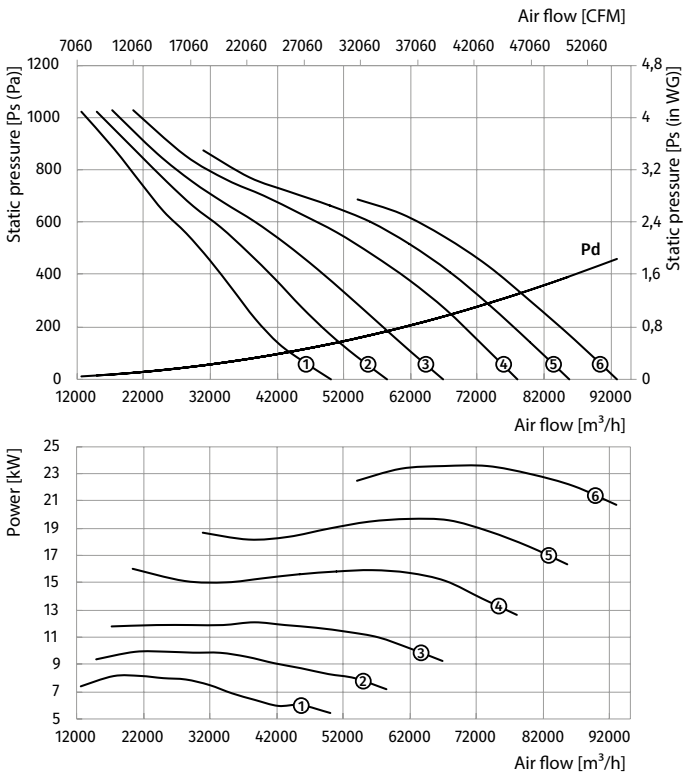
VDO-1000...300/2

60 Hz

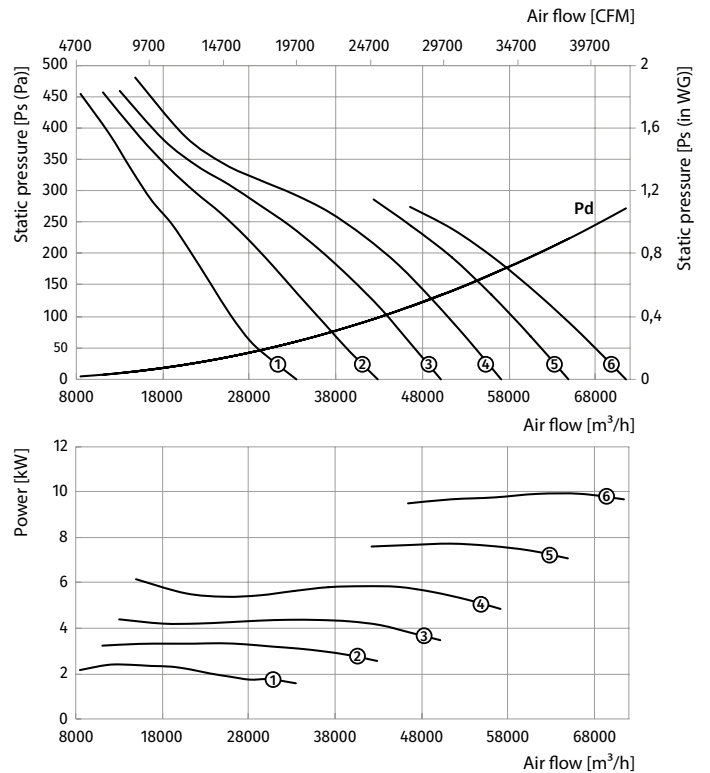
VDO-1120...300/2

Size	Number of poles	Voltage [V/60 Hz]	Fans model	Installed motor power Ny [kW]	RPM [min ⁻¹]	Number of blades	Blade setting angle [°]	Weight [kg]	Lenght L [mm]	Curve number on graph
VDO-1120-4D...300/2										
1120	4	3~400	VDO-1120-4D/7,5-5/20/AL	7,5	1728	5	20	185	600	①
			VDO-1120-4D/9,2-5/23/AL	9,2	1728	5	23	187	600	②
			VDO-1120-4D/11-5/26/AL	11	1728	5	26	190	600	③
			VDO-1120-4D/15-5/30/AL	15	1728	5	30	280	750	④
			VDO-1120-4D/18,5-5/33/AL	18,5	1728	5	33	297	750	⑤
			VDO-1120-4D/22-5/36/AL	22	1728	5	36	337	800	⑥
VDO-1120-6D...300/2										
1120	6	3~400	VDO-1120-6D/2,2-5/20/AL	2,2	1152	5	20	134	550	①
			VDO-1120-6D/3-5/25/AL	3	1152	5	25	147	550	②
			VDO-1120-6D/4,5-5/29/AL	4,5	1152	5	29	176	600	③
			VDO-1120-6D/5,5-5/33/AL	5,5	1152	5	33	181	600	④
			VDO-1120-6D/7,5-5/38/AL	7,5	1152	5	38	192	600	⑤
			VDO-1120-6D/9,2-5/43/AL	9,2	1152	5	43	284	750	⑥

Standard size: 1120
 Number of poles: 4
 Fire resistance rating: 300/2



Standard size: 1120
 Number of poles: 6
 Fire resistance rating: 300/2



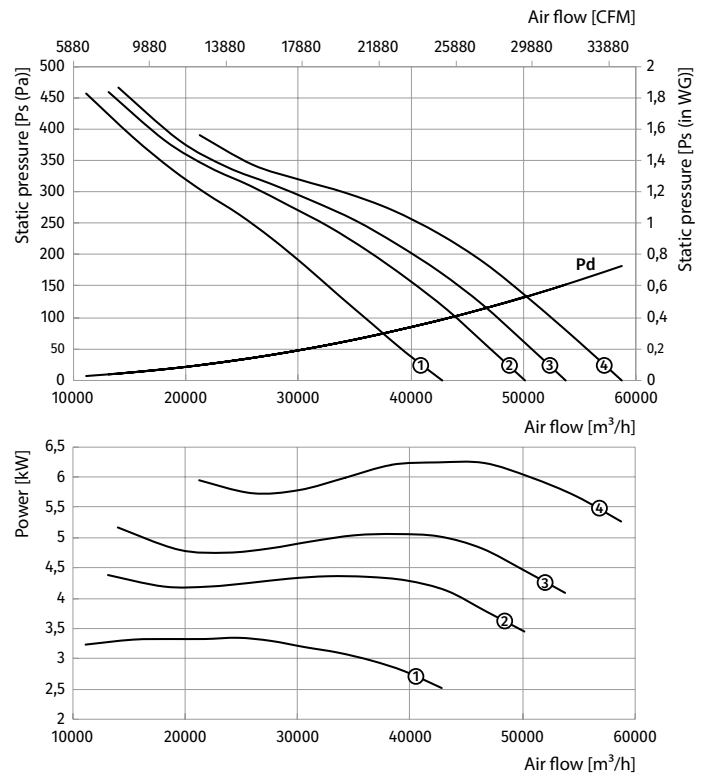
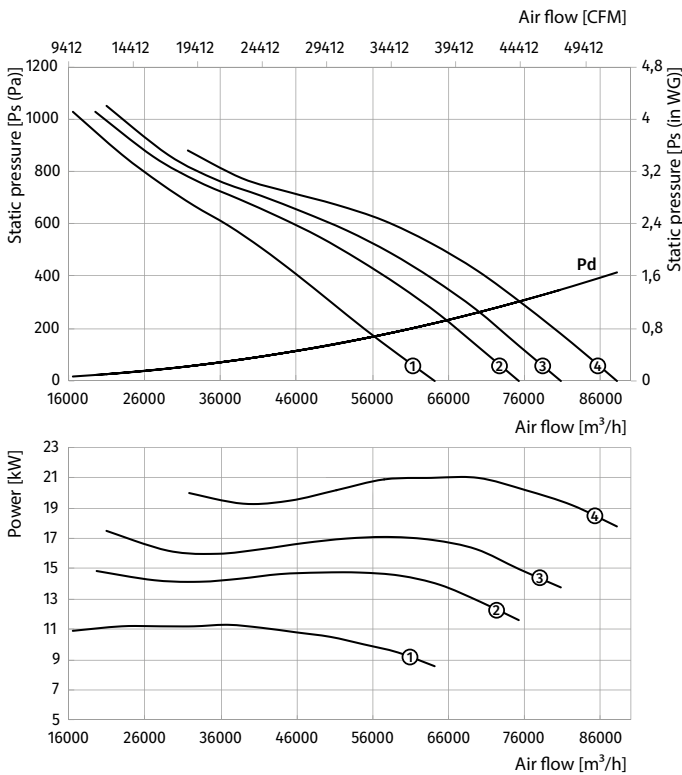
60 Hz

VDO-1120...300/2

Size	Number of poles	Voltage [V/60 Hz]	Fans model	Installed motor power Ny [kW]	RPM [min ⁻¹]	Number of blades	Blade setting angle [°]	Weight [kg]	Lenght L [mm]	Curve number on graph
VDO-1120-4/6D...300/2										
1120	4/6	3~400	VDO-1120-4/6D/10/3,3-5/25/AL	10/3,3	1728/1152	5	25	295	750	①
			VDO-1120-4/6D/14/4,5-5/29/AL	14/4,5	1728/1152	5	29	310	750	②
			VDO-1120-4/6D/16/6,5-5/31/AL	16/6,5	1728/1152	5	31	382	800	③
			VDO-1120-4/6D/20/8,5-5/34/AL	20/8,5	1728/1152	5	34	385	800	④

Standard size: 1120
 Number of poles: 4
 Fire resistance rating: 300/2

Standard size: 1120
 Number of poles: 6
 Fire resistance rating: 300/2



VDO-1120...300/2

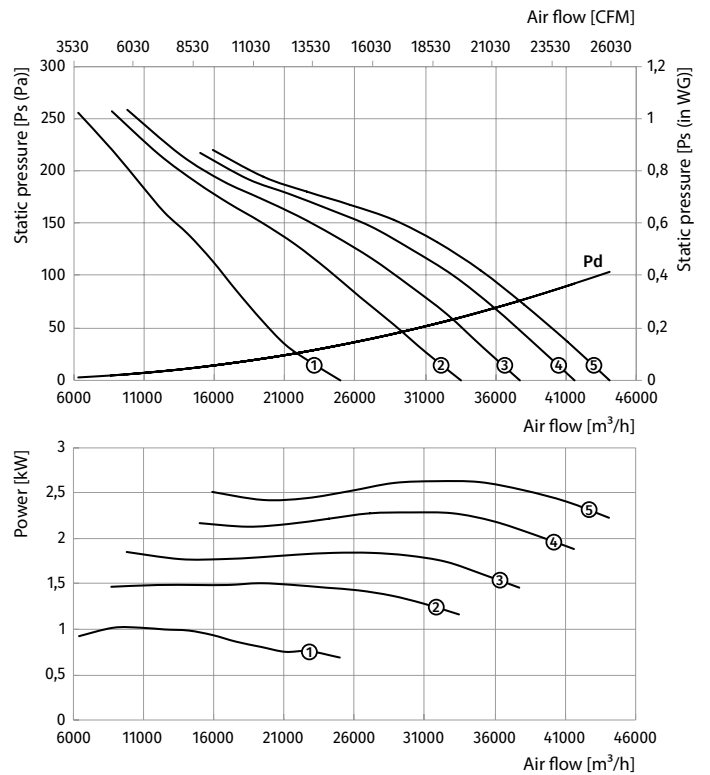
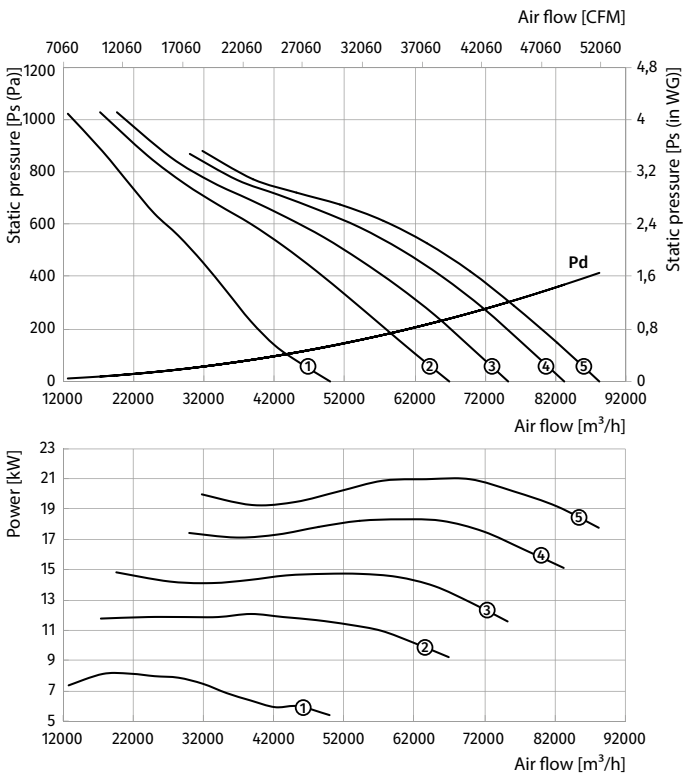
60 Hz

VDO-1120...300/2

Size	Number of poles	Voltage [V/60 Hz]	Fans model	Installed motor power Ny [kW]	RPM [min ⁻¹]	Number of blades	Blade setting angle [°]	Weight [kg]	Lenght L [mm]	Curve number on graph
VDO-1120-4/8D...300/2										
1120	4/8	3~400	VDO-1120-4/8D/7,2/1,8-5/20/AL	7,2/1,8	1728/864	5	20	197	600	①
			VDO-1120-4/8D/11/3-5/26/AL	11/3	1728/864	5	26	294	750	②
			VDO-1120-4/8D/14/3,5-5/29/AL	14/3,5	1728/864	5	29	310	750	③
			VDO-1120-4/8D/17/4,3-5/32/AL	17/4,3	1728/864	5	32	349	800	④
			VDO-1120-4/8D/20/5-5/34/AL	20/5	1728/864	5	34	377	800	⑤

Standard size: 1120
 Number of poles: 4
 Fire resistance rating: 300/2

Standard size: 1120
 Number of poles: 8
 Fire resistance rating: 300/2



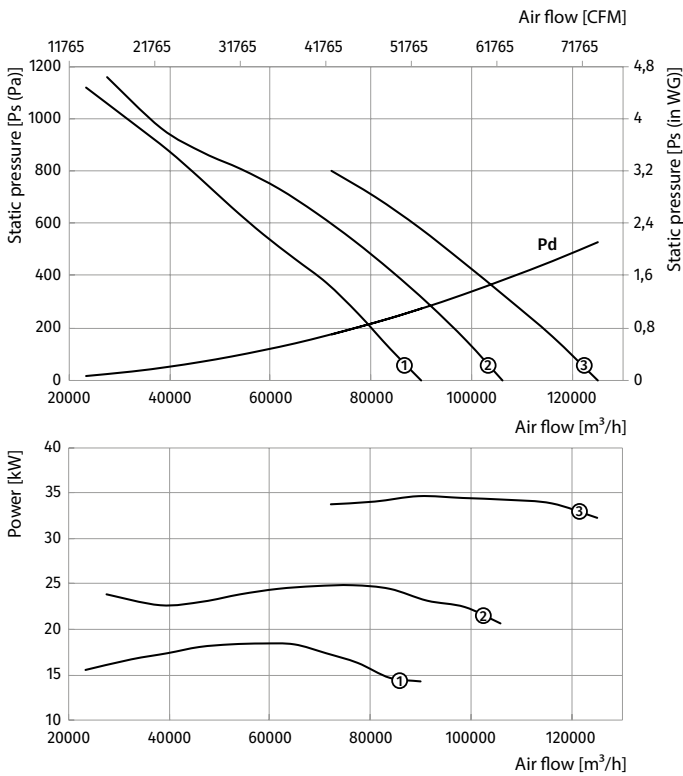
60 Hz

VDO-1250...300/2

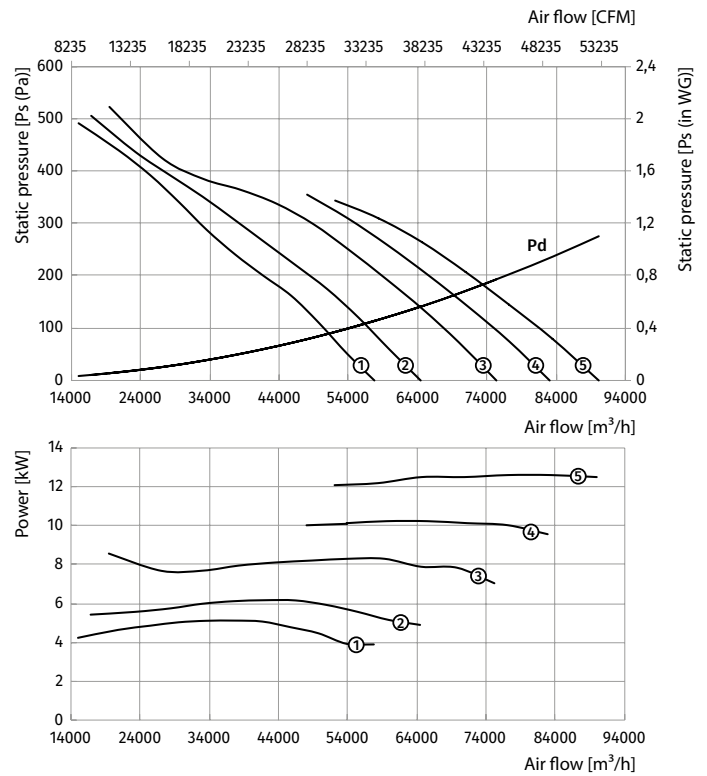
Size	Number of poles	Voltage [V/60 Hz]	Fans model	Installed motor power Ny [kW]	RPM [min ⁻¹]	Number of blades	Blade setting angle [°]	Weight [kg]	Lenght L [mm]	Curve number on graph
VDO-1250-4D...300/2										
1250	4	3~400	VDO-1250-4D/18,5-4/23/AL	18,5	1728	4	23	316	750	①
			VDO-1250-4D/22-4/28/AL	22	1728	4	28	357	800	②
			VDO-1250-4D/30-4/34/AL	30	1728	4	34	418	850	③
VDO-1250-6D...300/2										
1250	6	3~400	VDO-1250-6D/4,5-4/22/AL	4,5	1152	4	22	211,5	600	①
			VDO-1250-6D/5,5-4/25/AL	5,5	1152	4	25	216,5	600	②
			VDO-1250-6D/7,5-4/30/AL	7,5	1152	4	30	227,5	600	③
			VDO-1250-6D/9,2-4/34/AL	9,2	1152	4	34	302,5	750	④
			VDO-1250-6D/11-4/38/AL	11	1152	4	38	316	750	⑤

VDO-1250...300/2

Standard size: 1250
 Number of poles: 4
 Fire resistance rating: 300/2



Standard size: 1250
 Number of poles: 6
 Fire resistance rating: 300/2



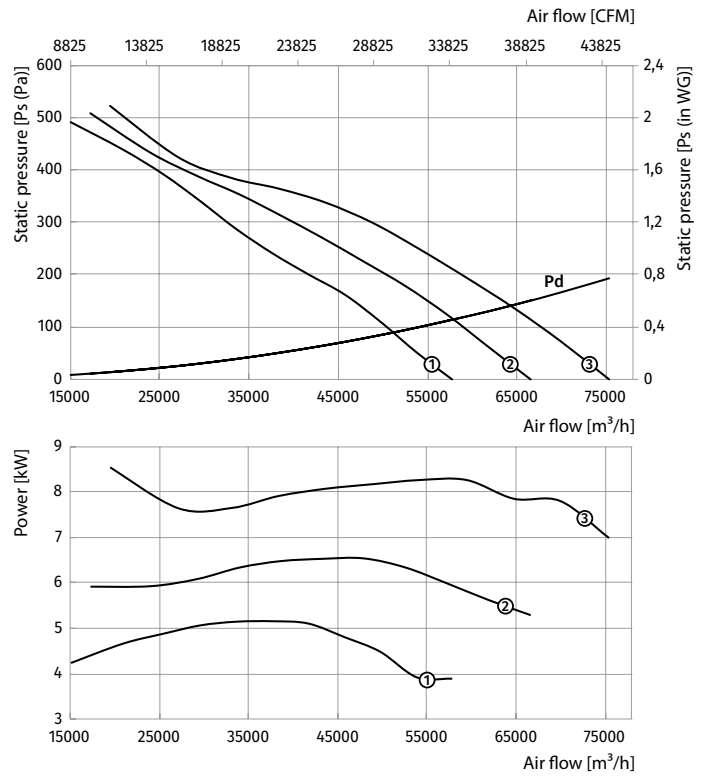
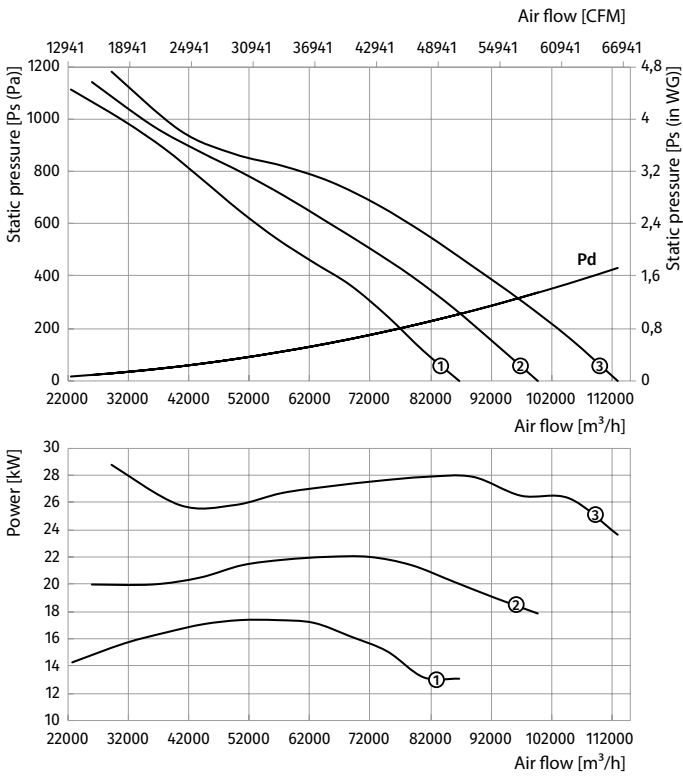
60 Hz

VDO-1250...300/2

Size	Number of poles	Voltage [V/60 Hz]	Fans model	Installed motor power Ny [kW]	RPM [min ⁻¹]	Number of blades	Blade setting angle [°]	Weight [kg]	Lenght L [mm]	Curve number on graph
VDO-1250-4/6D...300/2										
1250	4/6	3~400	VDO-1250-4/6D/16/6,5-4/22/AL	16/6,5	1728/1152	4	22	402	800	①
			VDO-1250-4/6D/20/8,5-4/26/AL	20/8,5	1728/1152	4	26	405	800	②
			VDO-1250-4/6D/26/9-4/30/AL	26/9	1728/1152	4	30	503	850	③

Standard size: 1250
 Number of poles: 4
 Fire resistance rating: 300/2

Standard size: 1250
 Number of poles: 6
 Fire resistance rating: 300/2



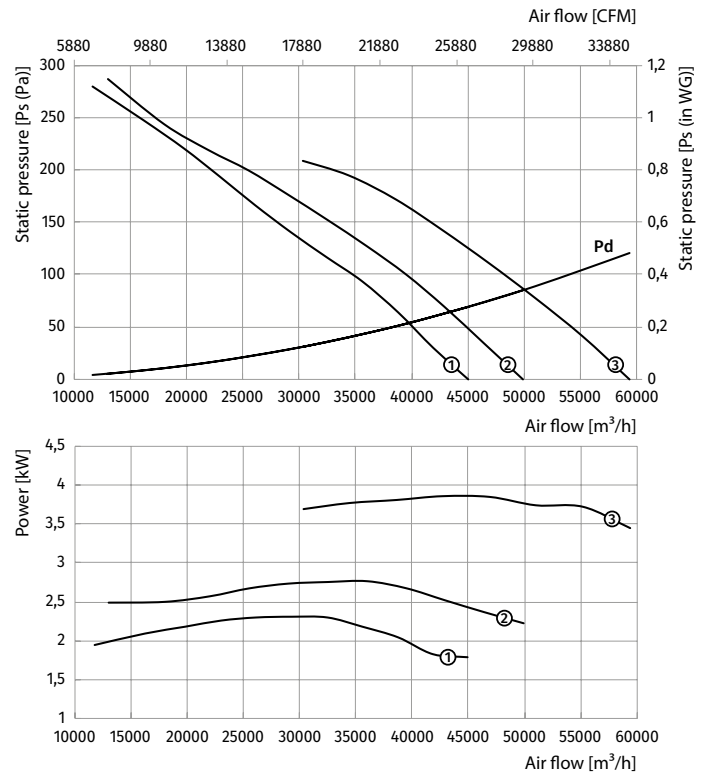
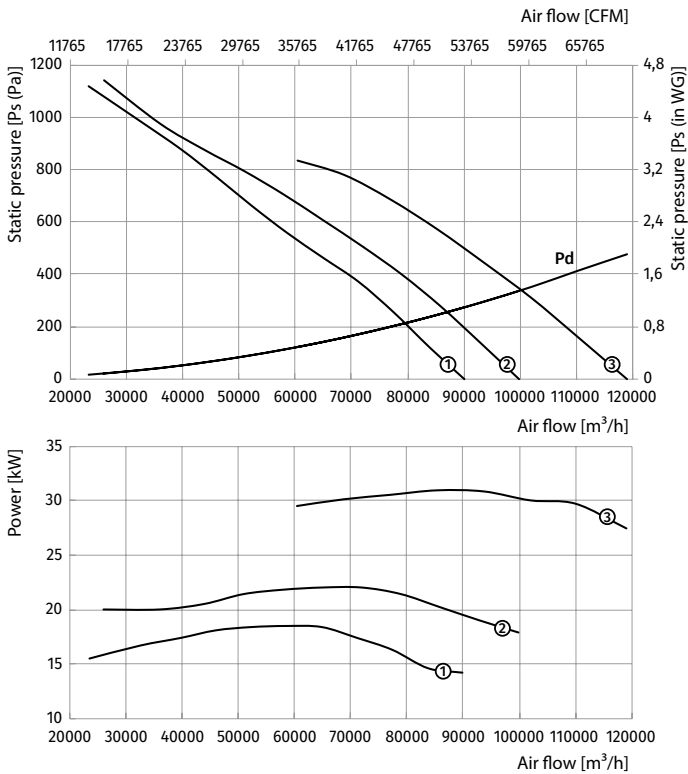
60 Hz

VDO-1250...300/2

Size	Number of poles	Voltage [V/60 Hz]	Fans model	Installed motor power Ny [kW]	RPM [min ⁻¹]	Number of blades	Blade setting angle [°]	Weight [kg]	Lenght L [mm]	Curve number on graph
VDO-1250-4/8D...300/2										
1250	4/8	3~400	VDO-1250-4/8D/17/4,3-4/23/AL	17/4,3	1728/864	4	23	369	800	①
			VDO-1250-4/8D/20/5-4/26/AL	20/5	1728/864	4	26	397	800	②
			VDO-1250-4/8D/28/6,5-4/32/AL	28/6,5	1728/864	4	32	458	850	③

Standard size: 1250
 Number of poles: 4
 Fire resistance rating: 300/2

Standard size: 1250
 Number of poles: 8
 Fire resistance rating: 300/2



VDO-1250...300/2

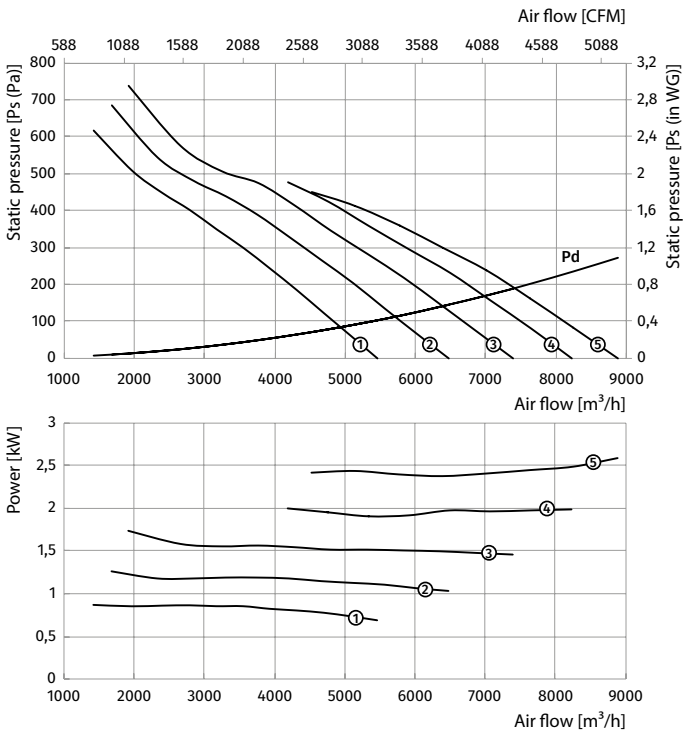
60 Hz

TECHNICAL DATA VDO...400/2

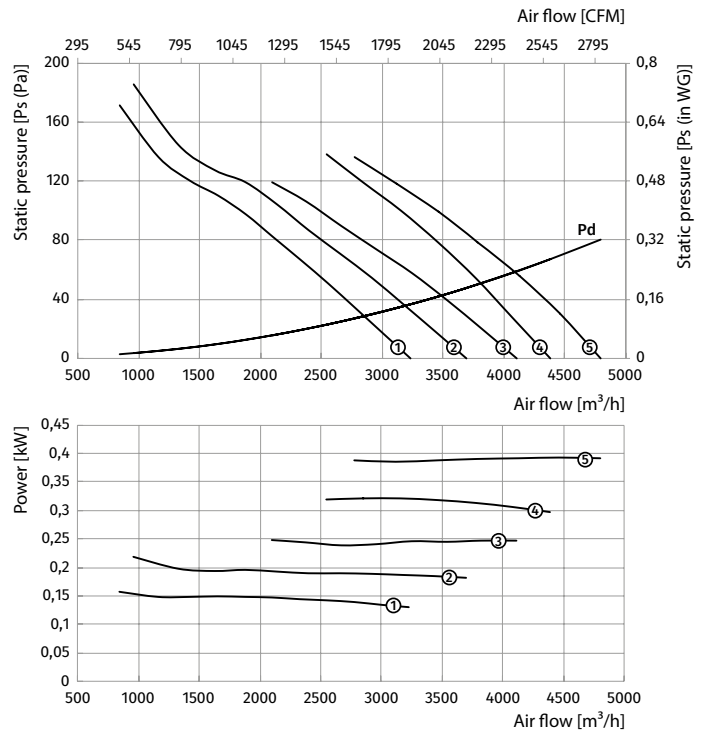
VDO-400...400/2

Size	Number of poles	Voltage [V/60 Hz]	Fans model	Installed motor power Ny [kW]	RPM [min ⁻¹]	Number of blades	Blade setting angle [°]	Weight [kg]	Length L [mm]	Curve number on graph
VDO-400-2D...400/2										
400	2	3~400	VDO-400-2D/0,75-4/20/AL	0,75	3456	4	20	30,3	400	①
			VDO-400-2D/1,1-4/25/AL	1,1	3456	4	25	32,8	400	②
			VDO-400-2D/1,5-4/30/AL	1,5	3456	4	30	33,8	400	③
			VDO-400-2D/2,2-4/35/AL	2,2	3456	4	35	34,8	400	④
			VDO-400-2D/3-4/40/AL	3	3456	4	40	39,8	400	⑤
VDO-400-4D...400/2										
400	4	3~400	VDO-400-4D/0,37-4/25/AL	0,37	1728	4	25	25,2	400	①
			VDO-400-4D/0,37-4/30/AL	0,37	1728	4	30	25,5	400	②
			VDO-400-4D/0,37-4/35/AL	0,37	1728	4	35	25,2	400	③
			VDO-400-4D/0,37-6/35/AL	0,37	1728	6	35	25,3	400	④
			VDO-400-4D/0,55-6/40/AL	0,55	1728	6	40	25,3	400	⑤

Standard size: 400
 Number of poles: 2
 Fire resistance rating: 400/2



Standard size: 400
 Number of poles: 4
 Fire resistance rating: 400/2



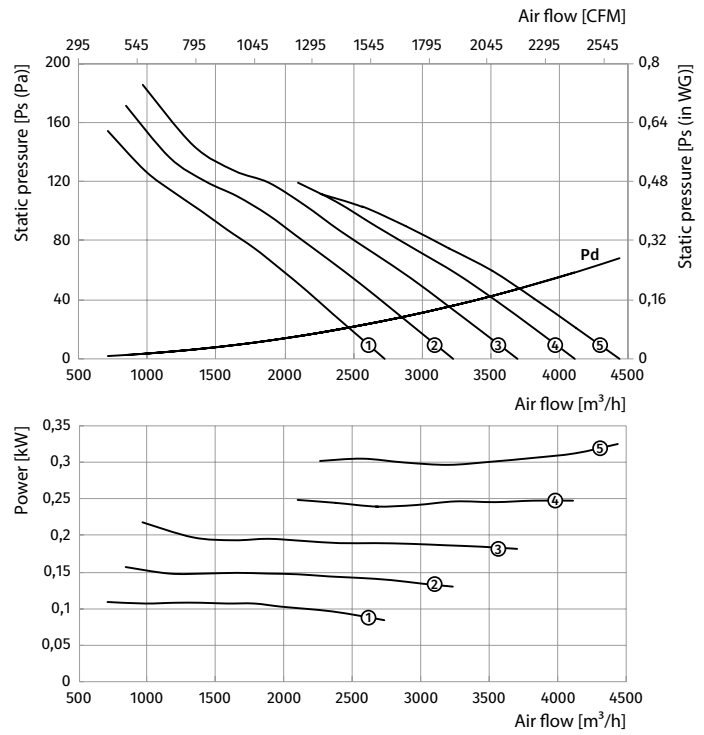
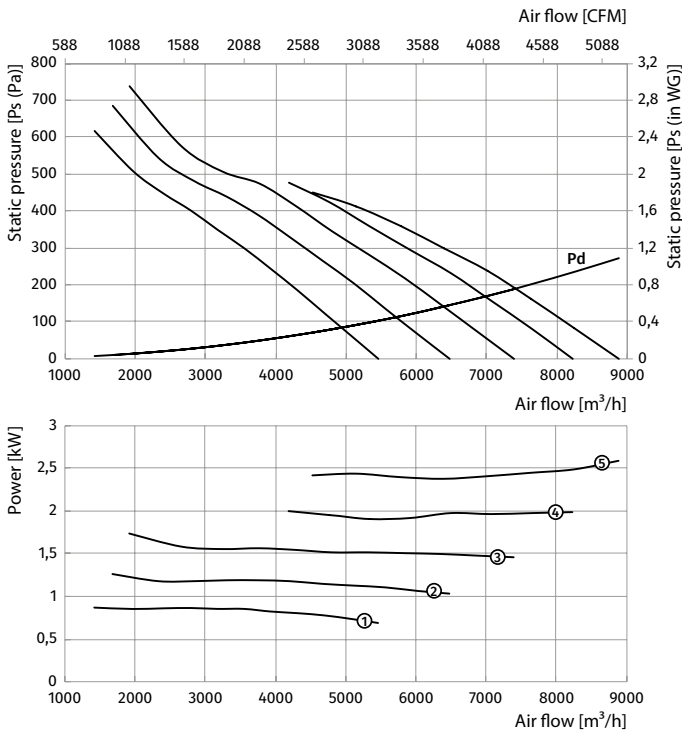
60 Hz

VDO-400...400/2

Size	Number of poles	Voltage [V/60 Hz]	Fans model	Installed motor power Ny [kW]	RPM [min ⁻¹]	Number of blades	Blade setting angle [°]	Weight [kg]	Lenght L [mm]	Curve number on graph
VDO-400-2/4D...400/2										
400	2/4	3~400	VDO-400-2/4D/1,1/0,25-4/20/AL	1,1/0,25	3456/1728	4	20	31,3	400	①
			VDO-400-2/4D/1,1/0,25-4/25/AL	1,1/0,25	3456/1728	4	25	31,3	400	②
			VDO-400-2/4D/1,5/0,37-4/30/AL	1,5/0,37	3456/1728	4	30	36,8	400	③
			VDO-400-2/4D/2,5/0,65-4/35/AL	2,5/0,65	3456/1728	4	35	49,9	500	④
			VDO-400-2/4D/3,1/0,8-4/40/AL	3,1/0,8	3456/1728	4	40	51	500	⑤

Standard size: **400**
 Number of poles: **2**
 Fire resistance rating: **400/2**

Standard size: **400**
 Number of poles: **4**
 Fire resistance rating: **400/2**



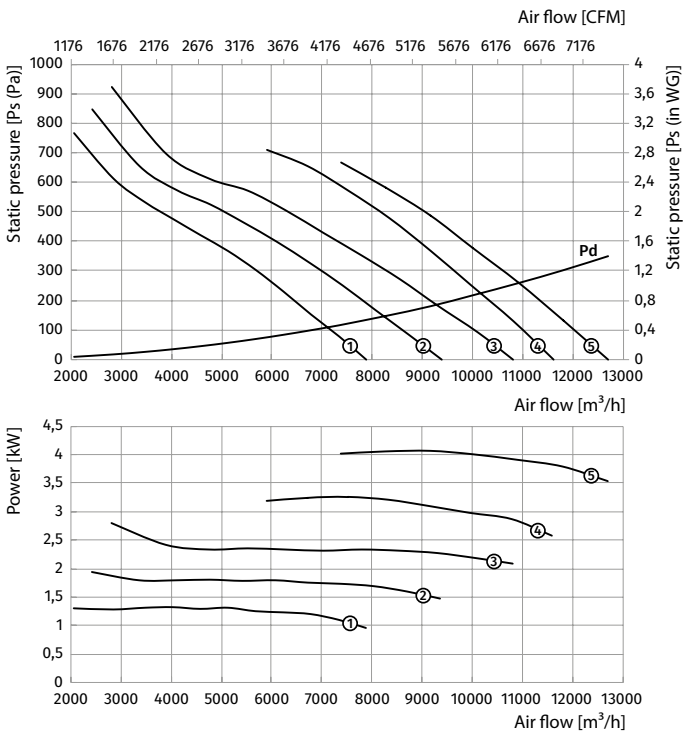
VDO-400...400/2

60 Hz

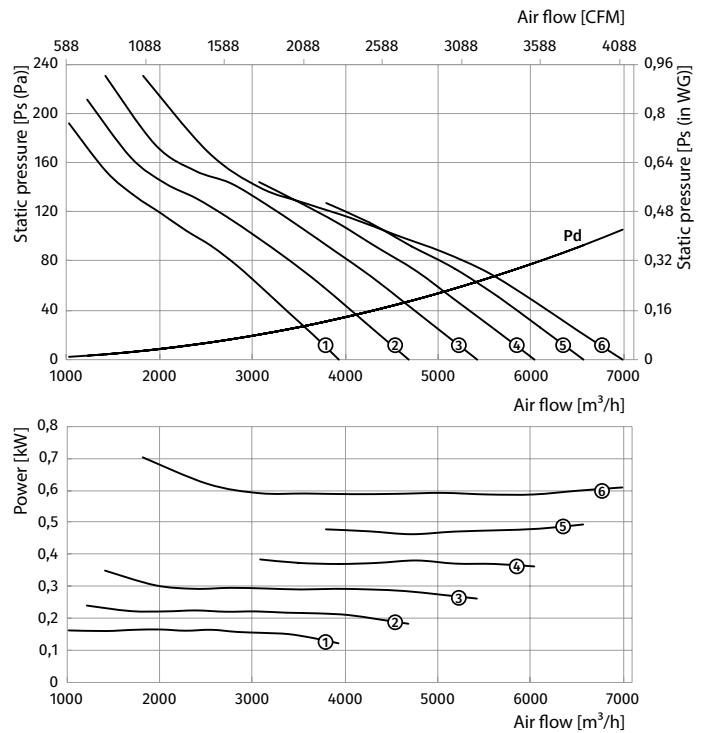
VDO-450...400/2

Size	Number of poles	Voltage [V/60 Hz]	Fans model	Installed motor power Ny [kW]	RPM [min ⁻¹]	Number of blades	Blade setting angle [°]	Weight [kg]	Lenght L [mm]	Curve number on graph
VDO-450-2D...400/2										
450	2	3~400	VDO-450-2D/1,5-4/20/AL	1,5	3456	4	20	35,3	400	①
			VDO-450-2D/2,2-4/25/AL	2,2	3456	4	25	36,3	400	②
			VDO-450-2D/2,2-4/30/AL	2,2	3456	4	30	36,3	400	③
			VDO-450-2D/3-6/30/AL	3	3456	6	30	41,7	400	④
			VDO-450-2D/3,7-6/35/AL	3,7	3456	6	35	54,1	500	⑤
VDO-450-4D...400/2										
450	4	3~400	VDO-450-4D/0,37-4/20/AL	0,37	1728	4	20	26,8	400	①
			VDO-450-4D/0,37-4/25/AL	0,37	1728	4	25	26,8	400	②
			VDO-450-4D/0,37-4/30/AL	0,37	1728	4	30	26,8	400	③
			VDO-450-4D/0,37-4/35/AL	0,37	1728	4	35	26,8	400	④
			VDO-450-4D/0,55-4/40/AL	0,55	1728	4	40	27,8	400	⑤
			VDO-450-4D/0,55-4/45/AL	0,55	1728	4	45	27,8	400	⑥

Standard size: 450
 Number of poles: 2
 Fire resistance rating: 400/2



Standard size: 450
 Number of poles: 4
 Fire resistance rating: 400/2



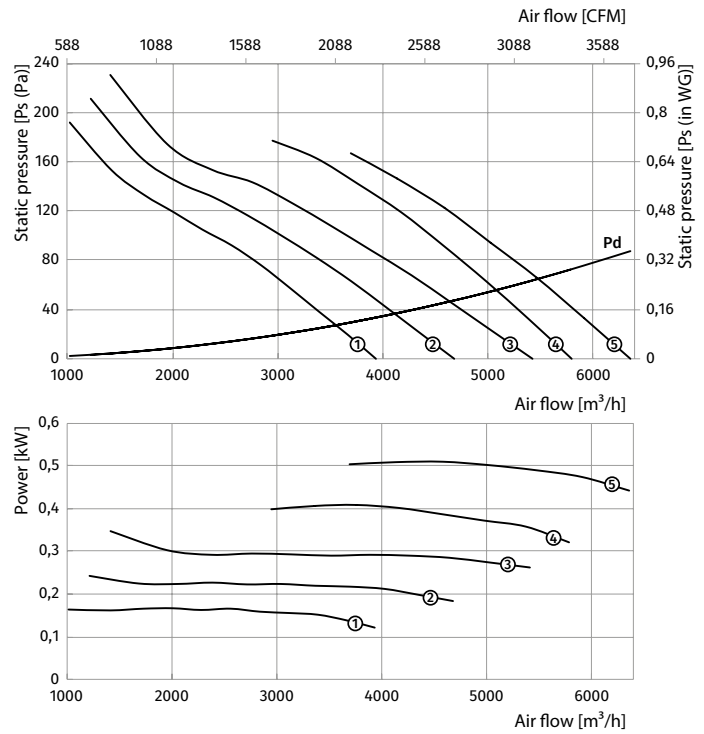
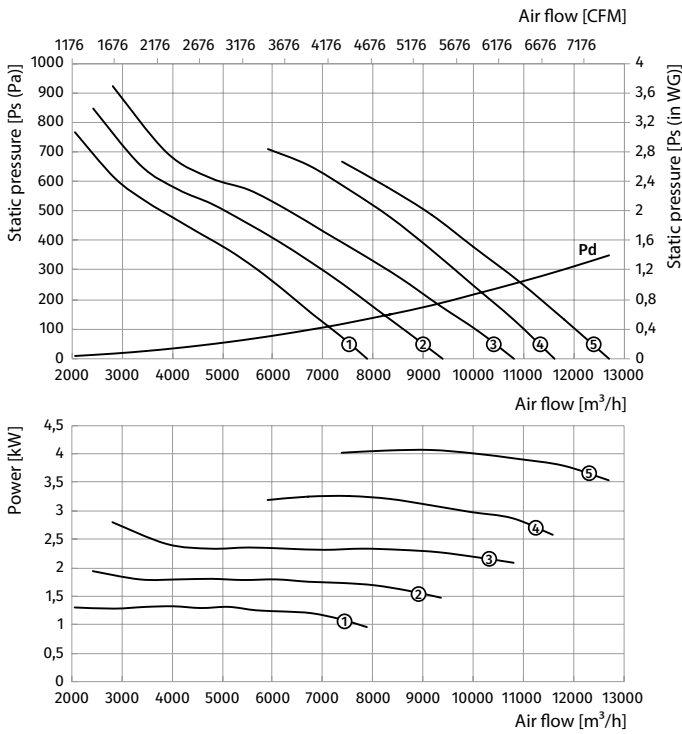
60 Hz

VDO-450...400/2

Size	Number of poles	Voltage [V/60 Hz]	Fans model	Installed motor power Ny [kW]	RPM [min ⁻¹]	Number of blades	Blade setting angle [°]	Weight [kg]	Lenght L [mm]	Curve number on graph
VDO-450-2/4D...400/2										
450	2/4	3~400	VDO-450-2/4D/1,5/0,37-4/20/AL	1,5/0,37	3456/1728	4	20	38,4	400	①
			VDO-450-2/4D/2,5/0,65-4/25/AL	2,5/0,65	3456/1728	4	25	51,8	500	②
			VDO-450-2/4D/2,5/0,65-4/30/AL	2,5/0,65	3456/1728	4	30	51,8	500	③
			VDO-450-2/4D/3,1/0,8-6/30/AL	3,1/0,8	3456/1728	6	30	53,1	500	④
			VDO-450-2/4D/4,4/1,1-6/35/AL	4,4/1,1	3456/1728	6	35	65	500	⑤

Standard size: 450
 Number of poles: 2
 Fire resistance rating: 400/2

Standard size: 450
 Number of poles: 4
 Fire resistance rating: 400/2



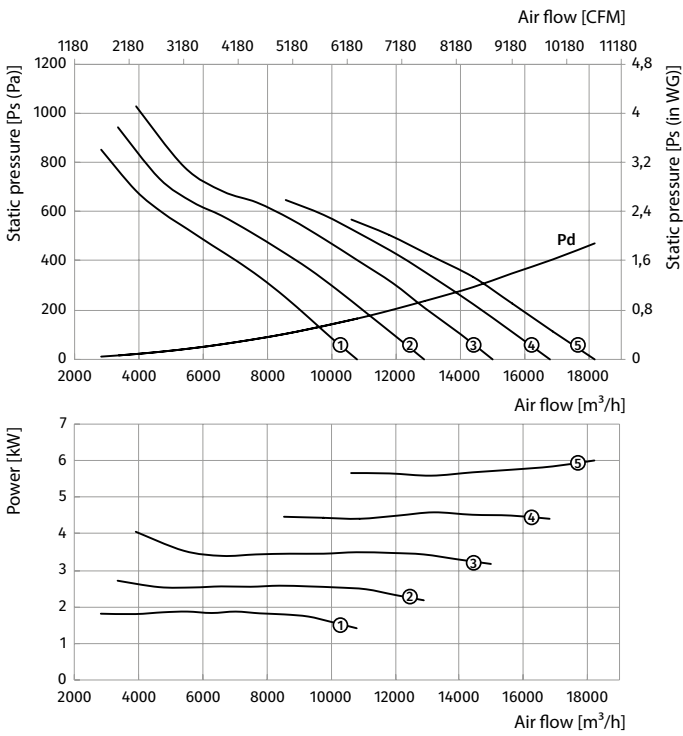
VDO-450...400/2

60 Hz

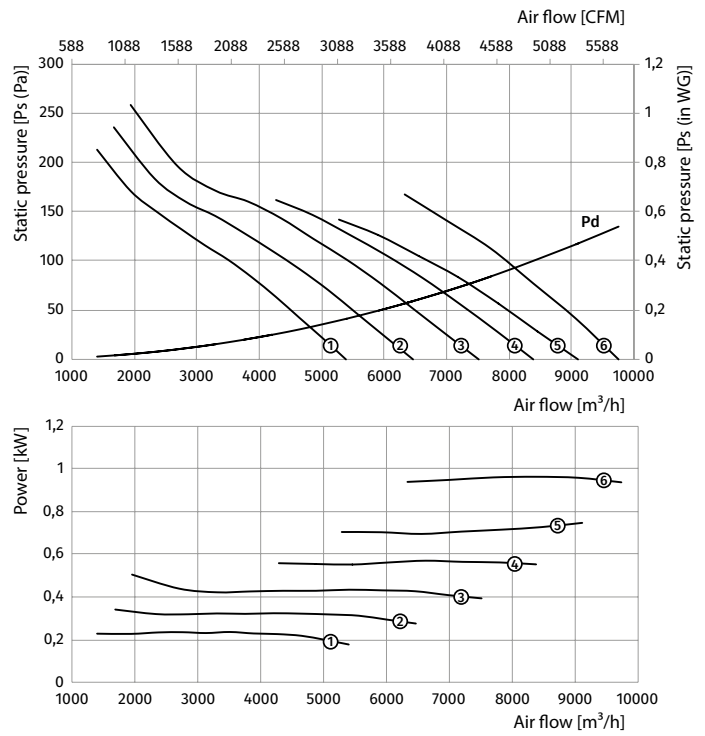
VDO-500...400/2

Size	Number of poles	Voltage [V/60 Hz]	Fans model	Installed motor power Ny [kW]	RPM [min ⁻¹]	Number of blades	Blade setting angle [°]	Weight [kg]	Lenght L [mm]	Curve number on graph
VDO-500-2D...400/2										
500	2	3~400	VDO-500-2D/2,2-4/20/AL	2,2	3456	4	20	38	400	①
			VDO-500-2D/3-4/25/AL	3	3456	4	25	43	400	②
			VDO-500-2D/3,7-4/30/AL	3,7	3456	4	30	56	500	③
			VDO-500-2D/4,5-4/35/AL	4,5	3456	4	35	61	500	④
			VDO-500-2D/5,5-4/40/AL	5,5	3456	4	40	75	550	⑤
VDO-500-4D...400/2										
500	4	3~400	VDO-500-4D/0,37-4/20/AL	0,37	1728	4	20	28,5	400	①
			VDO-500-4D/0,37-4/25/AL	0,37	1728	4	25	28,5	400	②
			VDO-500-4D/0,55-4/30/AL	0,55	1728	4	30	29,5	400	③
			VDO-500-4D/0,55-4/35/AL	0,55	1728	4	35	29,5	400	④
			VDO-500-4D/0,75-4/40/AL	0,75	1728	4	40	33	400	⑤
			VDO-500-4D/1,1-6/40/AL	1,1	1728	6	40	34	400	⑥

Standard size: 500
 Number of poles: 2
 Fire resistance rating: 400/2



Standard size: 500
 Number of poles: 4
 Fire resistance rating: 400/2



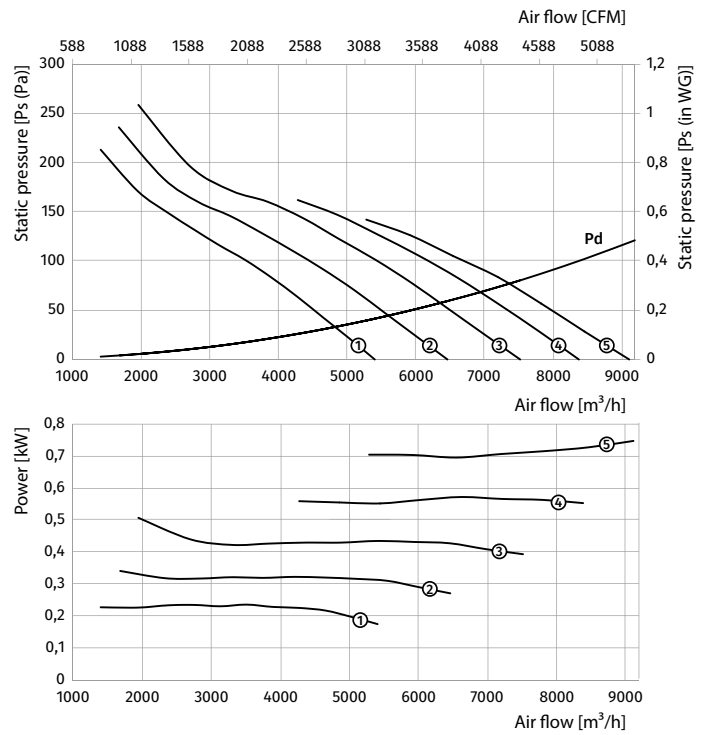
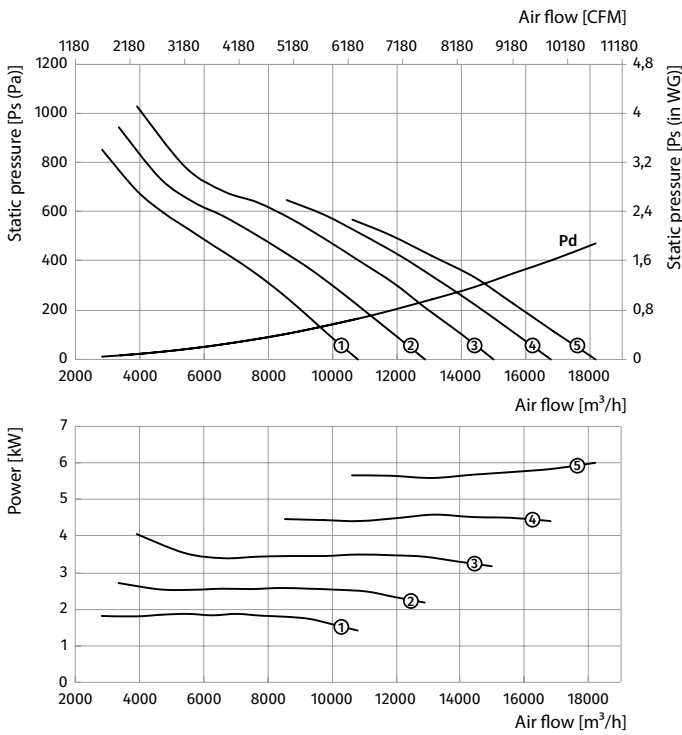
60 Hz

VDO-500...400/2

Size	Number of poles	Voltage [V/60 Hz]	Fans model	Installed motor power Ny [kW]	RPM [min ⁻¹]	Number of blades	Blade setting angle [°]	Weight [kg]	Lenght L [mm]	Curve number on graph
VDO-500-2/4D...400/2										
500	2/4	3~400	VDO-500-2/4D/2,5/0,65-4/20/AL	2,5/0,65	3456/1728	4	20	54	500	①
			VDO-500-2/4D/3,1/0,8-4/25/AL	3,1/0,8	3456/1728	4	25	55	500	②
			VDO-500-2/4D/4,4/1,1-4/30/AL	4,4/1,1	3456/1728	4	30	67	500	③
			VDO-500-2/4D/4,4/1,1-4/35/AL	4,4/1,1	3456/1728	4	35	67	500	④
			VDO-500-2/4D/6/1,5-4/40/AL	6/1,5	3456/1728	4	40	86	550	⑤

Standard size: 500
 Number of poles: 2
 Fire resistance rating: 400/2

Standard size: 500
 Number of poles: 4
 Fire resistance rating: 400/2



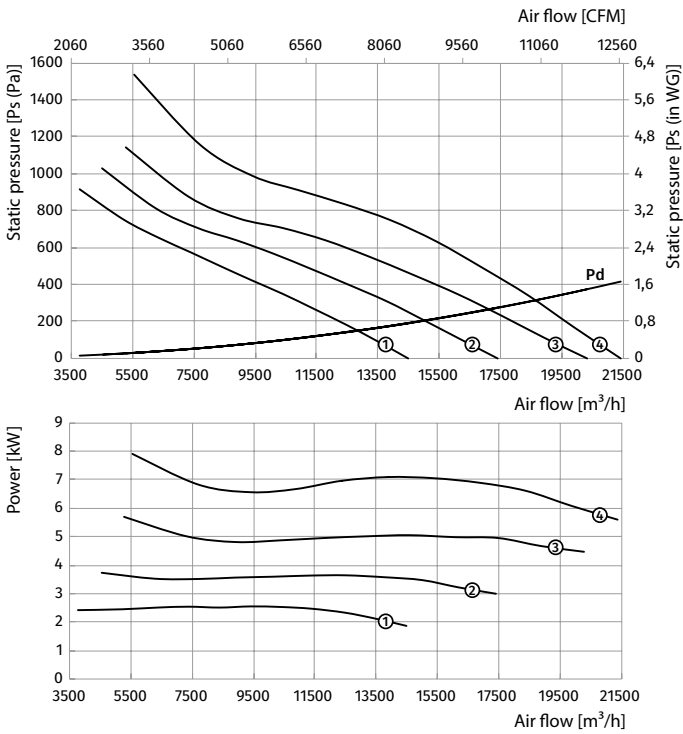
VDO-500...400/2

60 Hz

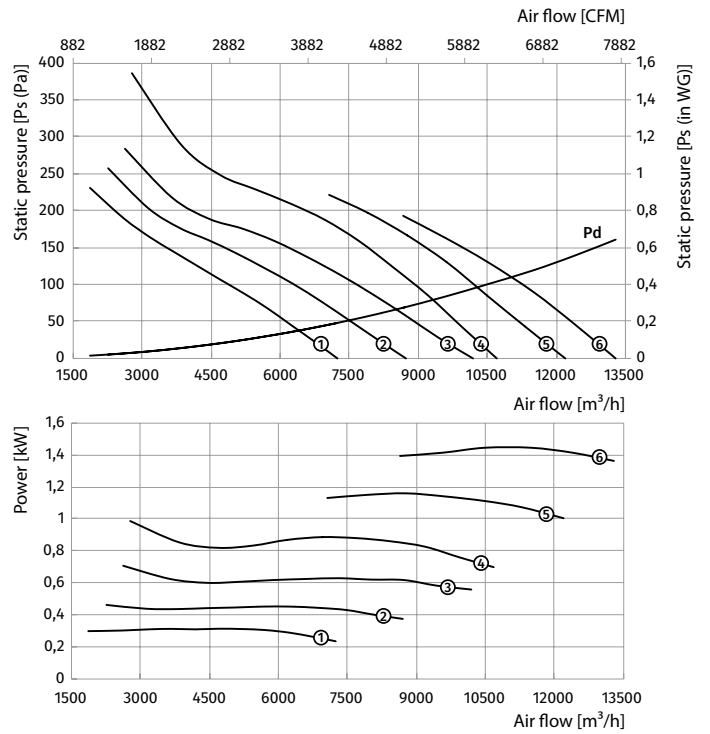
VDO-560...400/2

Size	Number of poles	Voltage [V/60 Hz]	Fans model	Installed motor power Ny [kW]	RPM [min ⁻¹]	Number of blades	Blade setting angle [°]	Weight [kg]	Length L [mm]	Curve number on graph
VDO-560-2D...400/2										
560	2	3~400	VDO-560-2D/3-4/20/AL	3	3456	4	20	45,5	400	①
			VDO-560-2D/3,7-4/25/AL	3,7	3456	4	25	58,5	500	②
			VDO-560-2D/5,5-4/30/AL	5,5	3456	4	30	86	550	③
			VDO-560-2D/7,5-6/30/AL	7,5	3456	6	30	103,5	550	④
VDO-560-4D...400/2										
560	4	3~400	VDO-560-4D/0,37-4/20/AL	0,37	1728	4	20	30,5	400	①
			VDO-560-4D/0,55-4/25/AL	0,55	1728	4	25	31,5	400	②
			VDO-560-4D/0,75-4/30/AL	0,75	1728	4	30	35	400	③
			VDO-560-4D/1,1-6/30/AL	1,1	1728	6	30	36	400	④
			VDO-560-4D/1,1-6/35/AL	1,1	1728	6	35	36	400	⑤
			VDO-560-4D/1,5-6/40/AL	1,5	1728	6	40	41	400	⑥

Standard size: 560
 Number of poles: 2
 Fire resistance rating: 400/2



Standard size: 560
 Number of poles: 4
 Fire resistance rating: 400/2



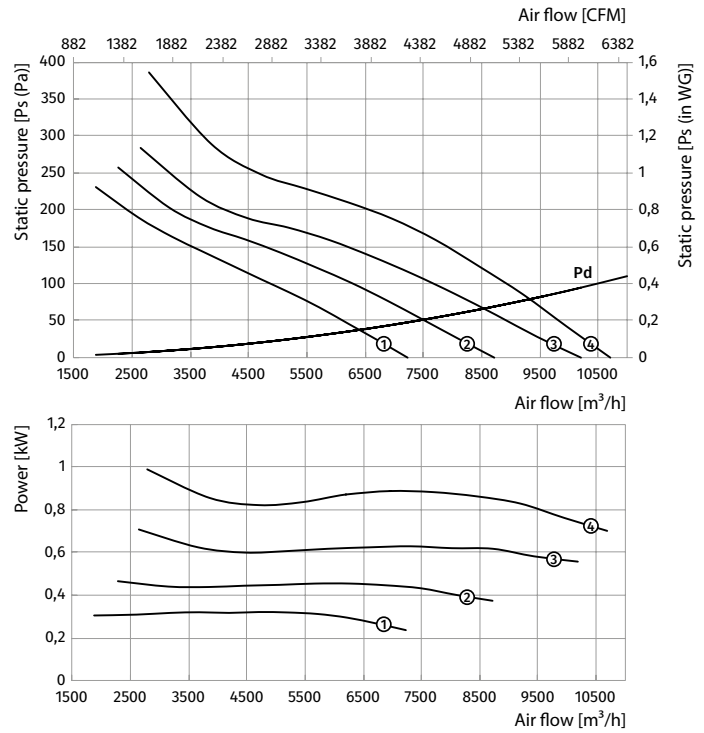
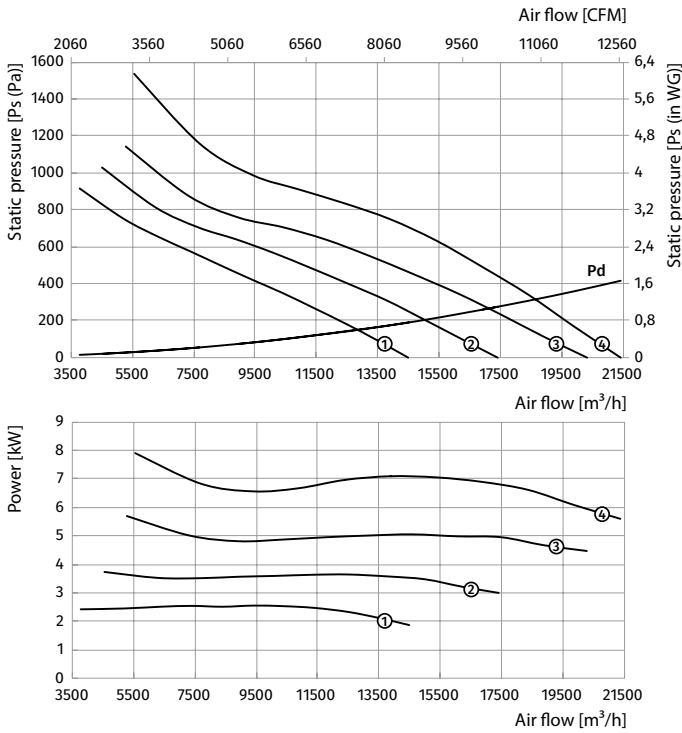
60 Hz

VDO-560...400/2

Size	Number of poles	Voltage [V/60 Hz]	Fans model	Installed motor power Ny [kW]	RPM [min ⁻¹]	Number of blades	Blade setting angle [°]	Weight [kg]	Lenght L [mm]	Curve number on graph
VDO-560-2/4D...400/2										
560	2/4	3~400	VDO-560-2/4D/3,1/0,8-4/20/AL	3,1/0,8	3456/1728	4	20	57,5	500	①
			VDO-560-2/4D/4,4/1,1-4/25/AL	4,4/1,1	3456/1728	4	25	69	500	②
			VDO-560-2/4D/6/1,5-4/30/AL	6/1,5	3456/1728	4	30	97	550	③
			VDO-560-2/4D/8/2-6/30/AL	8/2	3456/1728	6	30	109,5	550	④

Standard size: 560
 Number of poles: 2
 Fire resistance rating: 400/2

Standard size: 560
 Number of poles: 4
 Fire resistance rating: 400/2



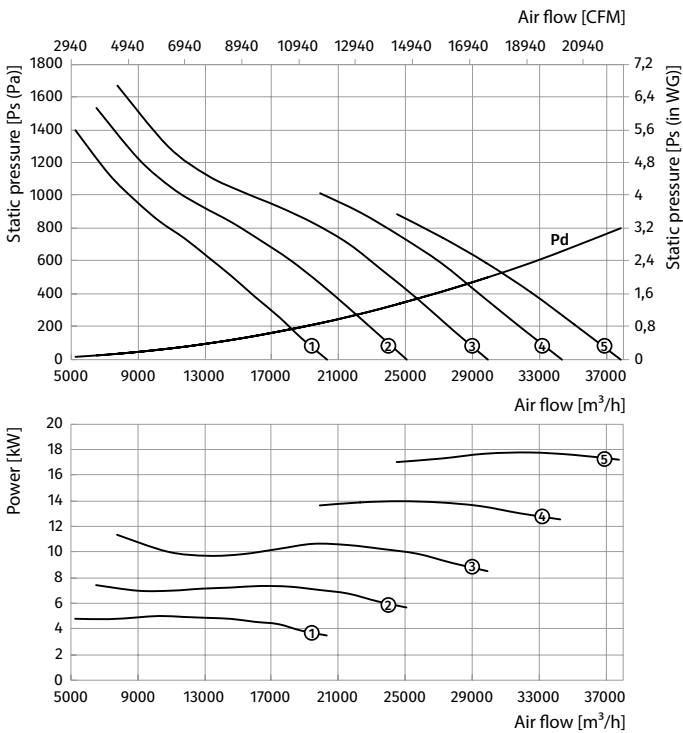
VDO-560...400/2

60 Hz

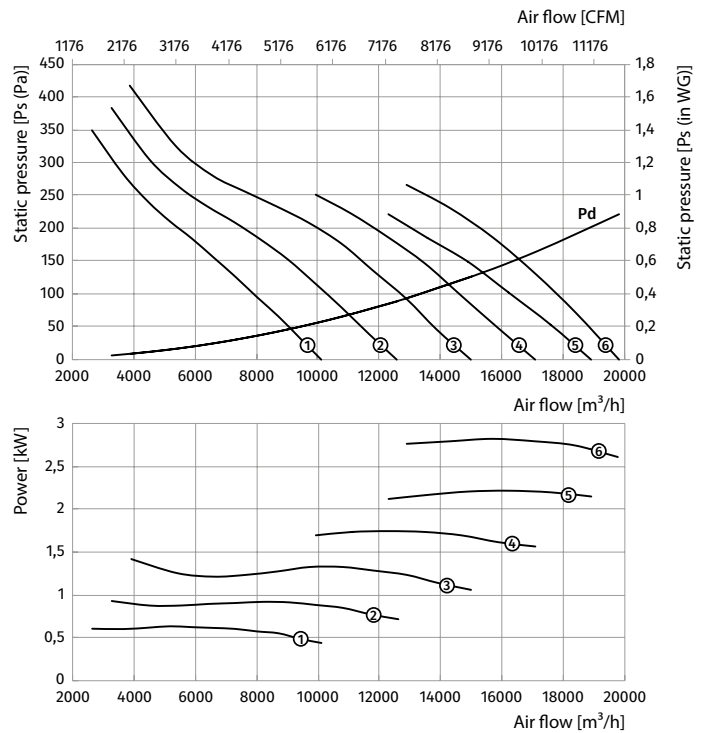
VDO-630...400/2

Size	Number of poles	Voltage [V/60 Hz]	Fans model	Installed motor power Ny [kW]	RPM [min ⁻¹]	Number of blades	Blade setting angle [°]	Weight [kg]	Lenght L [mm]	Curve number on graph
VDO-630-2D...400/2										
630	2	3~400	VDO-630-2D/5,5-6/20/AL	5,5	3456	6	20	90,5	550	①
			VDO-630-2D/7,5-6/25/AL	7,5	3456	6	25	107,5	550	②
			VDO-630-2D/11-6/30/AL	11	3456	6	30	115,5	550	③
			VDO-630-2D/15-6/35/AL	15	3456	6	35	161	700	④
			VDO-630-2D/18,5-6/40/AL	18,5	3456	6	40	169	700	⑤
VDO-630-4D...400/2										
630	4	3~400	VDO-630-4D/0,75-6/20/AL	0,75	1728	6	20	37,5	400	①
			VDO-630-4D/1,1-6/25/AL	1,1	1728	6	25	38	400	②
			VDO-630-4D/1,5-6/30/AL	1,5	1728	6	30	43	400	③
			VDO-630-4D/2,2-6/35/AL	2,2	1728	6	35	46,5	400	④
			VDO-630-4D/2,2-6/40/AL	2,2	1728	6	40	46,5	400	⑤
			VDO-630-4D/3-9/40/AL	3	1728	9	40	63	500	⑥

Standard size: 630
 Number of poles: 2
 Fire resistance rating: 400/2



Standard size: 630
 Number of poles: 4
 Fire resistance rating: 400/2



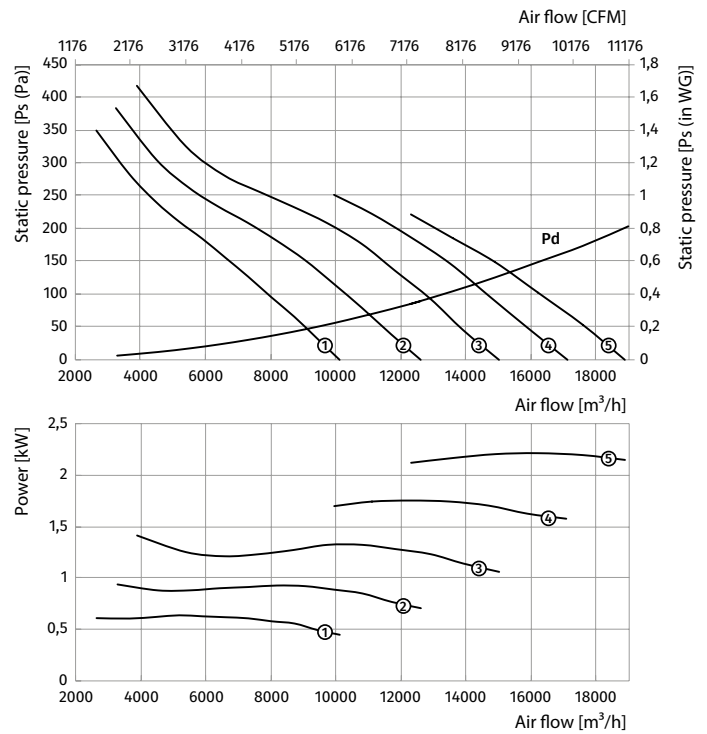
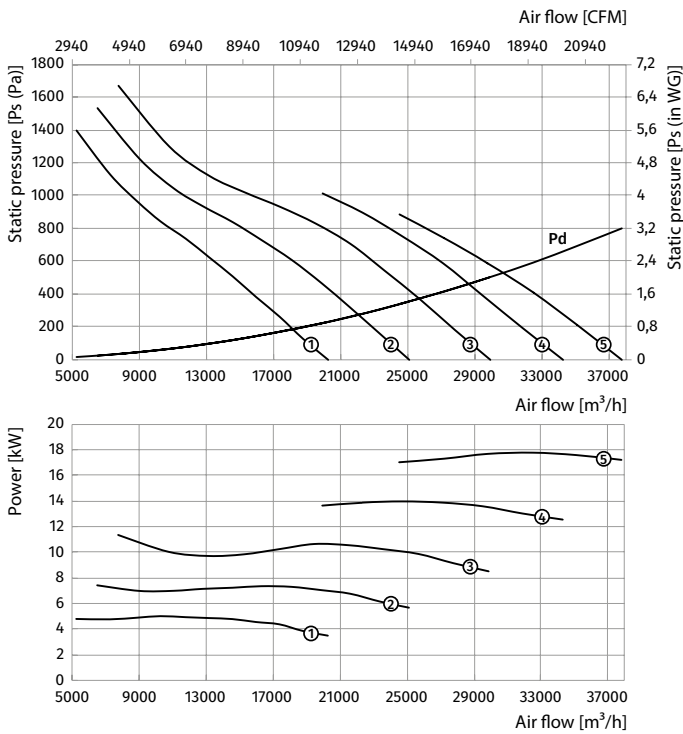
60 Hz

VDO-630...400/2

Size	Number of poles	Voltage [V/60 Hz]	Fans model	Installed motor power Ny [kW]	RPM [min ⁻¹]	Number of blades	Blade setting angle [°]	Weight [kg]	Lenght L [mm]	Curve number on graph
VDO-630-2/4D...400/2										
630	2/4	3~400	VDO-630-2/4D/6/1,5-6/20/AL	6/1,5	3456/1728	6	20	101,5	550	①
			VDO-630-2/4D/8/2-6/25/AL	8/2	3456/1728	6	25	113,5	550	②
			VDO-630-2/4D/12/3-6/30/AL	12/3	3456/1728	6	30	176	700	③
			VDO-630-2/4D/16/4-6/35/AL	16/4	3456/1728	6	35	192	700	④
			VDO-630-2/4D/20/5,5-6/40/AL	20/5,5	3456/1728	6	40	220,5	750	⑤

Standard size: 630
 Number of poles: 2
 Fire resistance rating: 400/2

Standard size: 630
 Number of poles: 4
 Fire resistance rating: 400/2



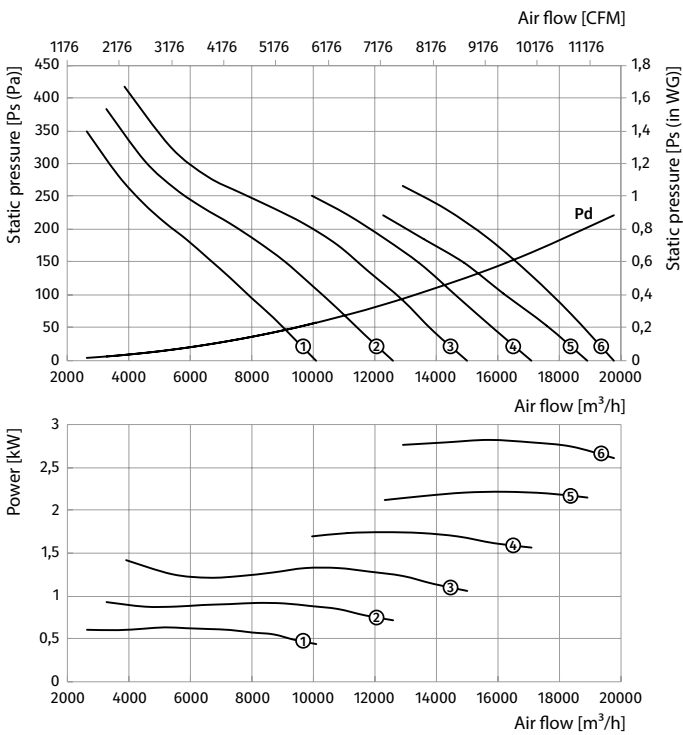
VDO-630...400/2

60 Hz

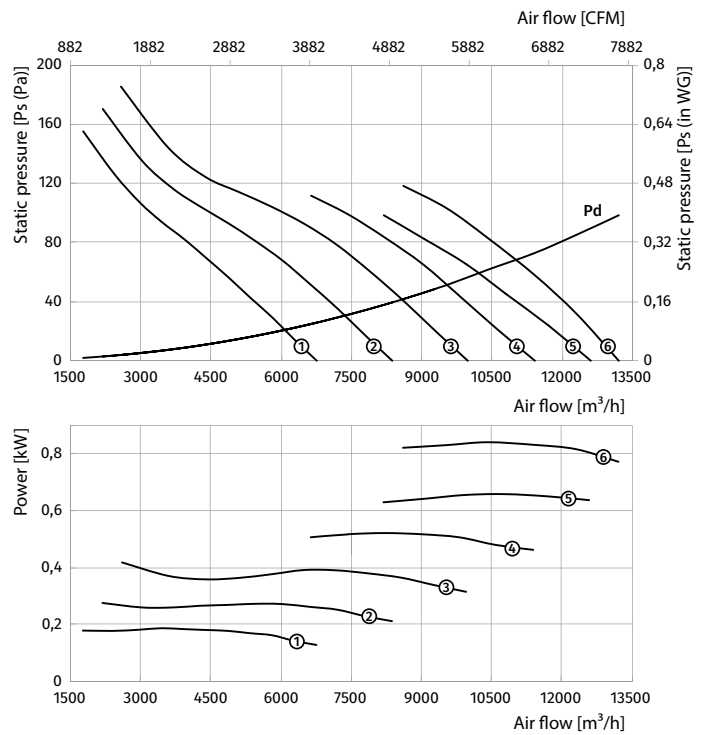
VDO-630...400/2

Size	Number of poles	Voltage [V/60 Hz]	Fans model	Installed motor power Ny [kW]	RPM [min ⁻¹]	Number of blades	Blade setting angle [°]	Weight [kg]	Lenght L [mm]	Curve number on graph
VDO-630-4/6D...400/2										
630	4/6	3~400	VDO-630-4/6D/1,1/0,3-6/20/AL	1,1/0,3	1728/1152	6	20	41,5	400	①
			VDO-630-4/6D/1,1/0,3-6/25/AL	1,1/0,3	1728/1152	6	25	41,5	400	②
			VDO-630-4/6D/1,5/0,37-6/30/AL	1,5/0,37	1728/1152	6	30	45,5	400	③
			VDO-630-4/6D/1,7/0,6-6/35/AL	1,7/0,6	1728/1152	6	35	55	500	④
			VDO-630-4/6D/3/1-6/40/AL	3/1	1728/1152	6	40	66	500	⑤
			VDO-630-4/6D/3/1-9/40/AL	3/1	1728/1152	9	40	66,5	500	⑥

Standard size: **630**
 Number of poles: **4**
 Fire resistance rating: **400/2**



Standard size: **630**
 Number of poles: **6**
 Fire resistance rating: **400/2**



60 Hz

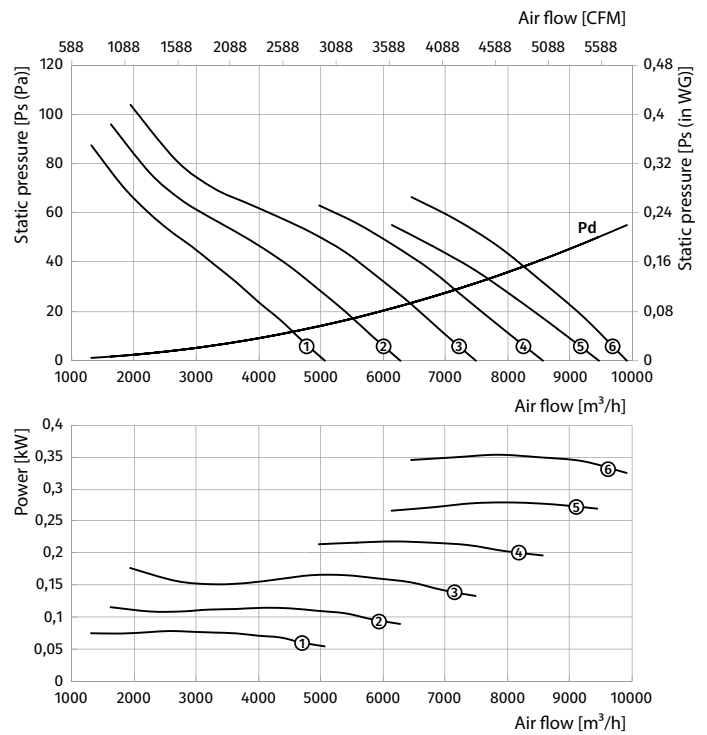
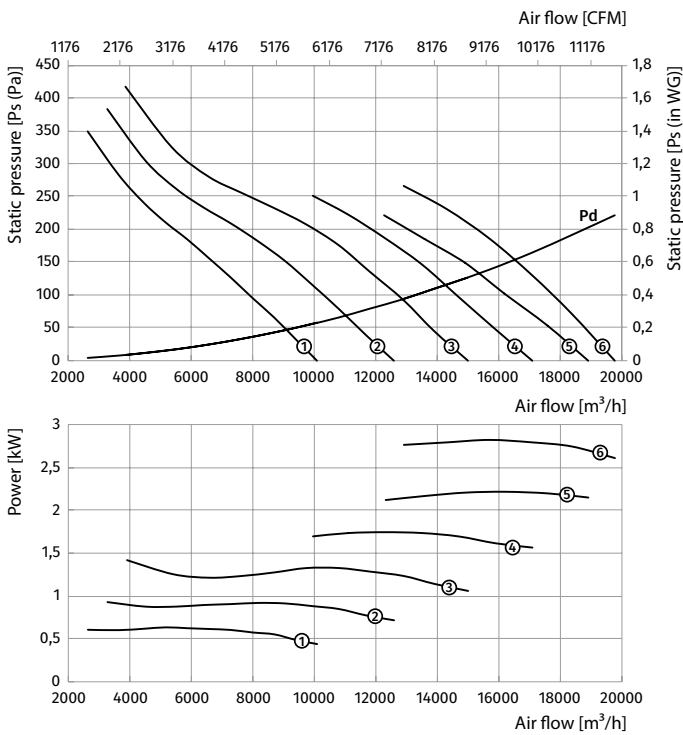
VDO-630...400/2

Size	Number of poles	Voltage [V/60 Hz]	Fans model	Installed motor power Ny [kW]	RPM [min ⁻¹]	Number of blades	Blade setting angle [°]	Weight [kg]	Lenght L [mm]	Curve number on graph
VDO-630-4/8D...400/2										
630	4/8	3~400	VDO-630-4/8D/0,8/0,2-6/20/AL	0,8/0,2	1728/864	6	20	48	400	①
			VDO-630-4/8D/1,2/0,3-6/25/AL	1,2/0,3	1728/864	6	25	45,5	400	②
			VDO-630-4/8D/1,6/0,4-6/30/AL	1,6/0,4	1728/864	6	30	48,5	400	③
			VDO-630-4/8D/2,2/0,55-6/35/AL	2,2/0,55	1728/864	6	35	60	500	④
			VDO-630-4/8D/2,2/0,55-6/40/AL	2,2/0,55	1728/864	6	40	60	500	⑤
			VDO-630-4/8D/2,8/0,7-9/40/AL	2,8/0,7	1728/864	9	40	64	500	⑥

VDO-630...400/2

Standard size: **630**
 Number of poles: **4**
 Fire resistance rating: **400/2**

Standard size: **630**
 Number of poles: **8**
 Fire resistance rating: **400/2**

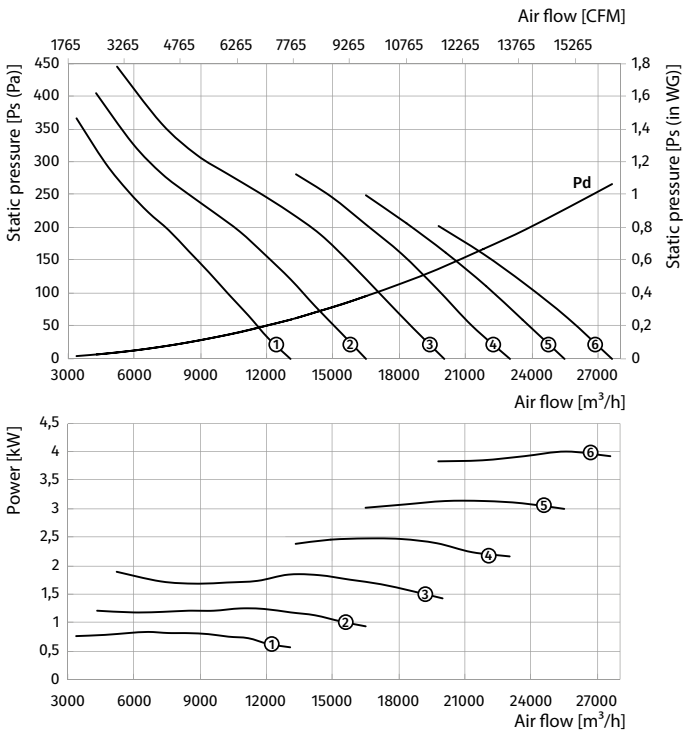


60 Hz

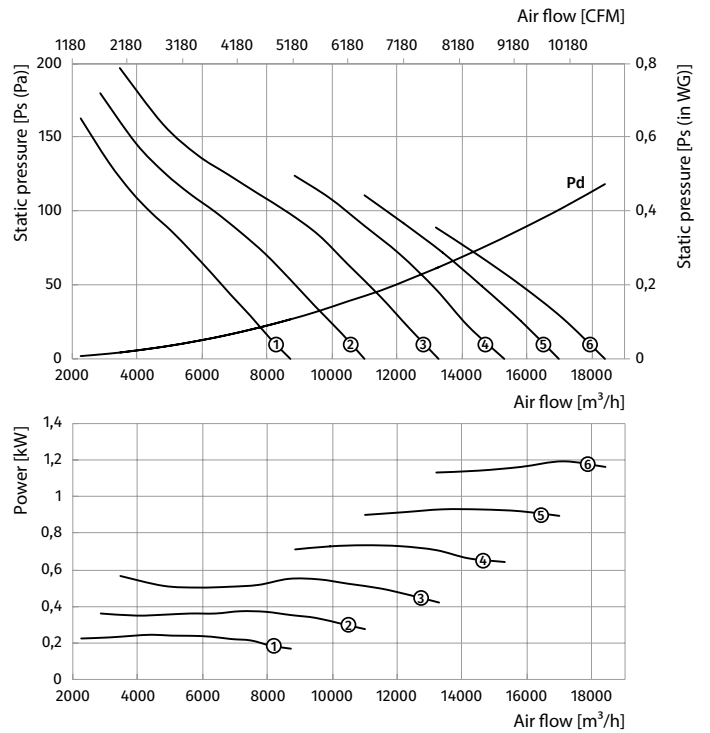
VDO-710...400/2

Size	Number of poles	Voltage [V/60 Hz]	Fans model	Installed motor power Ny [kW]	RPM [min ⁻¹]	Number of blades	Blade setting angle [°]	Weight [kg]	Lenght L [mm]	Curve number on graph
VDO-710-4D...400/2										
710	4	3~400	VDO-710-4D/0,75-6/20/AL	0,75	1728	6	20	49,5	400	①
			VDO-710-4D/1,1-6/25/AL	1,1	1728	6	25	50	400	②
			VDO-710-4D/1,5-6/30/AL	1,5	1728	6	30	55,5	400	③
			VDO-710-4D/2,2-6/35/AL	2,2	1728	6	35	59	400	④
			VDO-710-4D/3-6/40/AL	3	1728	6	40	77	500	⑤
			VDO-710-4D/3,7-6/45/AL	3,7	1728	6	45	77	500	⑥
VDO-710-6D...400/2										
710	6	3~400	VDO-710-6D/0,25-6/20/AL	0,25	1152	6	20	45	400	①
			VDO-710-6D/0,37-6/25/AL	0,37	1152	6	25	47,5	400	②
			VDO-710-6D/0,55-6/30/AL	0,55	1152	6	30	51,5	400	③
			VDO-710-6D/0,75-6/35/AL	0,75	1152	6	35	54,5	400	④
			VDO-710-6D/0,75-6/40/AL	0,75	1152	6	40	54,5	400	⑤
			VDO-710-6D/1,1-6/45/AL	1,1	1152	6	45	56	400	⑥

Standard size: 710
 Number of poles: 4
 Fire resistance rating: 400/2



Standard size: 710
 Number of poles: 6
 Fire resistance rating: 400/2



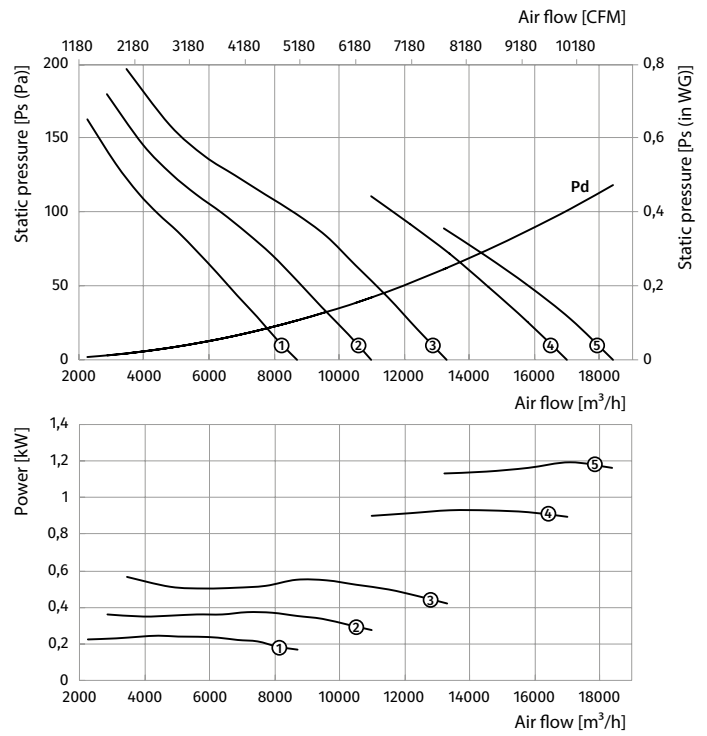
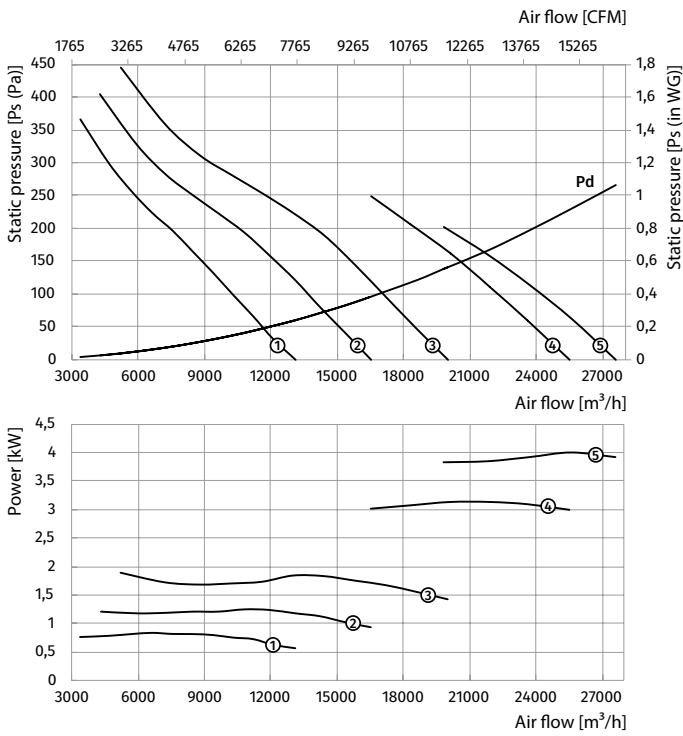
60 Hz

VDO-710...400/2

Size	Number of poles	Voltage [V/60 Hz]	Fans model	Installed motor power Ny [kW]	RPM [min ⁻¹]	Number of blades	Blade setting angle [°]	Weight [kg]	Lenght L [mm]	Curve number on graph
VDO-710-4/6D...400/2										
710	4/6	3~400	VDO-710-4/6D/1,1/0,3-6/20/AL	1,1/0,3	1728/1152	6	20	54	400	①
			VDO-710-4/6D/1,1/0,3-6/25/AL	1,1/0,3	1728/1152	6	25	54	400	②
			VDO-710-4/6D/1,5/0,37-6/30/AL	1,5/0,37	1728/1152	6	30	58	400	③
			VDO-710-4/6D/3/1-6/40/AL	3/1	1728/1152	6	40	81	500	④
			VDO-710-4/6D/4,5/1,5-6/45/AL	4,5/1,5	1728/1152	6	45	116	550	⑤

Standard size: 710
 Number of poles: 4
 Fire resistance rating: 400/2

Standard size: 710
 Number of poles: 6
 Fire resistance rating: 400/2



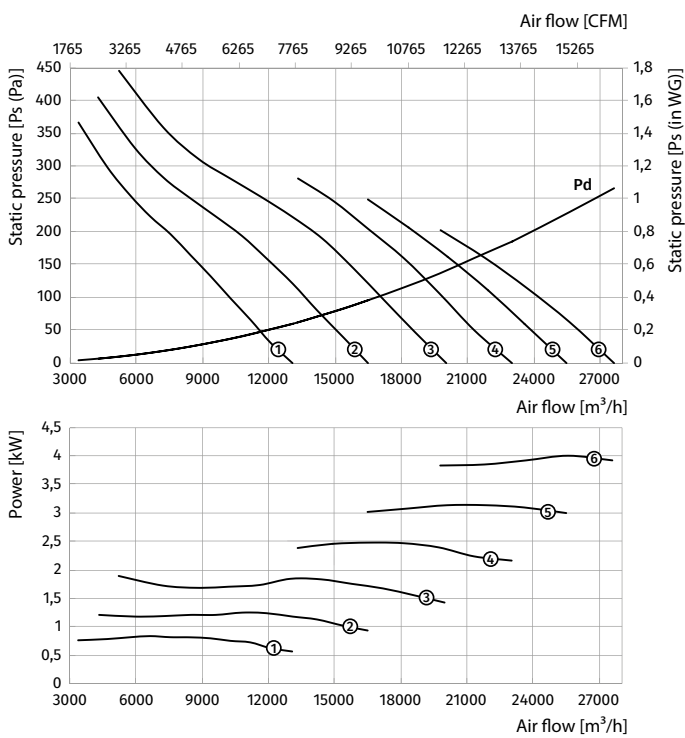
VDO-710...400/2

60 Hz

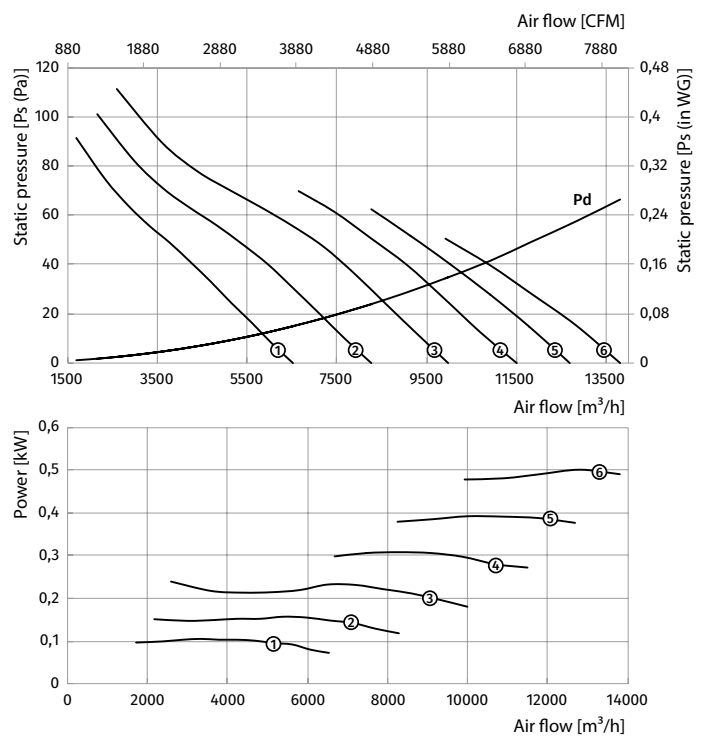
VDO-710...400/2

Size	Number of poles	Voltage [V/60 Hz]	Fans model	Installed motor power Ny [kW]	RPM [min ⁻¹]	Number of blades	Blade setting angle [°]	Weight [kg]	Length L [mm]	Curve number on graph
VDO-710-4/8D...400/2										
710	4/8	3~400	VDO-710-4/8D/0,8/0,2-6/20/AL	0,8/0,2	1728/864	6	20	53	400	①
			VDO-710-4/8D/1,2/0,3-6/25/AL	1,2/0,3	1728/864	6	25	58	400	②
			VDO-710-4/8D/1,6/0,4-6/30/AL	1,6/0,4	1728/864	6	30	61	400	③
			VDO-710-4/8D/2,2/0,55-6/35/AL	2,2/0,55	1728/864	6	35	75	500	④
			VDO-710-4/8D/2,8/0,7-6/40/AL	2,8/0,7	1728/864	6	40	78	500	⑤
			VDO-710-4/8D/3,8/1-6/45/AL	3,8/1	1728/864	6	45	87	500	⑥

Standard size: 710
 Number of poles: 4
 Fire resistance rating: 400/2



Standard size: 710
 Number of poles: 8
 Fire resistance rating: 400/2



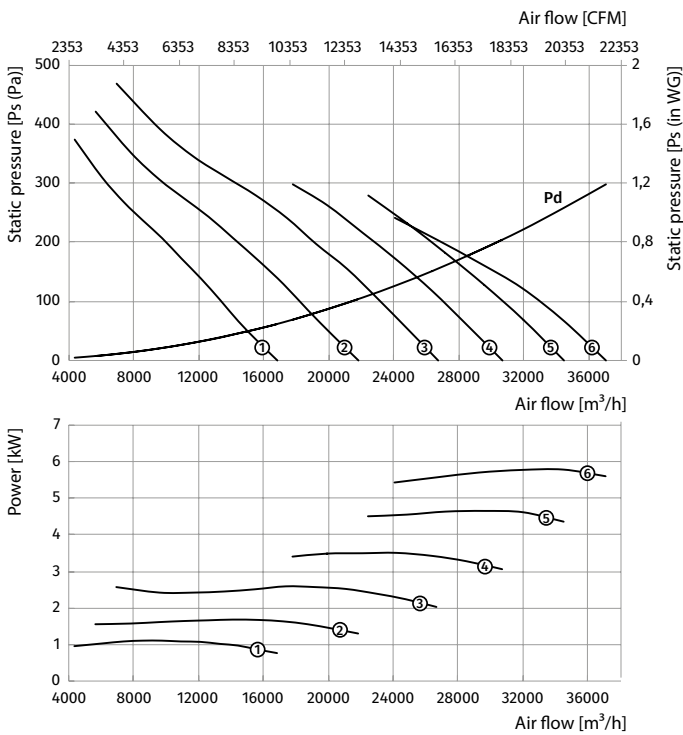
60 Hz

VDO-800...400/2

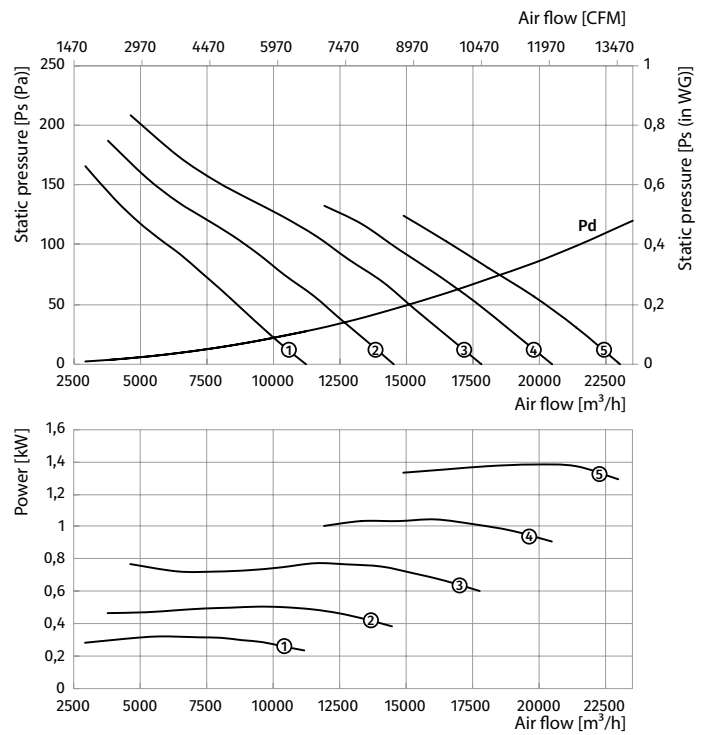
Size	Number of poles	Voltage [V/60 Hz]	Fans model	Installed motor power Ny [kW]	RPM [min ⁻¹]	Number of blades	Blade setting angle [°]	Weight [kg]	Lenght L [mm]	Curve number on graph
VDO-800-4D...400/2										
800	4	3~400	VDO-800-4D/1,1-6/20/AL	1,1	1728	6	20	54	400	①
			VDO-800-4D/1,5-6/25/AL	1,5	1728	6	25	59,5	400	②
			VDO-800-4D/2,2-6/30/AL	2,2	1728	6	30	63	400	③
			VDO-800-4D/3,7-6/35/AL	3,7	1728	6	35	81,5	500	④
			VDO-800-4D/4,5-6/40/AL	4,5	1728	6	40	74	500	⑤
			VDO-800-4D/5,5-6/45/AL	5,5	1728	6	45	93,5	500	⑥
VDO-800-6D...400/2										
800	6	3~400	VDO-800-6D/0,37-6/20/AL	0,37	1152	6	20	51,5	400	①
			VDO-800-6D/0,55-6/25/AL	0,55	1152	6	25	55,5	400	②
			VDO-800-6D/0,75-6/30/AL	0,75	1152	6	30	58,5	400	③
			VDO-800-6D/1,1-6/35/AL	1,1	1152	6	35	60	400	④
			VDO-800-6D/1,1-6/40/AL	1,1	1152	6	40	60	400	⑤

VDO-800...400/2

Standard size: **800**
 Number of poles: **4**
 Fire resistance rating: **400/2**



Standard size: **800**
 Number of poles: **6**
 Fire resistance rating: **400/2**

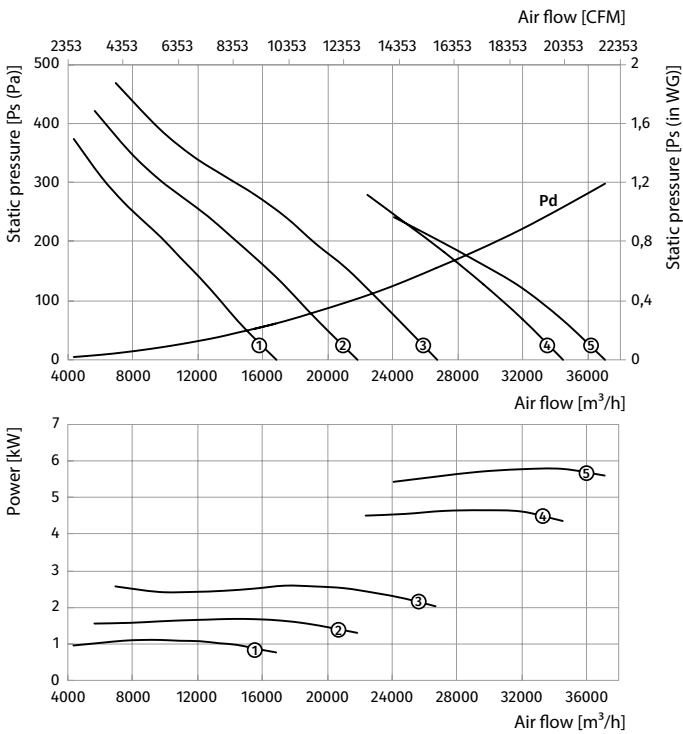


60 Hz

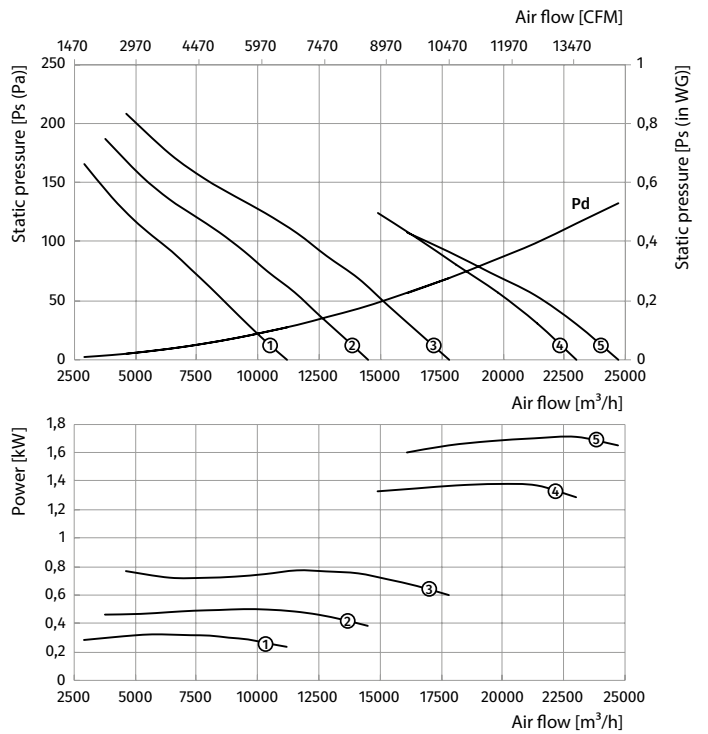
VDO-800...400/2

Size	Number of poles	Voltage [V/60 Hz]	Fans model	Installed motor power Ny [kW]	RPM [min ⁻¹]	Number of blades	Blade setting angle [°]	Weight [kg]	Lenght L [mm]	Curve number on graph
VDO-800-4/6D...400/2										
800	4/6	3~400	VDO-800-4/6D/1,1/0,3-6/20/AL	1,1/0,3	1728/1152	6	20	58	400	①
			VDO-800-4/6D/1,5/0,37-6/25/AL	1,5/0,37	1728/1152	6	25	62	400	②
			VDO-800-4/6D/3/1-6/30/AL	3/1	1728/1152	6	30	87,5	500	③
			VDO-800-4/6D/4,5/1,5-6/40/AL	4,5/1,5	1728/1152	6	40	124	550	④
			VDO-800-4/6D/6/2,2-6/45/AL	6/2,2	1728/1152	6	45	136	550	⑤

Standard size: **800**
 Number of poles: **4**
 Fire resistance rating: **400/2**



Standard size: **800**
 Number of poles: **6**
 Fire resistance rating: **400/2**



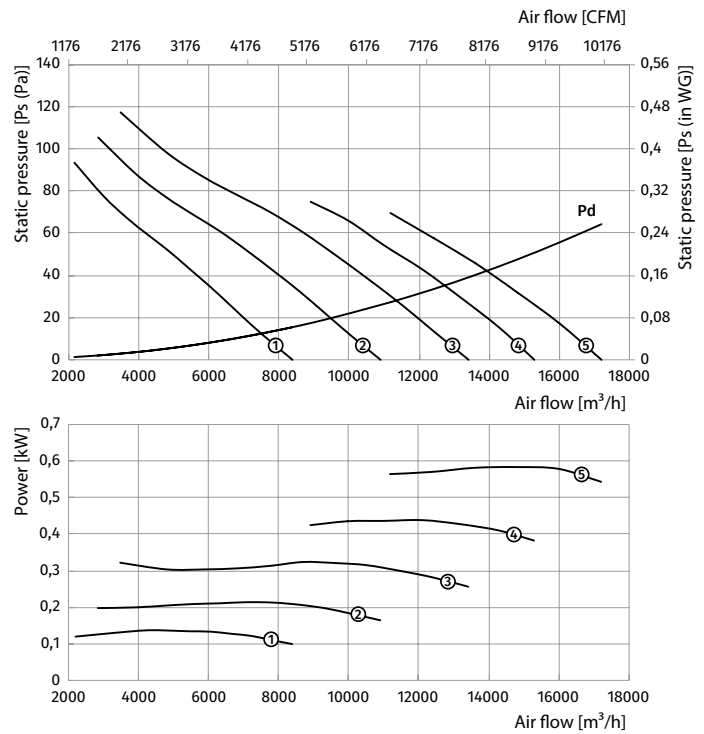
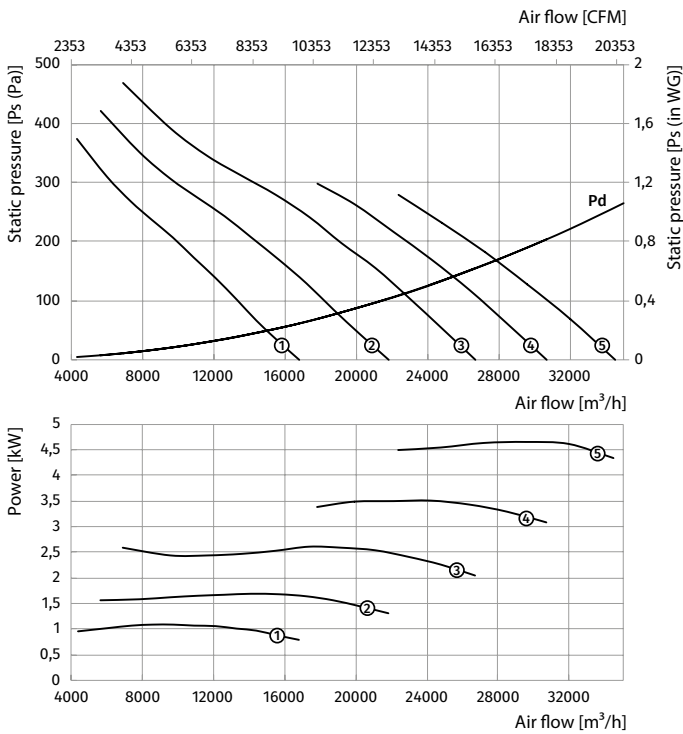
60 Hz

VDO-800...400/2

Size	Number of poles	Voltage [V/60 Hz]	Fans model	Installed motor power Ny [kW]	RPM [min ⁻¹]	Number of blades	Blade setting angle [°]	Weight [kg]	Lenght L [mm]	Curve number on graph
VDO-800-4/8D...400/2										
800	4/8	3~400	VDO-800-4/8D/1,2/0,3-6/20/AL	1,2/0,3	1728/864	6	20	62	400	①
			VDO-800-4/8D/1,6/0,4-6/25/AL	1,6/0,4	1728/864	6	25	65	400	②
			VDO-800-4/8D/2,2/0,55-6/30/AL	2,2/0,55	1728/864	6	30	79,5	500	③
			VDO-800-4/8D/3,8/1-6/35/AL	3,8/1	1728/864	6	35	93,5	500	④
			VDO-800-4/8D/5/1,3-6/40/AL	5/1,3	1728/864	6	40	124	550	⑤

Standard size: **800**
 Number of poles: **4**
 Fire resistance rating: **400/2**

Standard size: **800**
 Number of poles: **8**
 Fire resistance rating: **400/2**



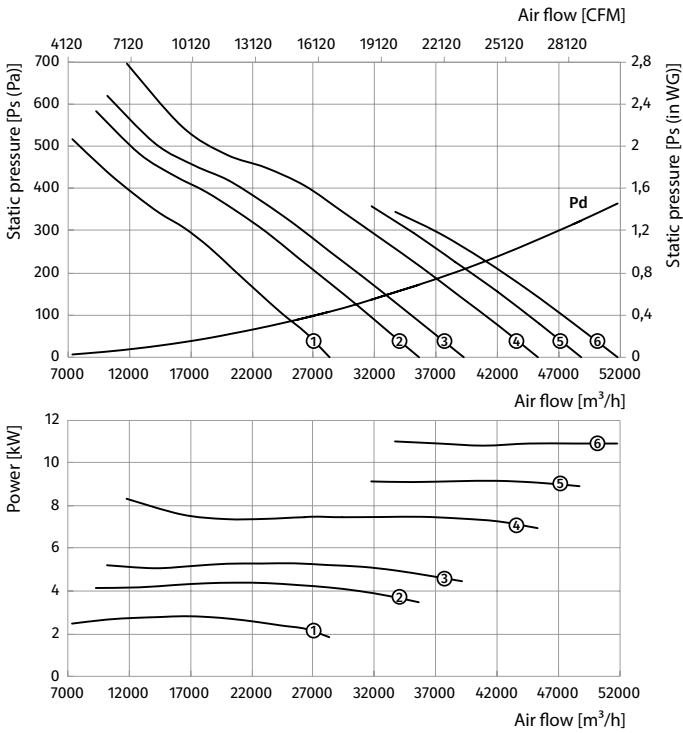
VDO-800...400/2

60 Hz

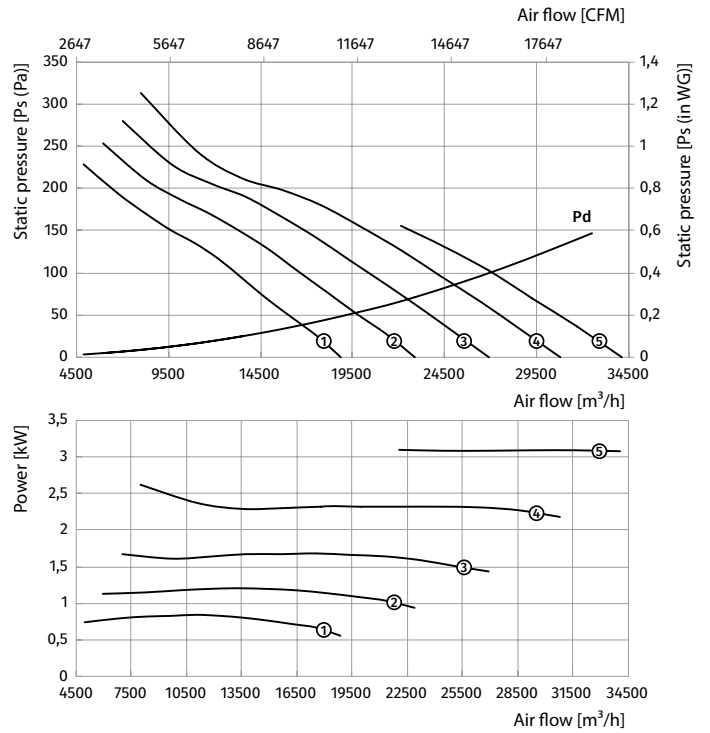
VDO-900...400/2

Size	Number of poles	Voltage [V/60 Hz]	Fans model	Installed motor power Ny [kW]	RPM [min ⁻¹]	Number of blades	Blade setting angle [°]	Weight [kg]	Length L [mm]	Curve number on graph
VDO-900-4D...400/2										
900	4	3~400	VDO-900-4D/3-3/20/AL	3	1728	3	20	100	550	①
			VDO-900-4D/4,5-3/26/AL	4,5	1728	3	26	92	550	②
			VDO-900-4D/5,5-3/29/AL	5,5	1728	3	29	112	550	③
			VDO-900-4D/7,5-3/35/AL	7,5	1728	3	35	158,5	600	④
			VDO-900-4D/9,2-3/39/AL	9,2	1728	3	39	160,5	600	⑤
			VDO-900-4D/11-3/43/AL	11	1728	3	43	163,5	600	⑥
VDO-900-6D...400/2										
900	6	3~400	VDO-900-6D/0,75-3/20/AL	0,75	1152	3	20	75,5	450	①
			VDO-900-6D/1,1-3/25/AL	1,1	1152	3	25	77	450	②
			VDO-900-6D/1,5-3/30/AL	1,5	1152	3	30	104	550	③
			VDO-900-6D/2,2-3/36/AL	2,2	1152	3	36	95,5	550	④
			VDO-900-6D/3-3/42/AL	3	1152	3	42	108	550	⑤

Standard size: 900
 Number of poles: 4
 Fire resistance rating: 400/2



Standard size: 900
 Number of poles: 6
 Fire resistance rating: 400/2



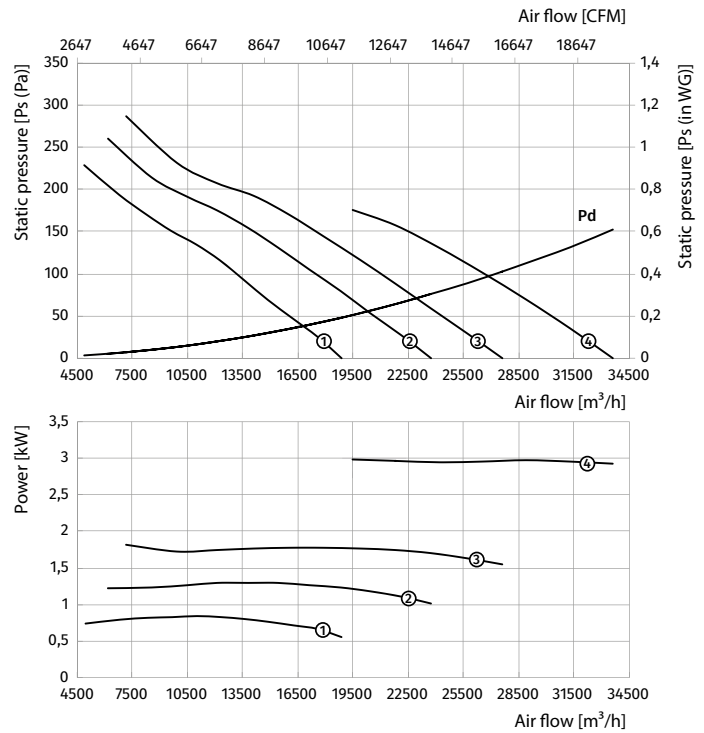
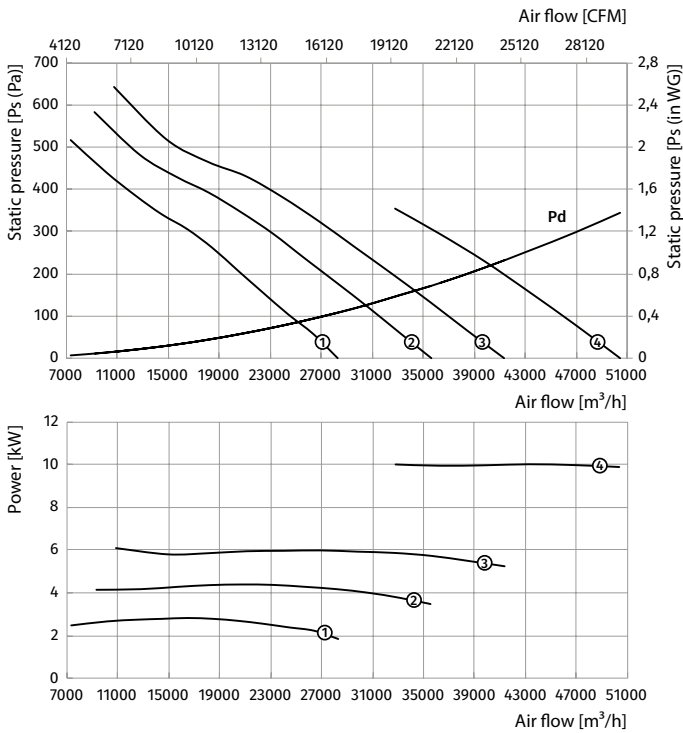
60 Hz

VDO-900...400/2

Size	Number of poles	Voltage [V/60 Hz]	Fans model	Installed motor power Ny [kW]	RPM [min ⁻¹]	Number of blades	Blade setting angle [°]	Weight [kg]	Lenght L [mm]	Curve number on graph
VDO-900-4/6D...400/2										
900	4/6	3~400	VDO-900-4/6D/3/1-3/20/AL	3/1	1728/1152	3	20	106	550	①
			VDO-900-4/6D/4,5/1,5-3/26/AL	4,5/1,5	1728/1152	3	26	158,5	600	②
			VDO-900-4/6D/6/2,2-3/31/AL	6/2,2	1728/1152	3	31	170,5	600	③
			VDO-900-4/6D/10/3,3-3/41/AL	10/3,3	1728/1152	3	41	232,5	750	④

Standard size: **900**
 Number of poles: **4**
 Fire resistance rating: **400/2**

Standard size: **900**
 Number of poles: **6**
 Fire resistance rating: **400/2**



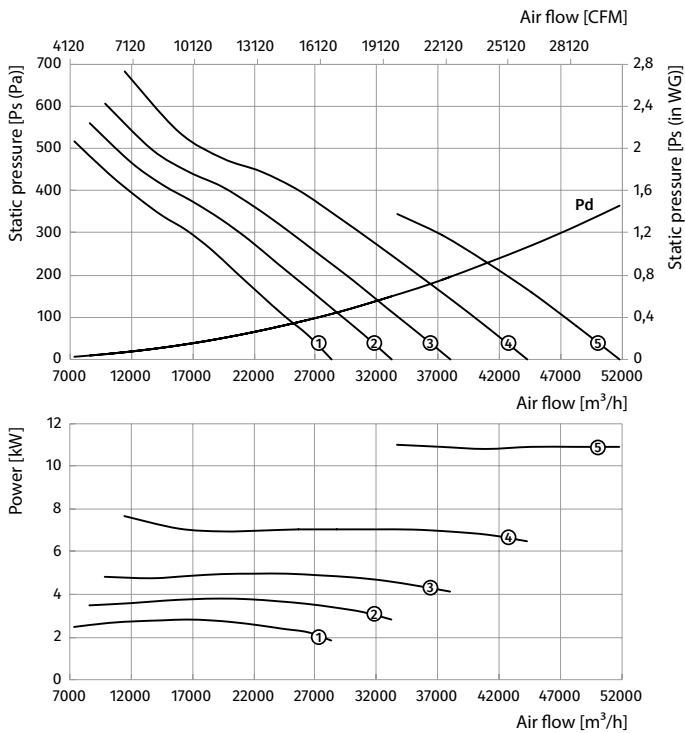
VDO-900...400/2

60 Hz

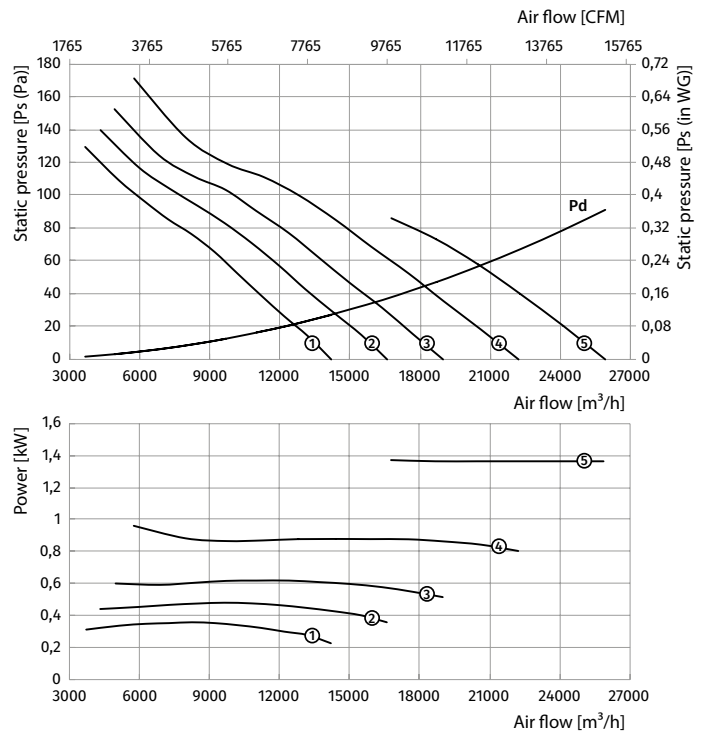
VDO-900...400/2

Size	Number of poles	Voltage [V/60 Hz]	Fans model	Installed motor power Ny [kW]	RPM [min ⁻¹]	Number of blades	Blade setting angle [°]	Weight [kg]	Lenght L [mm]	Curve number on graph
VDO-900-4/8D...400/2										
900	4/8	3~400	VDO-900-4/8D/2,8/0,7-3/20/AL	2,8/0,7	1728/864	3	20	100,5	550	①
			VDO-900-4/8D/3,8/1-3/24/AL	3,8/1	1728/864	3	24	112	550	②
			VDO-900-4/8D/5,1/3-3/28/AL	5,1/3	1728/864	3	28	158,5	600	③
			VDO-900-4/8D/7,2/1,8-3/34/AL	7,2/1,8	1728/864	3	34	170,5	600	④
			VDO-900-4/8D/11/3-3/43/AL	11/3	1728/864	3	43	231,5	750	⑤

Standard size: 900
 Number of poles: 4
 Fire resistance rating: 400/2



Standard size: 900
 Number of poles: 8
 Fire resistance rating: 400/2



60 Hz

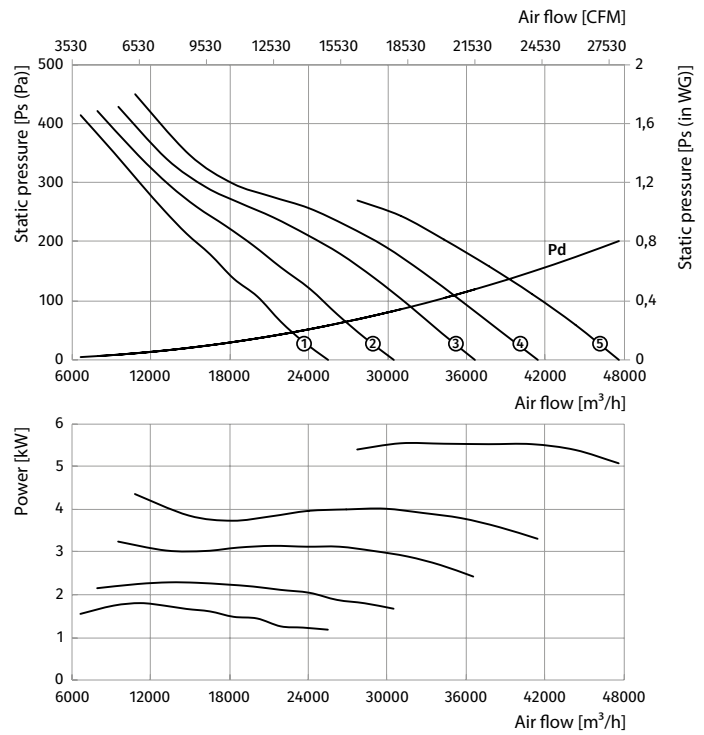
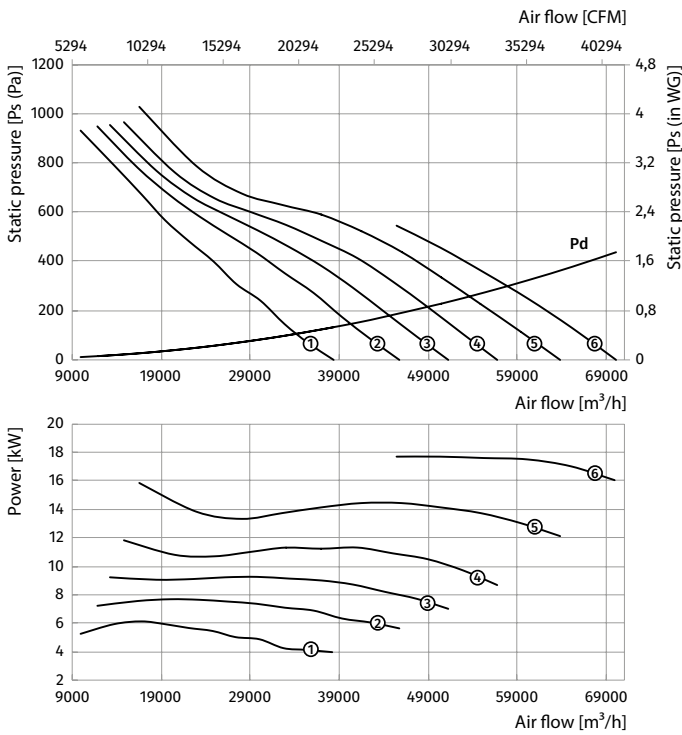
VDO-1000...400/2

Size	Number of poles	Voltage [V/60 Hz]	Fans model	Installed motor power Ny [kW]	RPM [min ⁻¹]	Number of blades	Blade setting angle [°]	Weight [kg]	Lenght L [mm]	Curve number on graph
VDO-1000-4D...400/2										
1000	4	3~400	VDO-1000-4D/5,5-5/20/AL	5,5	1728	5	20	120,5	550	①
			VDO-1000-4D/7,5-5/24/AL	7,5	1728	5	24	169	600	②
			VDO-1000-4D/9,2-5/27/AL	9,2	1728	5	27	171	600	③
			VDO-1000-4D/11-5/30/AL	11	1728	5	30	174	600	④
			VDO-1000-4D/15-5/34/AL	15	1728	5	34	230	750	⑤
			VDO-1000-4D/18,5-5/38/AL	18,5	1728	5	38	247	750	⑥
VDO-1000-6D...400/2										
1000	6	3~400	VDO-1000-6D/1,5-5/20/AL	1,5	1152	5	20	112,5	550	①
			VDO-1000-6D/2,2-5/24/AL	2,2	1152	5	24	104	550	②
			VDO-1000-6D/3-5/29/AL	3	1152	5	29	116,5	550	③
			VDO-1000-6D/4,5-5/33/AL	4,5	1152	5	33	160	600	④
			VDO-1000-6D/5,5-5/39/AL	5,5	1152	5	39	165	600	⑤

VDO-1000...400/2

Standard size: 1000
 Number of poles: 4
 Fire resistance rating: 400/2

Standard size: 1000
 Number of poles: 6
 Fire resistance rating: 400/2

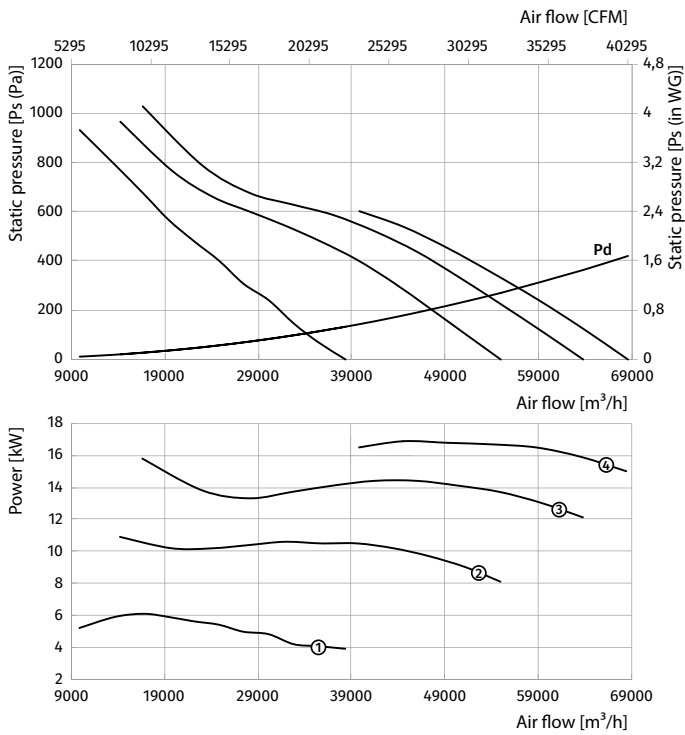


60 Hz

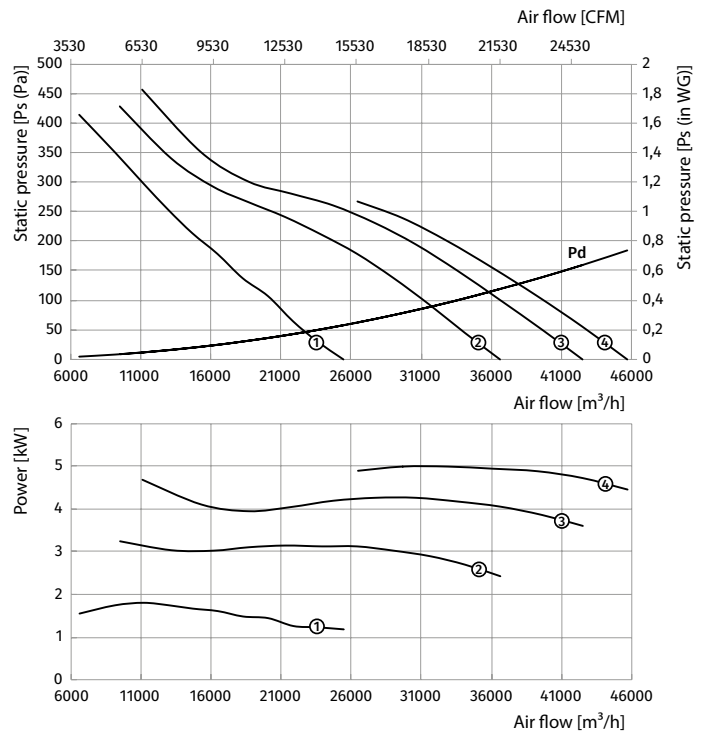
VDO-1000...400/2

Size	Number of poles	Voltage [V/60 Hz]	Fans model	Installed motor power Ny [kW]	RPM [min ⁻¹]	Number of blades	Blade setting angle [°]	Weight [kg]	Length L [mm]	Curve number on graph
VDO-1000-4/6D...400/2										
1000	4/6	3~400	VDO-1000-4/6D/6/2,2-5/20/AL	6/2,2	1728/1152	5	20	181	600	①
			VDO-1000-4/6D/10/3,3-5/29/AL	10/3,3	1728/1152	5	29	245	750	②
			VDO-1000-4/6D/14/4,5-5/34/AL	14/4,5	1728/1152	5	34	260	750	③
			VDO-1000-4/6D/16/6,5-5/37/AL	16/6,5	1728/1152	5	37	329	800	④
			VDO-1000-4/6D/16/6,5-6/45/AL	16/6,5	1440/960	6	45	330,5	800	⑤

Standard size: 1000
 Number of poles: 4
 Fire resistance rating: 400/2



Standard size: 1000
 Number of poles: 6
 Fire resistance rating: 400/2



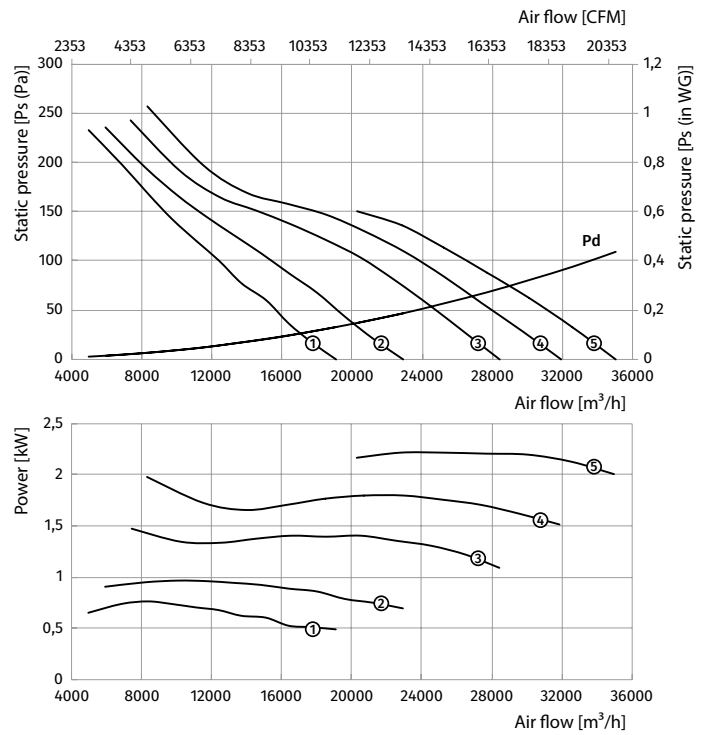
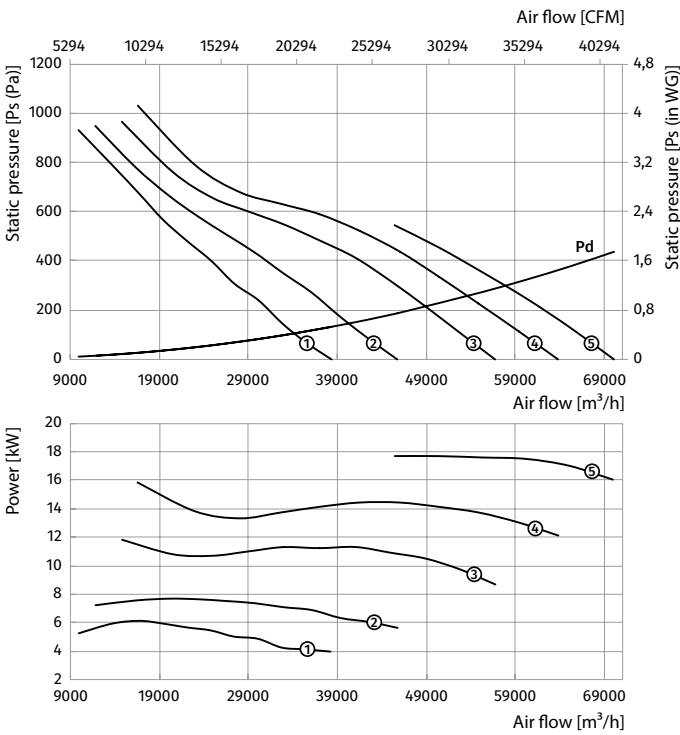
60 Hz

VDO-1000...400/2

Size	Number of poles	Voltage [V/60 Hz]	Fans model	Installed motor power Ny [kW]	RPM [min ⁻¹]	Number of blades	Blade setting angle [°]	Weight [kg]	Lenght L [mm]	Curve number on graph
VDO-1000-4/8D...400/2										
1000	4/8	3~400	VDO-1000-4/8D/5/1,3-5/20/AL	5/1,3	1728/864	5	20	169	600	①
			VDO-1000-4/8D/7,2/1,8-5/24/AL	7,2/1,8	1728/864	5	24	181	600	②
			VDO-1000-4/8D/11/3-5/30/AL	11/3	1728/864	5	30	244	750	③
			VDO-1000-4/8D/14/3,5-5/34/AL	14/3,5	1728/864	5	34	260	750	④
			VDO-1000-4/8D/17/4,3-5/38/AL	17/4,3	1728/864	5	38	296	800	⑤

Standard size: 1000
 Number of poles: 4
 Fire resistance rating: 400/2

Standard size: 1000
 Number of poles: 8
 Fire resistance rating: 400/2



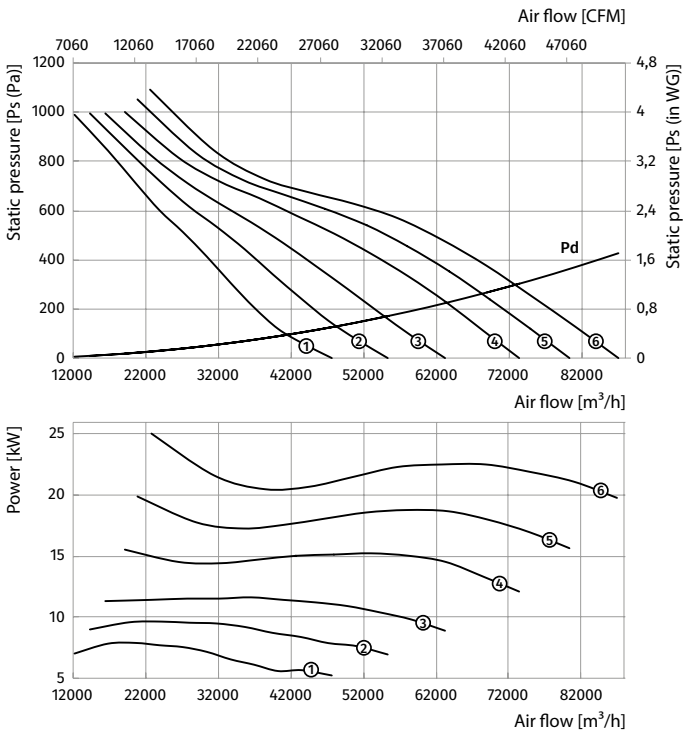
VDO-1000...400/2

60 Hz

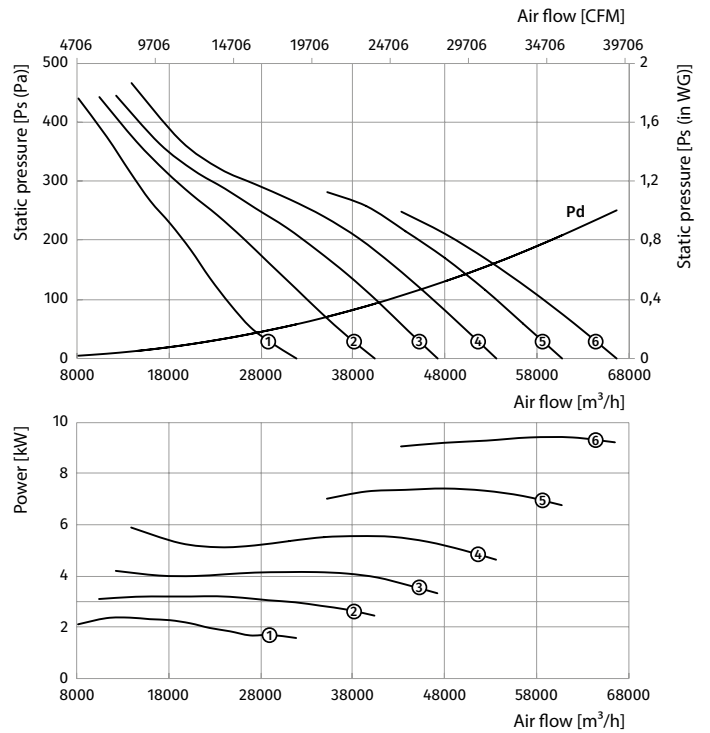
VDO-1120...400/2

Size	Number of poles	Voltage [V/60 Hz]	Fans model	Installed motor power Ny [kW]	RPM [min ⁻¹]	Number of blades	Blade setting angle [°]	Weight [kg]	Lenght L [mm]	Curve number on graph
VDO-1120-4D...400/2										
1120	4	3~400	VDO-1120-4D/7,5-5/20/AL	7,5	1728	5	20	187	600	①
			VDO-1120-4D/9,2-5/23/AL	9,2	1728	5	23	189	600	②
			VDO-1120-4D/11-5/26/AL	11	1728	5	26	192	600	③
			VDO-1120-4D/15-5/30/AL	15	1728	5	30	282	750	④
			VDO-1120-4D/18,5-5/33/AL	18,5	1728	5	33	299	750	⑤
			VDO-1120-4D/22-5/36/AL	22	1728	5	36	339	800	⑥
VDO-1120-6D...400/2										
1120	6	3~400	VDO-1120-6D/2,2-5/20/AL	2,2	1152	5	20	136	550	①
			VDO-1120-6D/3-5/25/AL	3	1152	5	25	149	550	②
			VDO-1120-6D/4,5-5/29/AL	4,5	1152	5	29	178	600	③
			VDO-1120-6D/5,5-5/33/AL	5,5	1152	5	33	183	600	④
			VDO-1120-6D/7,5-5/38/AL	7,5	1152	5	38	194	600	⑤
			VDO-1120-6D/9,2-5/43/AL	9,2	1152	5	43	286	750	⑥

Standard size: 1120
 Number of poles: 4
 Fire resistance rating: 400/2



Standard size: 1120
 Number of poles: 6
 Fire resistance rating: 400/2



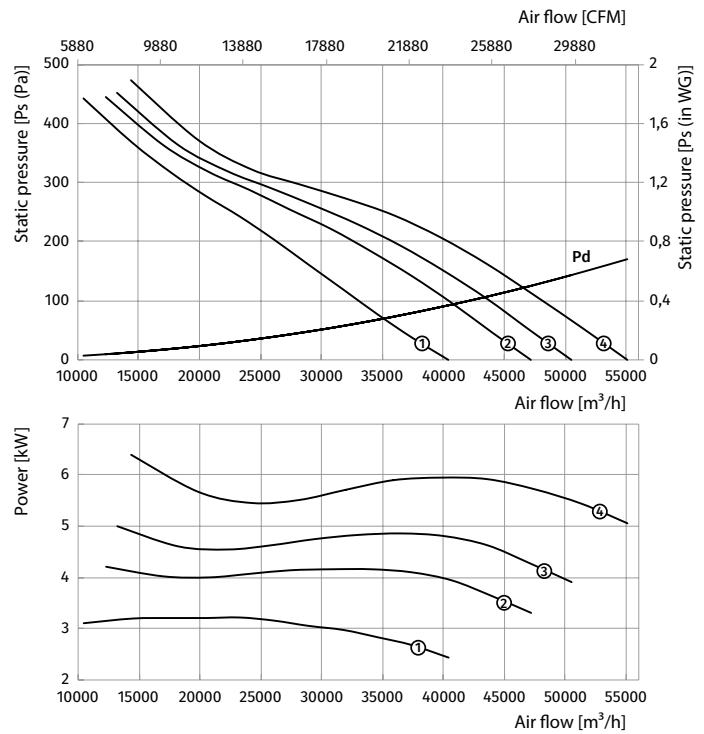
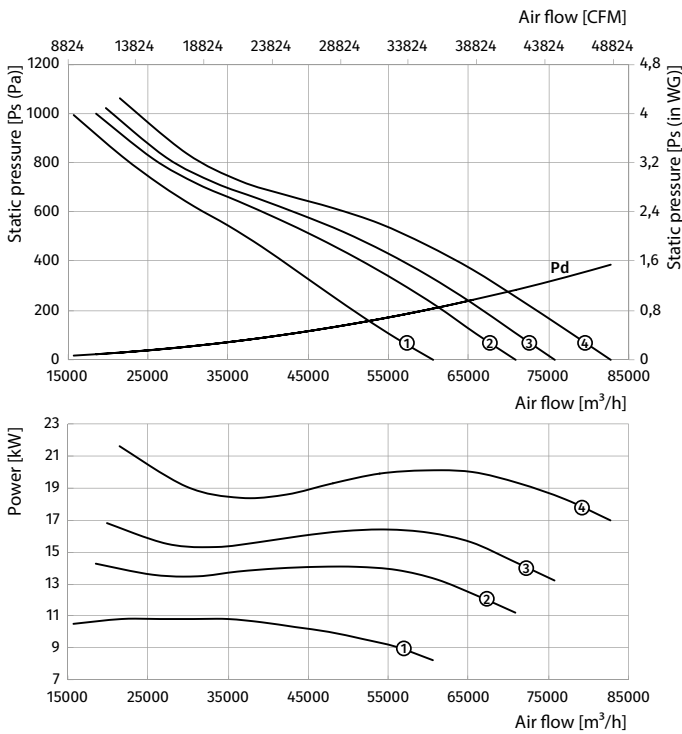
60 Hz

VDO-1120...400/2

Size	Number of poles	Voltage [V/60 Hz]	Fans model	Installed motor power Ny [kW]	RPM [min ⁻¹]	Number of blades	Blade setting angle [°]	Weight [kg]	Lenght L [mm]	Curve number on graph
VDO-1120-4/8D...400/2										
1120	4/6	3~400	VDO-1120-4/6D/10/3,3-5/25/AL	10/3,3	1728/1152	5	25	297	750	①
			VDO-1120-4/6D/14/4,5-5/29/AL	14/4,5	1728/1152	5	29	312	750	②
			VDO-1120-4/6D/16/6,5-5/31/AL	16/6,5	1728/1152	5	31	384	800	③
			VDO-1120-4/6D/20/8,5-5/34/AL	20/8,5	1728/1152	5	34	387	800	④

Standard size: 1120
 Number of poles: 4
 Fire resistance rating: 400/2

Standard size: 1120
 Number of poles: 6
 Fire resistance rating: 400/2



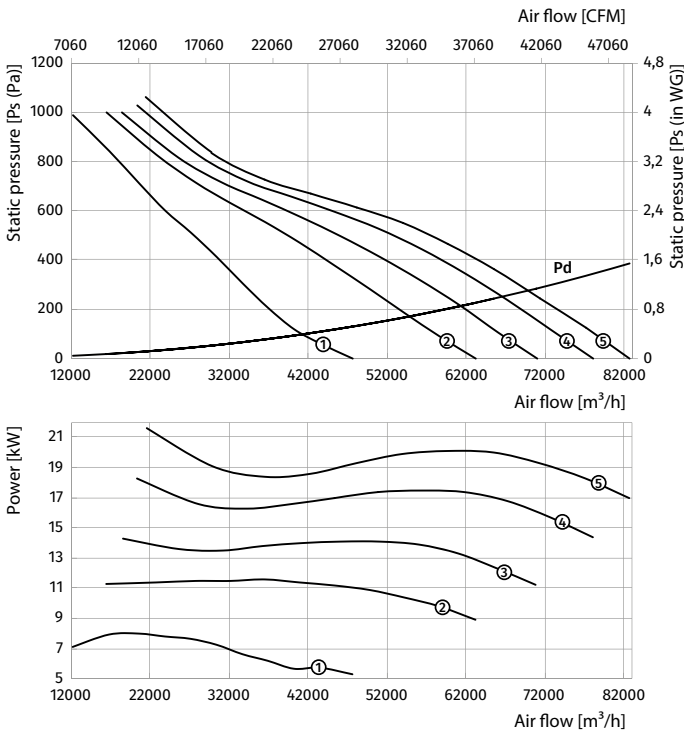
VDO-1120...400/2

60 Hz

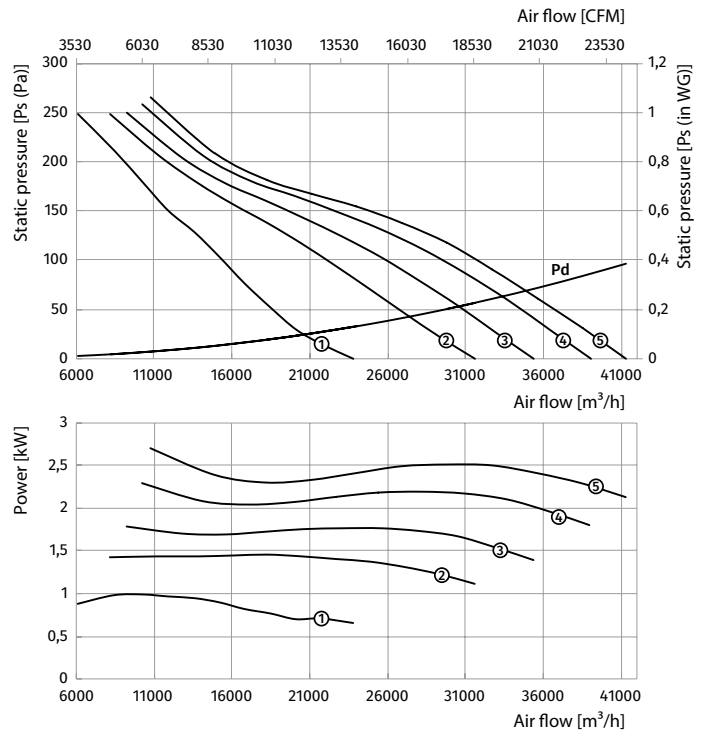
VDO-1120...400/2

Size	Number of poles	Voltage [V/60 Hz]	Fans model	Installed motor power Ny [kW]	RPM [min ⁻¹]	Number of blades	Blade setting angle [°]	Weight [kg]	Lenght L [mm]	Curve number on graph
VDO-1120-4/6D...400/2										
1120	4/8	3~400	VDO-1120-4/8D/7,2/1,8-5/20/AL	7,2/1,8	1728/864	5	20	199	600	①
			VDO-1120-4/8D/11/3-5/26/AL	11/3	1728/864	5	26	296	750	②
			VDO-1120-4/8D/14/3,5-5/29/AL	14/3,5	1728/864	5	29	312	750	③
			VDO-1120-4/8D/17/4,3-5/32/AL	17/4,3	1728/864	5	32	351	800	④
			VDO-1120-4/8D/20/5-5/34/AL	20/5	1728/864	5	34	379	800	⑤

Standard size: 1120
 Number of poles: 4
 Fire resistance rating: 400/2



Standard size: 1120
 Number of poles: 8
 Fire resistance rating: 400/2



60 Hz

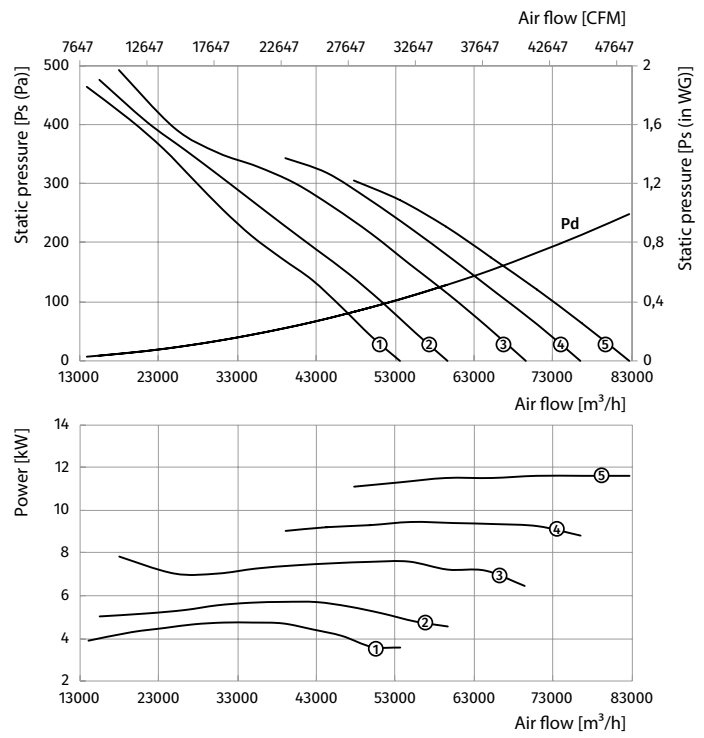
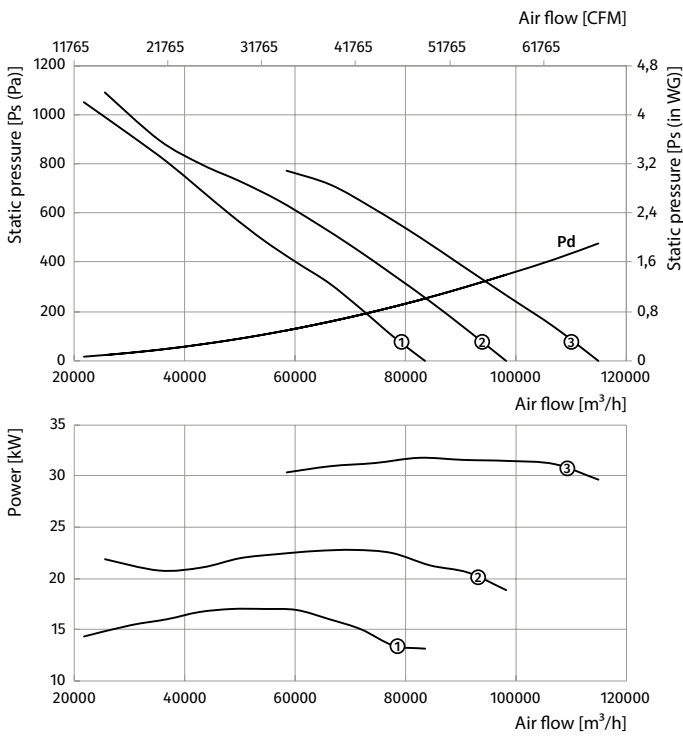
VDO-1250...400/2

Size	Number of poles	Voltage [V/60 Hz]	Fans model	Installed motor power Ny [kW]	RPM [min ⁻¹]	Number of blades	Blade setting angle [°]	Weight [kg]	Lenght L [mm]	Curve number on graph
VDO-1250-4D...400/2										
1250	4	3~400	VDO-1250-4D/18,5-4/23/AL	18,5	1728	4	23	320,5	750	①
			VDO-1250-4D/22-4/28/AL	22	1728	4	28	361,5	800	②
			VDO-1250-4D/30-4/34/AL	30	1728	4	34	423	850	③
VDO-1250-6D...400/2										
1250	6	3~400	VDO-1250-6D/4,5-4/22/AL	4,5	1152	4	22	216,5	600	①
			VDO-1250-6D/5,5-4/25/AL	5,5	1152	4	25	221,5	600	②
			VDO-1250-6D/7,5-4/30/AL	7,5	1152	4	30	232,5	600	③
			VDO-1250-6D/9,2-4/34/AL	9,2	1152	4	34	307,5	750	④
			VDO-1250-6D/11-4/38/AL	11	1152	4	38	320,5	750	⑤

VDO-1250...400/2

Standard size: 1250
 Number of poles: 4
 Fire resistance rating: 400/2

Standard size: 1250
 Number of poles: 6
 Fire resistance rating: 400/2



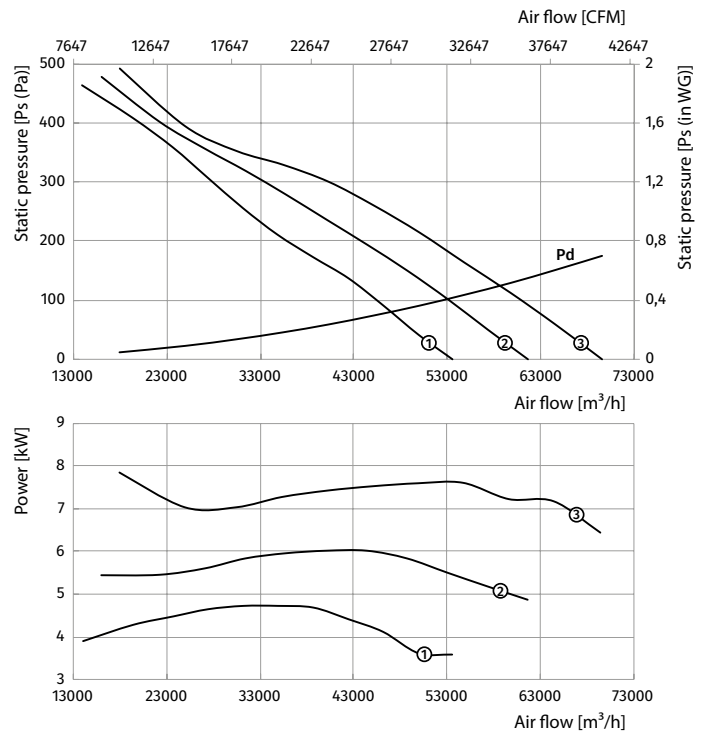
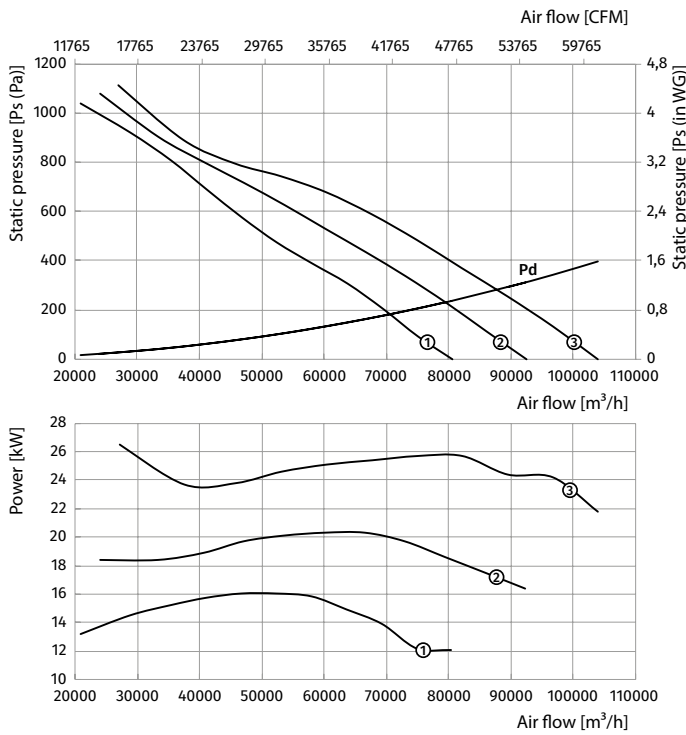
60 Hz

VDO-1250...400/2

Size	Number of poles	Voltage [V/60 Hz]	Fans model	Installed motor power Ny [kW]	RPM [min ⁻¹]	Number of blades	Blade setting angle [°]	Weight [kg]	Lenght L [mm]	Curve number on graph
VDO-1250-4/6D...400/2										
1250	4/6	3~400	VDO-1250-4/6D/16/6,5-4/22/AL	16/6,5	1728/1152	4	22	406,5	800	①
			VDO-1250-4/6D/20/8,5-4/26/AL	20/8,5	1728/1152	4	26	409,5	800	②
			VDO-1250-4/6D/26/9-4/30/AL	26/9	1728/1152	4	30	508	850	③

Standard size: 1250
 Number of poles: 4
 Fire resistance rating: 400/2

Standard size: 1250
 Number of poles: 6
 Fire resistance rating: 400/2



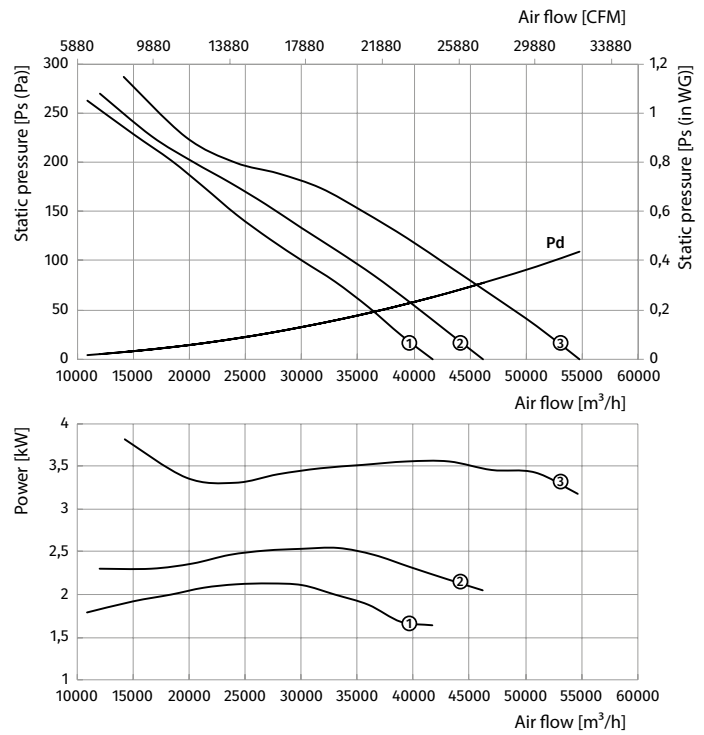
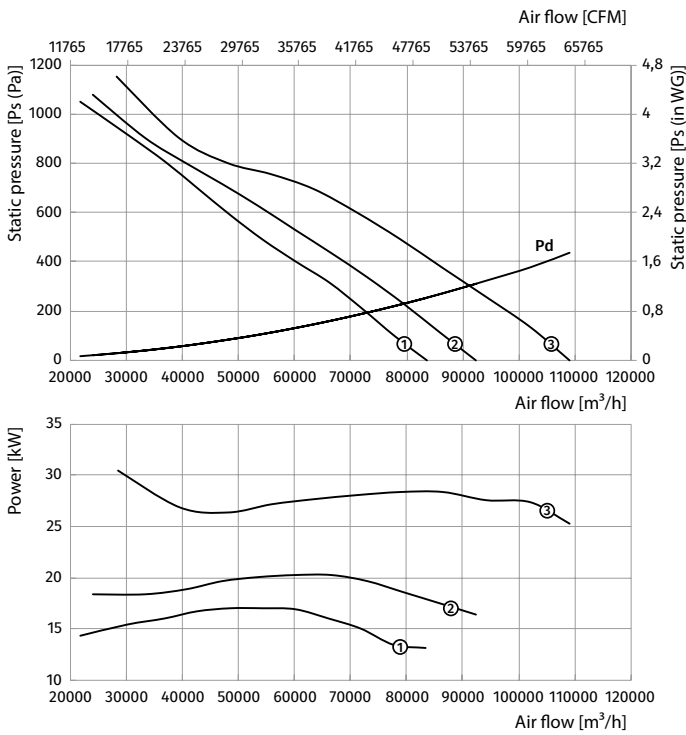
60 Hz

VDO-1250...400/2

Size	Number of poles	Voltage [V/60 Hz]	Fans model	Installed motor power Ny [kW]	RPM [min ⁻¹]	Number of blades	Blade setting angle [°]	Weight [kg]	Lenght L [mm]	Curve number on graph
VDO-1250-4/8D...400/2										
1250	4/8	3~400	VDO-1250-4/8D/17/4,3-4/23/AL	17/4,3	1728/864	4	23	373,5	800	①
			VDO-1250-4/8D/20/5-4/26/AL	20/5	1728/864	4	26	401,5	800	②
			VDO-1250-4/8D/28/6,5-4/32/AL	28/6,5	1728/864	4	32	463	850	③

















Standard size: 1250
 Number of poles: 4
 Fire resistance rating: 400/2

Standard size: 1250
 Number of poles: 8
 Fire resistance rating: 400/2








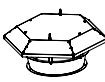
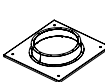
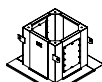








VDO-1250...400/2

■ VPVO and VDO fan accessory selection table

Fan		Ø 400	Ø 450	Ø 500	Ø 560	Ø 630
Carrier		O-VO-400	O-VO-450	O-VO-500	O-VO-560	O-VO-630
Flange		F-VO-400	F-VO-450	F-VO-500	F-VO-560	F-VO-630
Flexible joint		VVGF-VO-400	VVGF-VO-450	VVGF-VO-500	VVGF-VO-560	VVGF-VO-630
Flexible joint up to 400 °C		VVGF-VO-400 - 400/2	VVGF-VO-450 - 400/2	VVGF-VO-500 - 400/2	VVGF-VO-560 - 400/2	VVGF-VO-630 - 400/2
Hood		Z-VO-400	Z-VO-450	Z-VO-500	Z-VO-560	Z-VO-630
Roof adapter		PK-VO-400	PK-VO-450	PK-VO-500	PK-VO-560	PK-VO-630
Mounting curb		SM-VO-400-450		SM-VO-500	SM-VO-560-630	
Inlet cone		VK-VO-400	VK-VO-450	VK-VO-500	VK-VO-560	VK-VO-630
Backdraft damper		KOM-VO-400 KOM-VO-400-400/2	KOM-VO-450 KOM-VO-450-400/2	KOM-VO-500 KOM-VO-500-400/2	KOM-VO-560 KOM-VO-560-400/2	KOM-VO-630 KOM-VO-630-400/2
Backdraft damper		KOM1-VO-400	KOM1-VO-450	KOM1-VO-500	KOM1-VO-560	KOM1-VO-630
Silencer		SR-400-1D	SR-450-1D	SR-500-1D	SR-560-1D	SR-630-1D
		SR-400-1.5D	SR-450-1.5D	SR-500-1.5D	SR-560-1.5D	SR-630-1.5D
		SR-400-2D	SR-450-2D	SR-500-2D	SR-560-2D	SR-630-2D
Silencer		SRV-400-1D	SRV-450-1D	SRV-500-1D	SRV-560-1D	SRV-630-1D
		SRV-400-1.5D	SRV-450-1.5D	SRV-500-1.5D	SRV-560-1.5D	SRV-630-1.5D
		SRV-400-2D	SRV-450-2D	SRV-500-2D	SRV-560-2D	SRV-630-2D
Protective mesh		SZ-VO-400	SZ-VO-450	SZ-VO-500	SZ-VO-560	SZ-VO-630
Spring-loaded antivibration mount		VVCp*	VVCp*	VVCp*	VVCp*	VVCp*
Rubber antivibration mount		VVCr*	VVCr*	VVCr*	VVCr*	VVCr*

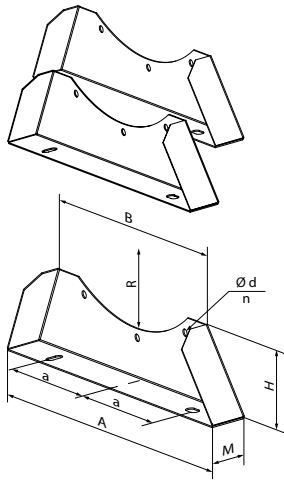
* selection according to the fan weight

60 Hz

Ø 710	Ø 800	Ø 900	Ø 1000	Ø 1120	Ø 1250		Fan
O-VO-710	O-VO-800	O-VO-900	O-VO-1000	O-VO-1120	O-VO-1250		Carrier
F-VO-710	F-VO-800	F-VO-900	F-VO-1000	F-VO-1120	F-VO-1250		Flange
VVGF-VO-710	VVGF-VO-800	VVGF-VO-900	VVGF-VO-1000	VVGF-VO-1120	VVGF-VO-1250		Flexible joint
VVGF-VO-710 - 400/2	VVGF-VO-800 - 400/2	VVGF-VO-900 - 400/2	VVGF-VO-1000 - 400/2	VVGF-VO-1120 - 400/2	VVGF-VO-1250 - 400/2		Flexible joint up to 400 °C
Z-VO-710	Z-VO-800	Z-VO-900	Z-VO-1000	Z-VO-1120	Z-VO-1250		Hood
PK-VO-710	PK-VO-800	PK-VO-900	PK-VO-1000	PK-VO-1120	PK-VO-1250		Roof adapter
SM-VO-710-800	SM-VO-900		SM-VO-1000-1120		SM-VO-1250		Mounting curb
VK-VO-710	VK-VO-800	VK-VO-900	VK-VO-1000	VK-VO-1120	VK-VO-1250		Inlet cone
KOM-VO-710 KOM-VO-710-400/2	KOM-VO-800 KOM-VO-800-400/2	KOM-VO-900 KOM-VO-900-400/2	KOM-VO-1000 KOM-VO-1000-400/2	KOM-VO-1120 KOM-VO-1120-400/2	KOM-VO-1250 KOM-VO-1250-400/2		Backdraft damper
KOM1-VO-710	KOM1-VO-800	KOM1-VO-900	KOM1-VO-1000	KOM1-VO-1120	KOM1-VO-1250		Backdraft damper
SR-710-1D	SR-800-1D	SR-900-1D	SR-1000-1D	SR-1120-1D	SR-1250-1D		Silencer
SR-710-1.5D	SR-800-1.5D	SR-900-1.5D	SR-1000-1.5D	SR-1120-1.5D	SR-1250-1.5D		
SR-710-2D	SR-800-2D	SR-900-2D	SR-1000-2D	SR-1120-2D	SR-1120-2D		
SRV-710-1D	SRV-800-1D	SRV-900-1D	SRV-1000-1D	SRV-1120-1D	SRV-1250-1D		Silencer
SRV-710-1.5D	SRV-800-1.5D	SRV-900-1.5D	SRV-1000-1.5D	SRV-1120-1.5D	SRV-1250-1.5D		
SRV-710-2D	SRV-800-2D	SRV-900-2D	SRV-1000-2D	SRV-1120-2D	SRV-1120-2D		
SZ-VO-710	SZ-VO-800	SZ-VO-900	SZ-VO-1000	SZ-VO-1120	SZ-VO-1250		Protective mesh
VVCp*	VVCp*	VVCp*	VVCp*	VVCp*	VVCp*		Spring-loaded antivibration mount
VVCr*	VVCr*	VVCr*	VVCr*	VVCr*	VVCr*		Rubber antivibration mount

* selection according to the fan weight

O-VO
carrier



Purpose

Used for mounting the fans to the floor, walls or ceiling.

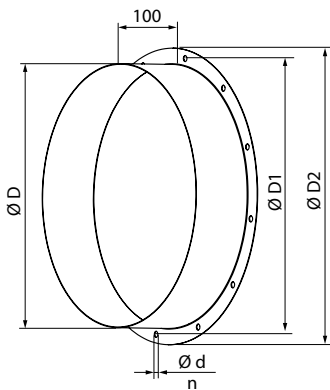
Design

The carrier consists of two brackets and is made of steel with a polymer coating.

Overall dimensions

Model	Dimensions [mm]								Weight [kg]
	A	B	H	M	a	R	Ød	n	
O-VO-400	510	395	115	45	160	225	8	4	1,15
O-VO-450	560	435	125	45	180	250	8	4	1,3
O-VO-500	610	480	130	45	200	280	12	4	1,4
O-VO-560	670	525	140	45	230	310	12	4	1,6
O-VO-630	740	575	150	45	255	345	12	4	1,8
O-VO-710	820	630	160	45	280	385	12	5	2,0
O-VO-800	910	705	180	45	315	430	12	5	2,35
O-VO-900	1020	795	215	52	360	485	15	5	6,3
O-VO-1000	1120	875	235	52	400	535	15	5	7,2
O-VO-1120	1240	1002	270	52	460	595	15	6	9,1
O-VO-1250	1370	1087	285	52	510	660	15	6	10,25

F-VO
flange



Purpose

Enables attaching round ducts of appropriate size to the fan.

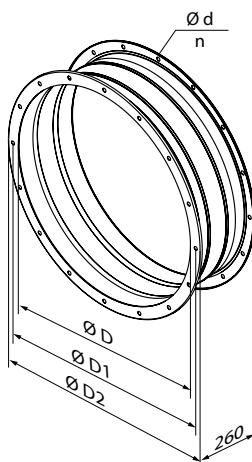
Design

Made of steel with a polymer coating.

Overall dimensions

Model	Dimensions [mm]					Weight [kg]
	ØD	ØD1	ØD2	Ød	n	
F-VO-400	400	450	490	8	12	2,26
F-VO-450	450	500	540	8	12	2,53
F-VO-500	500	560	600	12	12	2,9
F-VO-560	560	620	660	12	12	3,24
F-VO-630	630	690	730	12	12	3,63
F-VO-710	710	770	810	12	16	4,08
F-VO-800	800	860	900	12	16	4,58
F-VO-900	900	970	1015	15	16	5,41
F-VO-1000	1000	1070	1115	15	16	6,0
F-VO-1120	1120	1190	1270	15	20	7,51
F-VO-1250	1250	1320	1400	15	20	8,36

VVGF-VO
VVGF-VO...400/2
flexible joint



Purpose

Flexible joints cancel out any potential vibrations transmitted by the fans or air handling units to the air ducting as well as partially compensate for the air duct assembly deformations caused by temperature variation.

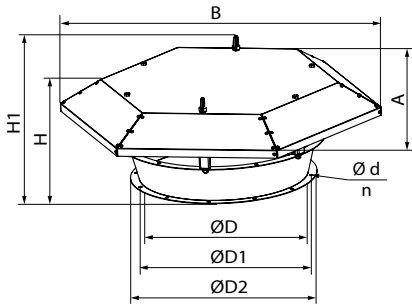
Design

The flexible joints are formed by two flanges joined with vibration-cancelling material and are made of polymer-coated steel and PVC tape reinforced with polyamide fabric. The joints are not intended to withstand any significant mechanical loads and, therefore, may not be used as load-bearing structures. The VVGF-VO...400/2 joints are designed for operation at a temperature of 400 °C for 2 hours.

Overall dimensions

Model		Dimensions [mm]					Weight [kg]
		ØD	ØD1	ØD2	Ød	n	
VVGF-VO-400	VVGF-VO-400-400/2	400	450	490	8	12	4,76
VVGF-VO-450	VVGF-VO-450-400/2	450	500	540	8	12	5,34
VVGF-VO-500	VVGF-VO-500-400/2	500	560	600	12	12	6,12
VVGF-VO-560	VVGF-VO-560-400/2	560	620	660	12	12	6,83
VVGF-VO-630	VVGF-VO-630-400/2	630	690	730	12	12	7,66
VVGF-VO-710	VVGF-VO-710-400/2	710	770	810	12	16	8,6
VVGF-VO-800	VVGF-VO-800-400/2	800	860	900	12	16	9,67
VVGF-VO-900	VVGF-VO-900-400/2	900	970	1015	15	16	11,4
VVGF-VO-1000	VVGF-VO-1000-400/2	1000	1070	1115	15	16	12,64
VVGF-VO-1120	VVGF-VO-1120-400/2	1120	1190	1270	15	20	15,73
VVGF-VO-1250	VVGF-VO-1250-400/2	1250	1320	1400	15	20	17,52

Z-VO
hood



■ **Purpose**

Ensures trouble-free operation of fans on rooftops.

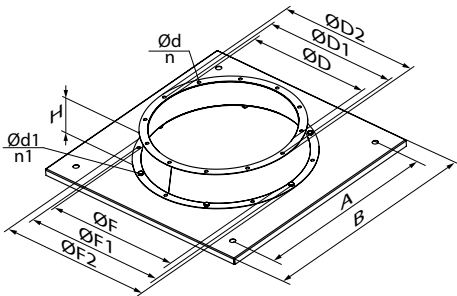
■ **Design**

Made of steel with a polymer coating.

■ **Overall dimensions**

Model	Dimensions [mm]									Weight [kg]
	ØD	ØD1	ØD2	Ød	n	H	H1	A	B	
Z-VO-400	400	450	490	8	12	265	301	672	774	10,15
Z-VO-450	450	500	540	8	12	280	326	742	855	12,23
Z-VO-500	500	560	600	12	12	320	367	790	910	13,88
Z-VO-560	560	620	660	12	12	335	382	860	991	15,95
Z-VO-630	630	690	730	12	12	360	406	988	1139	27,25
Z-VO-710	710	770	810	12	16	420	466	1072	1236	36,54
Z-VO-800	800	860	900	12	16	478	536	1190	1371	47,42
Z-VO-900	900	970	1015	15	16	527	582	1346	1551	69,09
Z-VO-1000	1000	1070	1115	15	16	655	710	1552	1789	99,81
Z-VO-1120	1120	1190	1270	15	20	670	725	1707	1968	118
Z-VO-1250	1250	1320	1400	15	20	700	755	1845	2128	136

PK-VO
roof adapter



■ **Purpose**

Used for mounting VPVO on rooftops.

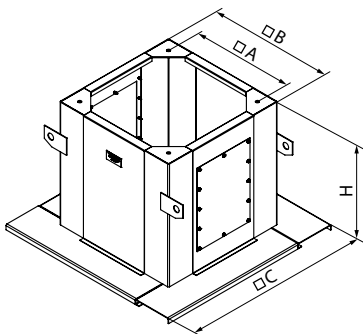
■ **Design**

Made of steel with a polymer coating.

■ **Overall dimensions**

Model	Dimensions [mm]													Weight [kg]
	ØD	ØD1	ØD2	Ød	n	ØF	ØF1	ØF2	Ød1	n1	A	B	H	
PK-VO-400	400	450	490	8	12	450	500	540	8	12	580	701	115	7,2
PK-VO-450	450	500	540	8	12	500	560	600	12	12	580	701	130	7,5
PK-VO-500	500	560	600	12	12	560	620	660	12	12	640	770	140	10,3
PK-VO-560	560	620	660	12	12	630	690	730	12	12	750	920	155	14,2
PK-VO-630	630	690	730	12	12	710	770	810	12	16	750	920	170	15,1
PK-VO-710	710	770	810	12	16	800	860	900	12	16	980	1150	210	27,7
PK-VO-800	800	860	900	12	16	900	970	1015	15	16	980	1150	230	28,7
PK-VO-900	900	970	1015	15	16	1000	1070	1115	15	16	1050	1220	250	41,7
PK-VO-1000	1000	1070	1115	15	16	1120	1190	1270	15	20	1340	1510	280	72,5
PK-VO-1120	1120	1190	1270	15	20	1250	1320	1400	15	20	1340	1510	295	75,1
PK-VO-1250	1250	1320	1400	15	20	1400	1470	1550	15	20	1500	1700	325	91

SM-VO
mounting curb



■ **Purpose**

Designed to enable fan installation on rooftops.

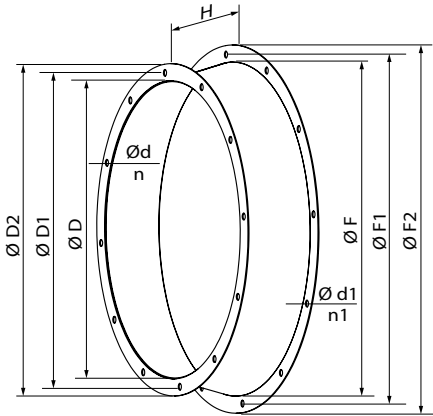
■ **Design**

Made of steel with a polymer coating. The outer frames are supported for installation on the roof. The mounting curb is equipped with a side inspection door.

■ **Overall dimensions**

Model	Dimensions [mm]				Weight [kg]
	H	A	B	C	
SM-VO-400-450	600	580	692	979	50,1
SM-VO-500	600	640	760	1047	53,7
SM-VO-560-630	600	750	910	1197	61,8
SM-VO-710-800	600	980	1140	1427	74,2
SM-VO-900	650	1050	1208	1495	81,3
SM-VO-1000-1120	750	1340	1498	1784	129,4
SM-VO-1250	750	1500	1688	1974	143,1

VK-VO
inlet cone



Purpose

The inlet cone is recommended to be installed upstream of the fan to improve the air flow parameters. However, it must be installed in the absence of ducting attached to the fan inlet. The inlet cone helps reduce the fan dynamic pressure and increase the static component of the total fan pressure. The unit can be used in combination with the SZ-VPVO protective mesh which must be one size larger than the unit.

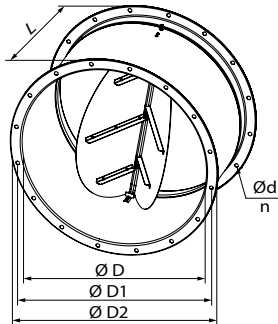
Design

The unit has two flanges and is made of steel with a polymer coating.

Overall dimensions

Model	Dimensions [mm]										Weight [kg]	
	ØD	ØD1	ØD2	Ød	n	ØF	ØF1	ØF2	H	Ød1		n1
VK-VO-400	400	450	490	8	12	450	500	540	95	8	12	2,7
VK-VO-450	450	500	540	8	12	500	560	600	110	12	12	3,3
VK-VO-500	500	560	600	12	12	560	620	660	120	12	12	4,0
VK-VO-560	560	620	660	12	12	630	690	730	135	12	12	4,65
VK-VO-630	630	690	730	12	12	710	770	810	150	12	16	6,8
VK-VO-710	710	770	810	12	16	800	860	900	170	12	16	12
VK-VO-800	800	860	900	12	16	900	970	1015	190	15	16	15
VK-VO-900	900	970	1015	15	16	1000	1070	1115	210	15	16	21
VK-VO-1000	1000	1070	1115	15	16	1120	1190	1270	240	15	20	36,7
VK-VO-1120	1120	1190	1270	15	20	1250	1320	1400	255	15	20	45
VK-VO-1250	1250	1320	1400	15	20	1400	1470	1550	285	15	20	53,5

KOM-VO
KOM-VO...400/2
backdraft damper



Purpose

The backdraft damper with spring-loaded blades is used for shutoff of air flow in the air ducts and prevention of air backdraft during standstill of ventilation equipment. The damper blades are opened with the air pressure and closed with the spring. The damper placement in a ventilation system should account for the air flow direction. In case of a horizontal installation of the damper, the pivot axis of the blades must be true horizontal. A vertically installed damper is only suitable for air extraction duty. To assemble the VDO fans, use the KOM-VO ... 400/2 dampers, which are designed to operate at a temperature of 400 °C for 2 hours.

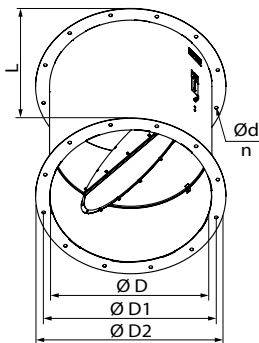
Design

The unit casing and the two spring-loaded blades are made of polymer-coated steel.

Overall dimensions

Model	Dimensions [mm]						Weight [kg]
	ØD	ØD1	ØD2	Ød	n	L	
KOM-VO-400, KOM-VO-400-400/2	400	450	490	8	12	250	5,4
KOM-VO-450, KOM-VO-450-400/2	450	500	540	8	12	250	6,2
KOM-VO-500, KOM-VO-500-400/2	500	560	590	12	12	250	7,1
KOM-VO-560, KOM-VO-560-400/2	560	620	650	12	12	320	9,6
KOM-VO-630, KOM-VO-630-400/2	630	690	720	12	12	370	14,2
KOM-VO-710, KOM-VO-710-400/2	710	770	810	12	16	390	21,4
KOM-VO-800, KOM-VO-800-400/2	800	860	900	12	16	390	25,4
KOM-VO-900, KOM-VO-900-400/2	900	970	1010	15	16	450	32,6
KOM-VO-1000, KOM-VO-1000-400/2	1000	1070	1110	15	16	450	36,9
KOM-VO-1120, KOM-VO-1120-400/2	1120	1190	1260	15	20	540	59,5
KOM-VO-1250, KOM-VO-1250-400/2	1250	1320	1390	15	20	540	67,4

KOM1-VO
backdraft damper



Purpose

The backdraft damper with a gravity plate is used for supply pressurisation systems and designed for shutoff of air flow during standstill of ventilation equipment. The damper plate opens with the pressure created by the air flow and closes under its own weight, blocking the duct. The KOM1-VO damper is only suitable for air supply duty and must be installed in the vertical position.

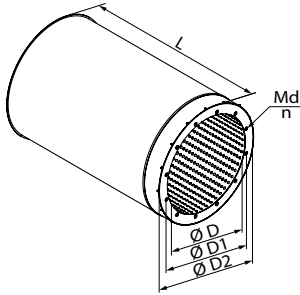
Design

The damper is made from polymer coated steel and has a single blade which closes under its own weight.

Overall dimensions

Model	Dimensions [mm]						Weight [kg]
	ØD	ØD1	ØD2	Ød	n	L	
KOM1-VO-400	400	450	490	8	12	500	8,1
KOM1-VO-450	450	500	540	8	12	550	9,8
KOM1-VO-500	500	560	600	12	12	600	14,4
KOM1-VO-560	560	620	660	12	12	660	17,5
KOM1-VO-630	630	690	730	12	12	730	21,4
KOM1-VO-710	710	770	810	12	16	810	26,8
KOM1-VO-800	800	860	900	12	16	900	33,2
KOM1-VO-900	900	970	1015	15	16	1000	53,7
KOM1-VO-1000	1000	1070	1115	15	16	1100	65,0
KOM1-VO-1120	1120	1190	1270	15	20	1220	82,1
KOM1-VO-1250	1250	1320	1400	15	20	1350	100,3

SR silencer



Purpose

The silencer is used for attenuation of the operation noise generated by ventilation equipment and spreaded in the the air ducts. Designed for connection to round air ducts.

Design

The SR silencer has a polymer-coated steel casing filled with noncombustible material that has a protective coating to prevent fiber deformation.

Overall dimensions

Model			Dimensions [mm]							Weight [kg]			
			ØD	ØD1	ØD2	L [1D]	L [1.5D]	L [2D]	Md	n	[1D]	[1.5D]	[2D]
SR-400-1D	SR-400-1,5D	SR-400-2D	400	450	515	402	602	802	M6	12	9,5	13,1	16,7
SR-450-1D	SR-450-1,5D	SR-450-2D	450	500	565	452	677	902	M6	12	11,6	16,2	20,8
SR-500-1D	SR-500-1,5D	SR-500-2D	500	560	615	502	752	1002	M10	12	13,9	19,5	25,4
SR-560-1D	SR-560-1,5D	SR-560-2D	560	620	675	562	842	1122	M10	12	17,2	24,5	31,5
SR-630-1D	SR-630-1,5D	SR-630-2D	630	690	745	632	947	1262	M10	12	20,5	29,3	38,1
SR-710-1D	SR-710-1,5D	SR-710-2D	710	770	825	712	1067	1422	M10	16	25,6	36,2	47,6
SR-800-1D	SR-800-1,5D	SR-800-2D	800	860	903	801	1202	1601	M10	16	32,3	46,3	65,2
SR-900-1D	SR-900-1,5D	SR-900-2D	900	970	1003	901	1382	1801	M10	16	40,2	57,8	80,4
SR-1000-1D	SR-1000-1,5D	SR-1000-2D	1000	1070	1120	1002	1502	2002	M10	16	54,4	79,0	109,0
SR-1120-1D	SR-1120-1,5D	SR-1120-2D	1120	1190	1273	1122	1682	2242	M12	20	70,2	101,0	141,4
SR-1250-1D	SR-1250-1,5D	SR-1250-2D	1250	1320	1410	1252	1877	2502	M12	20	86,3	124,8	172,6

Noise level reduction

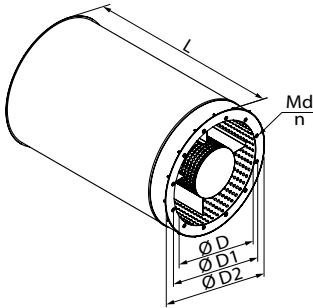
The values shown in the tables represent the difference between the sound power level (Lw) of the combination of the fan, the attenuator and the power of one fan. To determine the sound power level of the fan equipped with a silencer, the insertion loss must be subtracted from the rated sound power level (Lw) of the fan on the mid-frequency spectrum in the octave band given in the fan specifications.

Model	Sound attenuation by frequency band [dB]								L _{WA} [dBA] Sound-power level, A-weighted
	63 Hz	125 Hz	250 Hz	500 Hz	1000 Hz	2000 Hz	4000 Hz	8000 Hz	
SR-400-1D	2	3	5	9	13	10	8	7	17
SR-450-1D	2	3	5	10	13	10	8	7	17
SR-500-1D	2	3	6	10	14	10	8	7	17
SR-560-1D	2	4	6	10	14	10	8	7	17
SR-630-1D	3	4	7	13	14	9	8	6	18
SR-710-1D	3	4	8	14	14	9	7	6	18
SR-800-1D	3	4	8	14	13	9	7	6	17
SR-900-1D	3	4	9	14	13	8	7	6	17
SR-1000-1D	3	4	9	14	12	8	7	6	17
SR-1120-1D	3	4	10	14	12	8	6	6	17
SR-1250-1D	3	4	10	14	12	8	6	6	17

Model	Sound attenuation by frequency band [dB]								L _{WA} [dBA] Sound-power level, A-weighted
	63 Hz	125 Hz	250 Hz	500 Hz	1000 Hz	2000 Hz	4000 Hz	8000 Hz	
SR-400-1,5D	3	5	8	13	17	14	12	10	21
SR-450-1,5D	3	5	8	14	17	14	12	10	21
SR-500-1,5D	3	5	8	14	18	14	12	10	21
SR-560-1,5D	4	6	9	14	18	14	12	10	21
SR-630-1,5D	4	6	9	17	19	13	12	8	22
SR-710-1,5D	4	6	10	18	19	13	11	8	22
SR-800-1,5D	4	6	10	18	18	13	11	8	21
SR-900-1,5D	4	6	11	18	16	11	10	8	20
SR-1000-1,5D	5	6	11	18	16	11	10	8	20
SR-1120-1,5D	5	6	12	18	15	11	9	9	20
SR-1250-1,5D	5	6	12	18	15	11	9	9	20

Model	Sound attenuation by frequency band [dB]								L _{WA} [dBA] Sound-power level, A-weighted
	63 Hz	125 Hz	250 Hz	500 Hz	1000 Hz	2000 Hz	4000 Hz	8000 Hz	
SR-400-2D	4	6	10	16	21	18	15	13	25
SR-450-2D	4	7	10	17	21	18	15	13	25
SR-500-2D	4	7	10	18	21	17	15	12	24
SR-560-2D	5	7	11	18	21	17	15	12	24
SR-630-2D	5	8	11	21	23	17	15	10	26
SR-710-2D	5	8	12	22	23	16	15	10	26
SR-800-2D	5	8	12	22	23	16	15	10	26
SR-900-2D	5	8	13	22	19	13	12	10	23
SR-1000-2D	6	8	13	22	19	13	12	10	23
SR-1120-2D	6	8	13	21	18	13	12	11	23
SR-1250-2D	6	8	13	21	18	13	12	11	23

SRV silencer



■ Purpose

The silencer is used for attenuation of the operation noise generated by ventilation equipment and spreaded in the the air ducts. Designed for connection to round air ducts.

■ Design

The SRV silencer has a polymer-coated steel casing filled with noncombustible material that has a protective coating to prevent fiber deformation. The silencer has an internal sound-absorbing element to increase sound attenuation efficiency.

■ Overall dimensions

Model	Dimensions [mm]								Weight [kg]				
	ØD	ØD1	ØD2	L [1D]	L [1.5D]	L [2D]	Md	n	[1D]	[1.5D]	[2D]		
SRV-400-1D	SRV-400-1,5D	SRV-400-2D	400	450	515	402	602	802	M6	12	14,0	19,0	24,0
SRV-450-1D	SRV-450-1,5D	SRV-450-2D	450	500	565	452	677	902	M6	12	17,0	22,0	27,0
SRV-500-1D	SRV-500-1,5D	SRV-500-2D	500	560	615	502	752	1002	M10	12	23,0	31,0	38,0
SRV-560-1D	SRV-560-1,5D	SRV-560-2D	560	620	675	562	842	1122	M10	12	27,0	35,0	46,0
SRV-630-1D	SRV-630-1,5D	SRV-630-2D	630	690	745	632	947	1262	M10	12	33,0	46,0	59,0
SRV-710-1D	SRV-710-1,5D	SRV-710-2D	710	770	825	712	1067	1422	M10	16	39,0	55,0	71,0
SRV-800-1D	SRV-800-1,5D	SRV-800-2D	800	860	903	801	1202	1601	M10	16	53,0	74,0	100,6
SRV-900-1D	SRV-900-1,5D	SRV-900-2D	900	970	1003	901	1382	1801	M10	16	63,0	84,0	126,0
SRV-1000-1D	SRV-1000-1,5D	SRV-1000-2D	1000	1070	1120	1002	1502	2002	M10	16	85,0	120,0	170,0
SRV-1120-1D	SRV-1120-1,5D	SRV-1120-2D	1120	1190	1273	1122	1682	2242	M12	20	105,0	148,0	210,0
SRV-1250-1D	SRV-1250-1,5D	SRV-1250-2D	1250	1320	1410	1252	1877	2502	M12	20	134,0	190,0	260,0

■ Noise level reduction

The values shown in the tables represent the difference between the sound power level (Lw) of the combination of the fan, the attenuator and the power of one fan.

To determine the sound power level of the fan equipped with a silencer, the insertion loss must be subtracted from the rated sound power level (Lw) of the fan on the mid-frequency spectrum in the octave band given in the fan specifications.

Model	Sound attenuation by frequency band [dB]								LwA [dBA] Sound-power level, A-weighted
	63 Hz	125 Hz	250 Hz	500 Hz	1000 Hz	2000 Hz	4000 Hz	8000 Hz	
SRV-400-1D	4	6	9	14	21	19	16	13	25
SRV-450-1D	4	6	9	15	21	19	16	13	25
SRV-500-1D	4	6	9	15	22	19	15	12	25
SRV-560-1D	4	6	9	15	22	19	15	12	25
SRV-630-1D	4	6	10	18	22	19	15	11	25
SRV-710-1D	5	6	10	18	22	19	15	11	25
SRV-800-1D	5	6	10	18	24	17	15	11	26
SRV-900-1D	5	7	11	20	20	16	13	11	24
SRV-1000-1D	5	7	12	20	19	14	13	10	23
SRV-1120-1D	5	7	12	20	19	14	13	10	23
SRV-1250-1D	5	7	12	20	19	14	13	10	23

Model	Sound attenuation by frequency band [dB]								LwA [dBA] Sound-power level, A-weighted
	63 Hz	125 Hz	250 Hz	500 Hz	1000 Hz	2000 Hz	4000 Hz	8000 Hz	
SRV-400-1,5D	5	8	12	18	25	24	21	18	29
SRV-450-1,5D	5	8	12	19	25	24	21	18	29
SRV-500-1,5D	6	8	12	20	26	24	21	17	30
SRV-560-1,5D	6	8	12	20	26	24	21	17	30
SRV-630-1,5D	6	9	13	23	28	26	22	16	31
SRV-710-1,5D	7	9	13	23	28	25	22	16	31
SRV-800-1,5D	7	9	13	23	29	24	22	16	32
SRV-900-1,5D	7	9	15	24	24	22	18	15	28
SRV-1000-1,5D	7	9	16	24	24	21	18	15	28
SRV-1120-1,5D	7	9	16	24	24	21	18	14	28
SRV-1250-1,5D	7	9	16	24	24	21	18	14	28

Model	Sound attenuation by frequency band [dB]								LwA [dBA] Sound-power level, A-weighted
	63 Hz	125 Hz	250 Hz	500 Hz	1000 Hz	2000 Hz	4000 Hz	8000 Hz	
SRV-400-2D	6	9	14	22	29	28	26	23	34
SRV-450-2D	6	9	14	22	29	28	26	23	34
SRV-500-2D	7	10	14	24	30	29	27	22	35
SRV-560-2D	7	10	14	24	30	29	27	22	35
SRV-630-2D	7	11	16	28	33	32	29	20	37
SRV-710-2D	8	11	16	28	34	31	28	20	37
SRV-800-2D	8	11	16	28	34	31	28	20	37
SRV-900-2D	8	11	18	27	28	27	23	19	33
SRV-1000-2D	8	11	19	27	29	27	23	19	33
SRV-1120-2D	8	11	19	27	28	27	22	17	33
SRV-1250-2D	8	11	19	27	28	27	22	17	33

60 Hz

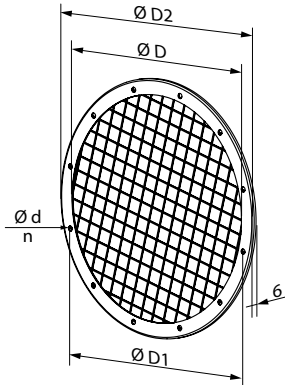
■ Pressure drops

Model	Air speed 5 m/s		Air speed 10 m/s		Air speed 15 m/s	
	Air flow [m³/h]	Pressure drop [Pa]	Air flow [m³/h]	Pressure drop [Pa]	Air flow [m³/h]	Pressure drop [Pa]
SRV-400-1D	1900	6	3600	25	5300	66
SRV-450-1D	2200	7	4200	26	6200	68
SRV-500-1D	2900	8	5600	31	8300	67
SRV-560-1D	3400	5	6600	17	9800	44
SRV-630-1D	4600	6	9000	19	13300	41
SRV-710-1D	5300	4	10400	11	15500	25
SRV-800-1D	7200	5	14200	15	21200	38
SRV-900-1D	9600	4	19000	19	28400	57
SRV-1000-1D	8400	4	16500	11	24700	29
SRV-1120-1D	12000	5	23700	17	35500	44
SRV-1250-1D	16300	6	32400	24	48500	58

Model	Air speed 5 m/s		Air speed 10 m/s		Air speed 15 m/s	
	Air flow [m³/h]	Pressure drop [Pa]	Air flow [m³/h]	Pressure drop [Pa]	Air flow [m³/h]	Pressure drop [Pa]
SRV-400-1,5D	1900	9	3600	33	5300	80
SRV-450-1,5D	2200	10	4200	34	6200	82
SRV-500-1,5D	2900	11	5600	40	8300	84
SRV-560-1,5D	3400	6	6600	22	9800	53
SRV-630-1,5D	4600	7	9000	25	13300	52
SRV-710-1,5D	5300	5	10400	14	15500	33
SRV-800-1,5D	7200	6	14200	20	21200	51
SRV-900-1,5D	9600	5	19000	24	28400	72
SRV-1000-1,5D	8400	5	16500	14	24700	36
SRV-1120-1,5D	12000	6	23700	21	35500	56
SRV-1250-1,5D	16300	7	32400	30	48500	75

Model	Air speed 5 m/s		Air speed 10 m/s		Air speed 15 m/s	
	Air flow [m³/h]	Pressure drop [Pa]	Air flow [m³/h]	Pressure drop [Pa]	Air flow [m³/h]	Pressure drop [Pa]
SRV-400-2D	1900	11	3600	40	5300	94
SRV-450-2D	2200	12	4200	41	6200	96
SRV-500-2D	2900	13	5600	48	8300	100
SRV-560-2D	3400	7	6600	27	9800	62
SRV-630-2D	4600	8	9000	30	13300	63
SRV-710-2D	5300	5,5	10400	17	15500	41
SRV-800-2D	7200	6,5	14200	24	21200	63
SRV-900-2D	9600	6	19000	29	28400	87
SRV-1000-2D	8400	6	16500	16	24700	43
SRV-1120-2D	12000	6	23700	24	35500	67
SRV-1250-2D	16300	8	32400	36	48500	91

SZ-VO
protective mesh



■ **Purpose**

Protects the fans against ingress of foreign objects.

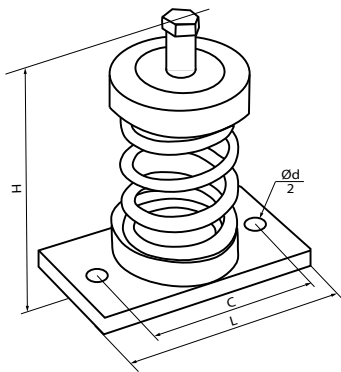
■ **Design**

Protective mesh with 25x25 mm cells.

■ **Overall dimensions**

Model	Dimensions [mm]					Weight [kg]
	ØD	ØD1	ØD2	Ød	n	
CZ-VO-400	400	450	490	8	12	1,28
CZ-VO-450	450	500	540	8	12	1,45
CZ-VO-500	500	560	600	12	12	1,77
CZ-VO-560	560	620	660	12	12	2,00
CZ-VO-630	630	690	730	12	12	2,28
CZ-VO-710	710	770	810	12	16	2,59
CZ-VO-800	800	860	900	12	16	2,97
CZ-VO-900	900	970	1015	15	16	3,83
CZ-VO-1000	1000	1070	1115	15	16	4,32
CZ-VO-1120	1120	1190	1270	15	20	6,20
CZ-VO-1250	1250	1320	1400	15	20	7,03

VVCp
Spring-loaded antivibration mount



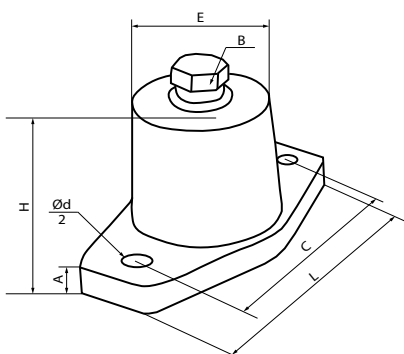
■ **Purpose**

The antivibration mounts VVCp-VO are used for attenuation of noise and vibration generated by ventilation equipment. The antivibration mounts reduce dynamic loads, increase reliability and durability of ventilation equipment. Four antivibration mounts are required to complete one fan.

■ **Overall dimensions**

Model	Load [kg]	Dimensions and mounting holes [mm]				
		L	H	C	Ød	Width
VVCp-VO-1	7	105	70	82	10,5	58
VVCp-VO-2	15		80			
VVCp-VO-3	24		90			
VVCp-VO-4	29		90			
VVCp-VO-5	35		113			
VVCp-VO-6	50					
VVCp-VO-7	80					
VVCp-VO-8	120					

VVCr
Rubber antivibration mount



■ **Purpose**

The rubber antivibration mounts VVCr-VO are used for attenuation of noise and vibration generated by ventilation equipment.

The antivibration mounts reduce dynamic loads, increase reliability and durability of ventilation equipment. Four antivibration mounts are required to complete one fan.

■ **Overall dimensions**

Model	Load [kg]	Dimensions and mounting holes [mm]						
		A	B	C	Ød	E	L	H
VVCr-VO-1	5-35	5	M8	60	9	Ø30	80	40
VVCr-VO-2	35-80	10	M10	76	11	Ø40	105	52
VVCr-VO-3	50-120	10	M10	76	11	Ø45	105	52

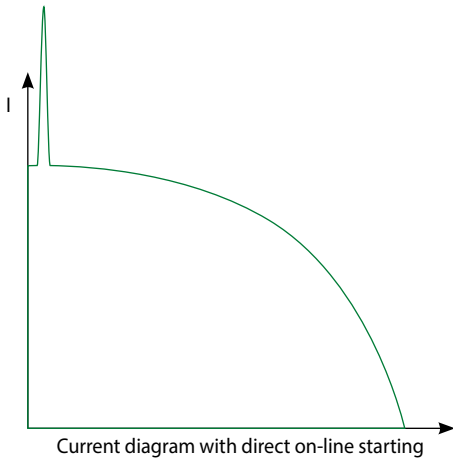
OPERATION OF FANS WITH FREQUENCY CONVERTERS

60 Hz

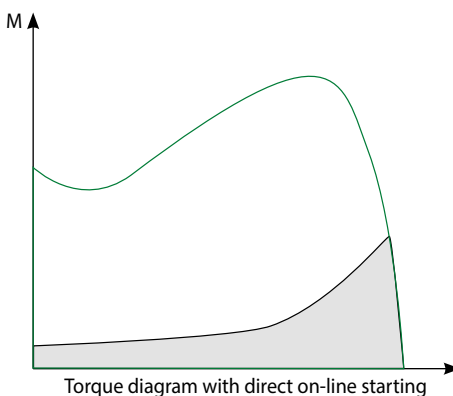
Ventilation systems produce a heavy load on the electrical systems of a building. Therefore, reducing the power consumption is among the top priorities for construction project designers.

Direct on-line starting (DOL)

As a rule, smoke extraction systems utilize large high-performance fans. During starting the high inertia of the shaft causes a substantial increase in the start-up time - i.e. the time from the application of power to reaching the rated speed. As a result the motor is subjected to high starting current for a prolonged period of time.

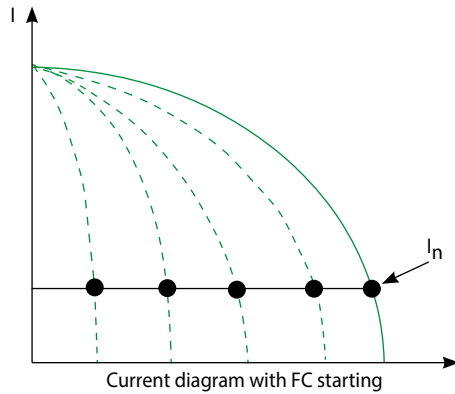


Standard switchgear (automatic circuit breakers, contactors and motor starters) is not designed to withstand prolonged overloads causing the fan to shut down automatically during starting. Using switchgear with a higher maximum current rating renders the electric motor protection system less sensitive. As a result the switchgear will not be able to detect motor overload in time due to a higher current sensing threshold. Such challenges can only be addressed by utilizing a soft starter or a frequency converter to start the fan without causing a prolonged overload.

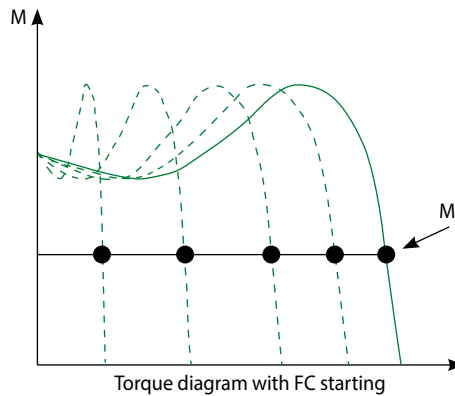


Frequency converter

A frequency converter (FC) consists of two main component blocks. One converts alternating current (50 or 60 Hz) into direct current. The other converts direct current into alternating current of variable frequency ranging from 0 to 250 Hz. By controlling the frequency output the FC offers a broad range of motor speed regulation.

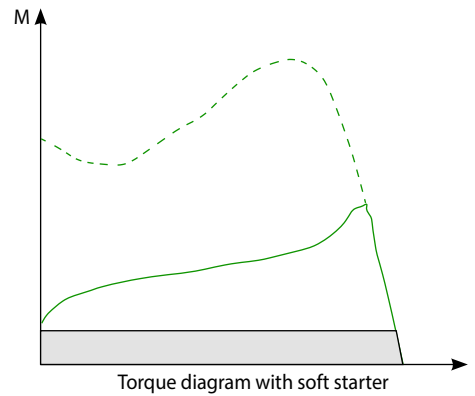
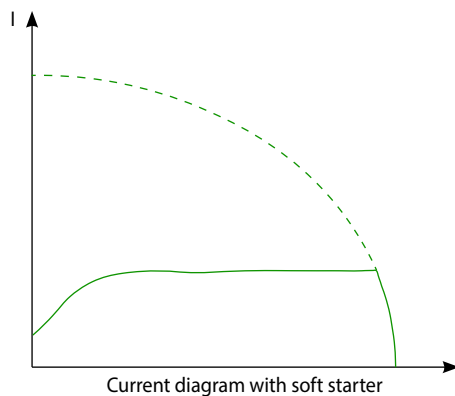


During the starting the FC raises the frequency from 0 Hz to the electrical mains frequency (50 or 60 Hz). As the frequency is increased gradually, the motor can be assumed to operate at its nominal speed for a given frequency value. Furthermore, on the assumption that the motor runs at its nominal speed the nominal torque should be immediately available whereas the current will be approximately equal to the nominal value.



Soft starter

Unlike an FC, a soft starter does not change the frequency of speed. Instead it gradually increases the voltage supplied to the motor - from the initial level to the nominal level.



The very low voltage initially supplied to the motor during starting helps avoid sudden jolts. Both voltage and torque increase gradually.

Applications in ventilation systems

Using an FC or a soft starter allows to reduce the starting current thereby avoiding a loss of voltage in the electrical mains. In addition to that the starting torque and mechanical strain on equipment are also reduced which translates into extended maintenance and repair intervals. General exhaust ventilation (GV) systems and emergency smoke extraction (SE) systems of car parks, warehouses, utility and industrial spaces can be integrated into a single system at the design level. As the air flow rate a GV system is considerably lower than that in an SE system a high-capacity fan rated for smoke extraction duty runs in partial load mode. Frequency converters can be programmed for several fixed-speed settings to enable operation in GV and SE modes. The fan operating modes can be switched upon receiving an external signal from the control system. Such integration of ventilation systems allows overall cost savings.

FC-51 and FC-101: when to use?

This catalogue features two series of frequency converters: FC-51 and FC-101. The FC-51 series is only suitable for general ventilation systems. If intended for a smoke extraction system, the fans should be fitted with the FC-101 series units as they feature an integrated fire mode. When activated the integrated protection equipment of the frequency converter is overridden enabling the unit to continue operation despite the possibility of sustaining irreparable damage due to overheating or overloading. In case of a fire, the FC-101 series frequency converters are capable of maintaining a higher air pressure level at landings compared to other areas of the building in order to keep the landings smoke-free.

Micro Drive FC-51 frequency converter



■ Purpose

This general-purpose variable frequency drive is designed for regulating the rotation speed of an AC electric motor with a maximum power output of 22 kW.

This unit is only suitable for general ventilation systems.

■ Features

The drive construction prevents forced air flow passage through its internal electronic components. The internal circuit boards are well-protected.

■ Filter

The unit features an integrated HF filter which blocks RF interference from the motor and enables the use of a shielded cable up to 15 m long or unshielded cable up to 50 m long as per the applicable EU regulations.

■ Inputs and outputs

- 5 programmable digital inputs
- PNP/NPN logic
- 20-5000 Hz pulse input
- One 0-10 V or 0-20 mA analogue input
- One 0-20 mA analogue input
- Thermistor input (analogue or digital)
- 1 analogue output
- 1 relay, 240 V, 2 A
- RS 485
- MODBUS RTU

■ Installation

Back-to-back installation for space savings. Thanks to a compact design the drives can be mounted immediately next to one another without any performance penalties.



Control panels

Designation	Code
VLT control panel LCP 11 (without potentiometer)	132B0100
VLT Control Panel LCP 12 (with potentiometer)	132B0101



Designation	Code
Remote panel mounting kit	132B0102

Frequency converter type and order code

Three-phase, 380-480 V			
Power [kW]	Rated current [A]	Order code	Block type
0,37	1,2	132F0017	M1
0,75	2,2	132F0018	M1
1,5	3,7	132F0020	M2
2,2	5,3	132F0022	M2
3,0	7,2	132F0024	M3
4,0	9,0	132F0026	M3
5,5	12,0	132F0028	M3
7,5	15,5	132F0030	M3
11,0	23,0	132F0058	M4
15,0	31,0	132F0059	M4
18,0	37,0	132F0060	M5
22,0	43,0	132F0061	M5

Outside dimensions (including mounting ledge)

mm	M1	M2	M3	M4	M5
Height	150	176	239	292	335
Width	70	75	90	125	165
Depth	148	168	194	241	248

+ 6 mm with potentiometer

Basic Drive FC-101 frequency converters



■ Purpose

This general-purpose variable frequency drive is designed for regulating the rotation speed of an AC electric motor with a maximum power output of 90 kW.

This drive is suitable for both general ventilation and smoke extraction ventilation systems.

■ Certified fire mode

The fire mode prevents the drive from a self-protecting shut-down. While in this mode the drive continues to perform speed regulation duty for mission-critical fans irrespective of control signals, warnings and alarms which may otherwise force it shut down.

■ Filter

A built-in throttle on the DC link ensures a low harmonic load on the power mains as per the EN 61000-3-12 standard requirements.

■ Inputs and outputs

- Four PNP or NPN programmable digital inputs, 0-24 V DC
- 2 analogue inputs (0-10 V or 0/4-20 mA)
- 2 analogue outputs (0/4-20 mA)
- 2 relay outputs
- MODBUS RTU (RS 485)
- BACnet MSTP
- FC Protocol
- N2 Metasys
- FLN Apogee

■ Installation

Thanks to an ultra-compact design the drive can be easily fitted into a larger unit or panel of an air ventilation system. The casings are rated IP20/ Type 1/IP21 (optional) and IP54.

Frequency converter type and SKU code

Power	Current	VLT® FC 101 HVAC Basic Drive 0.37-90 kW (3 x 380 – 480 V~, without a braking transistor)			
0,37	1,2		131L9861	-	-
0,75	2,2		131L9862	131N0177	131N0178
1,5	3,7		131L9863	131N0179	131N0180
2,2	5,3		131L9864	131N0181	131N0182
3	7,2		131L9865	131N0183	131N0184
4	9,1		131L9866	131N0185	131N0186
5,5	12		131L9867	131N0187	131N0188
7,5	15,5		131L9868	131N0189	131N0190
11	23		131L9869	131N0191	131N0192
15	31		131L9870	131N0193	131N0194
18	37		131L9871	131N0195	131N0196
22	42,5		131L9872	131N0197	131N0198
30	61	131L9873	131L9875	131N0201	131N0202
37	73	131L9881	131L9883	131N0205	131N0206
45	90	131L9889	131L9891	131N0209	131N0210
55	106	131L9897	131L9899	131N0213	131N0214
75	147	131L9905	131L9907	131N0217	131N0218
90	177	131L9913	131L9915	131N0221	131N0222
Casing		(E20) IP20/Chassis	(E20) IP20/Chasis	IP54	IP54
EMC filter		(H2) RFI class A2 (for industrial areas)	(H3/H4) RFI class A1/B (for residential areas)	(H2) RFI class A2 (for industrial areas)	(H3) RFI class A1/B (for residential areas)
Control panel		(X) without panel	(X) without panel	Integral	Integral

VLT® HVAC Basic frequency converters rated up to 22 kW are fitted with circuit boards with a special class 3C3 protective coating. For frequency converters rated higher than 22 kW this protective coating is optional while, the 3C2 coating is standard.

VLT® FC 101 HVAC Basic Drive frequency converter options

Order code	Description
132B0200	Operator's digital panel
132B0201	Kit for remote mounting of the operator panel to an IP55 cabinet, including 3 m cable
132B0202	Decoupling plate for H1 and H2 standard sizes
132B0204	Decoupling plate for H3 standard size
132B0205	Decoupling plate for H4 and H5 standard sizes
132B0207	Decoupling plate for H6 standard size
132B0242	Decoupling plate for H6 standard size (extra large)
132B0208	Decoupling plate for H7 standard size

Order code	Description
132B0243	Decoupling plate for H7 standard size (extra large)
132B0209	Decoupling plate for H8 standard size
132B0244	External EMC filter class A1/B1 for power output from 0,37 to 2,2 kW
132B0245	External EMC filter class A1/B1 for power output from 3 to 7,5 kW
132B0246	External EMC filter class A1/B1 for power output from 11 to 15 kW
132B0247	External EMC filter class A1/B1 for power output from 18,5 to 22 kW





VENTS WORLD VENTILATION LEADER

ventilation systems

www.ventilation-system.com

SMOKE VENTILATION SYSTEMS



VENTS reserves the rights to modify any of its products' features, designs, components and specifications at any time and without notice to maintain the development and quality of manufactured goods.

2024-01

