

Series
VENTS Enave-C P



Heat recovery air handling units in sound- and heat-insulated casings. Air flow up to **309 m³/h**. Heat recovery efficiency up to **88 %**

Description

The air handling units are the fully featured ventilation units with heat recovery for air filtration, fresh air supply and stale air extract. The units offer energy-efficient ventilation for small appartments.


Casing

The casing is made of expanded polypropylene (EPP) that has high heat- and sound-insulating properties. **Enave-C P** units have adjustable oriental connection of the flanges to provide more flexible installation solutions.



Filter

Two built-in **Coarse 90% (G4)** filters provide efficient air filtration. **ePM1 65% (F7)** supply filter can be installed as an option.




Fans


Units' fans are equipped with electronically-commutated motors.

Heat Exchanger

Enave-C units are equipped with a counter-flow polystyrene heat exchanger.



Enave-CT units are equipped with an enthalpy heat exchanger.



Bypass

Units are equipped with a bypass for summer cooling.

Automation

Enave-C P A21 units are equipped with a built-in automation system. The **A21** controller allows to integrate the unit into the **Smart Home system** or **BMS (Building Management System)**. To control the unit via Wi-Fi, download the **Vents Home** smartphone app.

Enave-C P A14 units have an integrated control system with a wall-mounted control panel equipped with LED indication.







Frost protection

For **Enave-C P** units frost protection is realized by shutting down the supply fan. Optional duct preheater is available for units with A21 control system.

Mounting

The unit is designed for suspended ceiling mounting. The mounting position of the unit must provide service access for maintenance and repair.

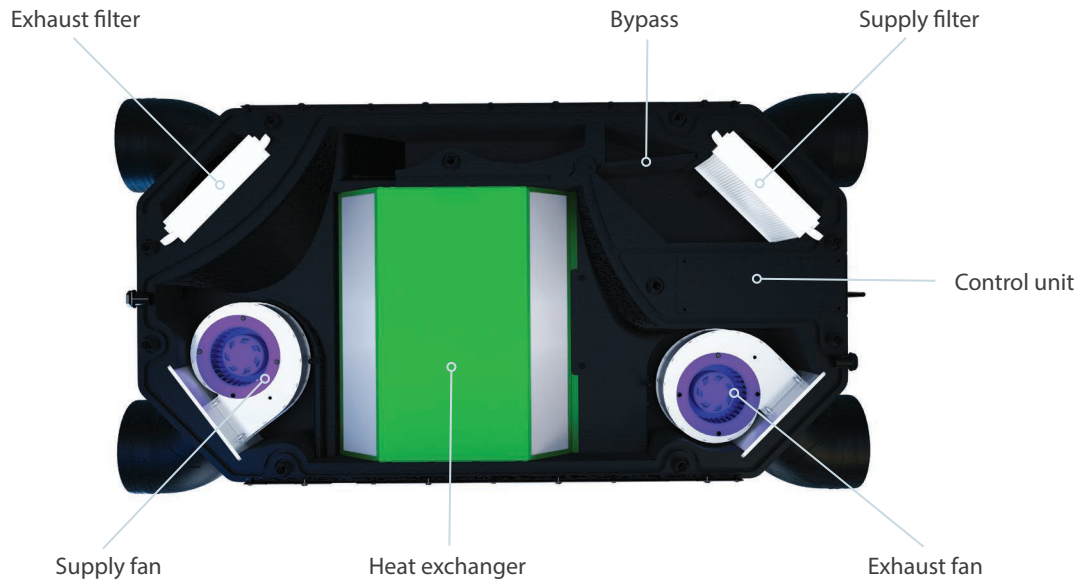
Control and automation

Functions	A21	A14
Wired remote control pane	A22 (option) 	A14 
Control via a wired remote LCD control panel	A25 (option) 	-
Wireless remote control panel	A22 Wi-Fi (option) 	-
BMS	ModBus RTU (RS-485) ModBus TCP/IP (Wi-Fi, Ethernet)	-
Vents Cloud Server service	+	-
Control via Wi-Fi using a smartphone app	+	-
Frost protection	+	+
Bypass	Auto, manual	Manual
Week-scheduled operation	+	-
Filter replacement indication	Filter timer	+
Alarm indication	+	+
Speed selection	+	+
Timer	+	-
RH% sensor	Option	Option
CO ₂ sensor	Option	Option
VOC sensor	Option	Option
PM2.5 sensor	Option	Option
Boost mode	+	-
Fireplace mode	+	-
Preheater connection	+	-
Reheater connection	+	-
Cooler connection	+	-
Fire alarm sensor connection	+	+
Minimum supply air temperature control	+	-

Designation key

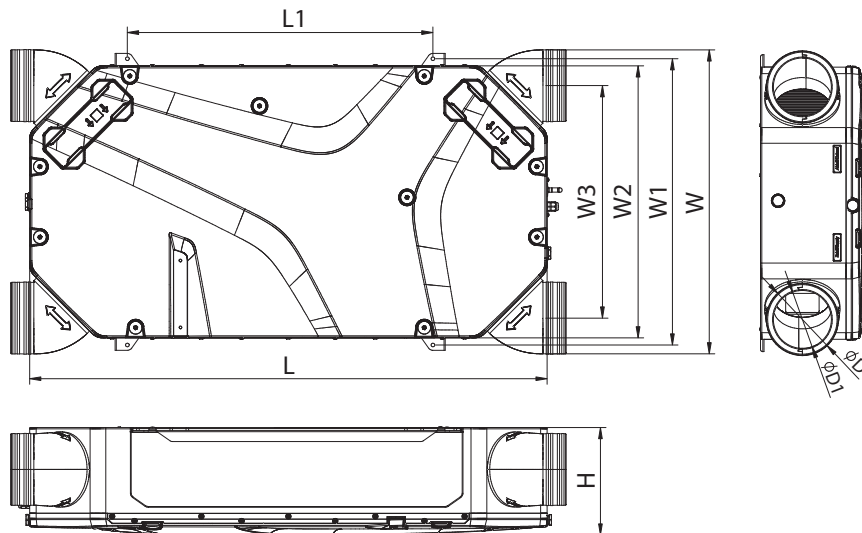
TM	Model	Casning modification	Heat exchanger type	Nominal size	Modification	Casing type	Controller
VENTS	Enave	_ – Standard C – compact	_ – heat recovery T – energy recovery	Airflow m ³ /h /10	0 – standard	P – suspended	A21, A14

Unit design



Overall dimensions

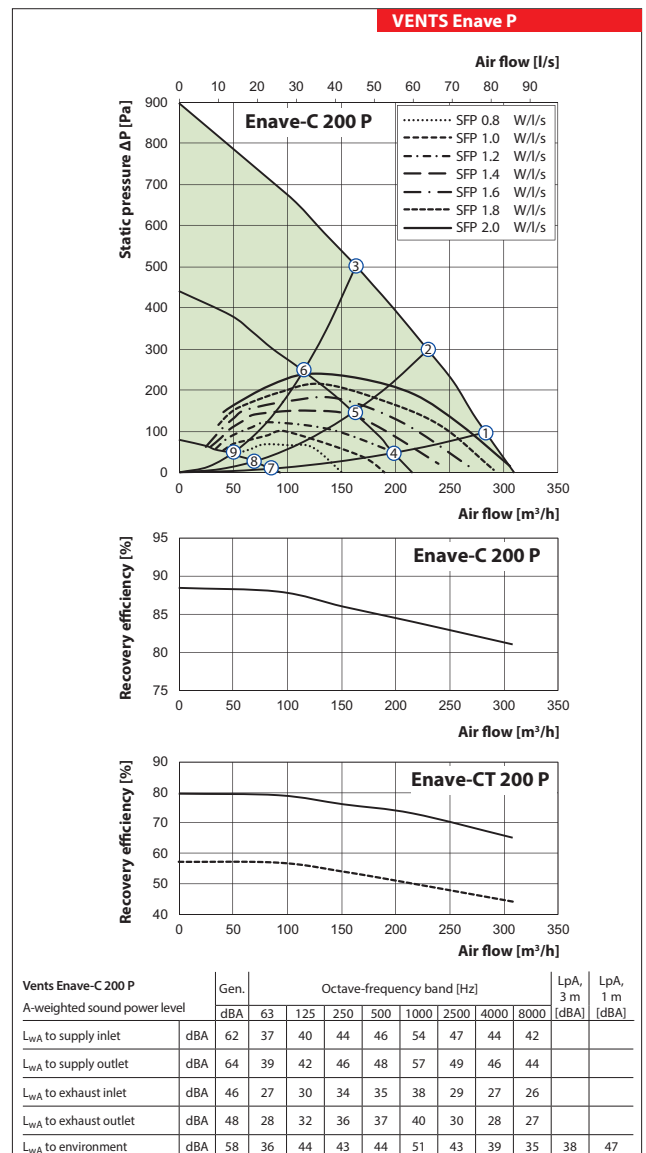
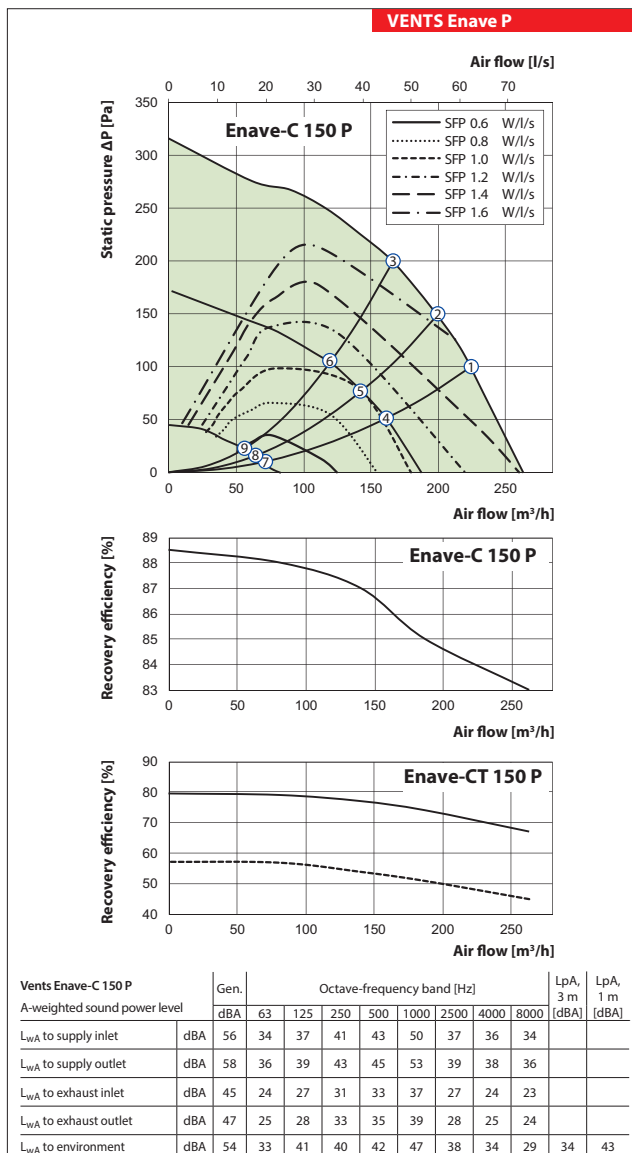
Model	Dimensions [mm]						L1	ØD	ØD1
	H	W	L	W1	W2	W3			
Vents Enave-CP	241	680	1160	642	610	541	685	160	125



AIR HANDLING UNITS WITH HEAT RECOVERY

Technical data

	Vents Enave-C 150 P	Vents Enave-CT 150 P	Vents Enave-C 200 P	Vents Enave-CT 200 P
Voltage [V / 50-60 Hz]	230	230	230	230
Max. unit power [W]	115	115	169	169
Max. unit current [A]	0.92	0.92	1.28	1.28
Max air flow [m ³ /h]	263	263	309	309
Sound pressure level at 3 m distance [dBA]	34	34	34	34
Max. operating temperature [°C]	45	45	45	45
Case material	EPP	EPP	EPP	EPP
Insulation [mm]	25	25	25	25
Extract filter	Coarse >60 %	Coarse >60 %	Coarse >60 %	Coarse >60 %
Supply filters	Coarse >60 % (option ePM1 60 %)	Coarse >60 % (option ePM1 60 %)	Coarse >60 % (option ePM1 60 %)	Coarse >60 % (option ePM1 60 %)
Connected air duct diameter [mm]	125 / 160	125 / 160	125 / 160	125 / 160
Weight [kg]	12	15	12	15
Heat recovery efficiency [%]	88	79	87	78
Heat exchanger type	Counterflow	Counterflow	Counterflow	Counterflow
Heat exchanger material	Polysterene	Enthalpy	Polysterene	Enthalpy
SEC class	A+	A	A	A



Accessories for air handling units

	Filter G4	Filter F7	Control panel	Control panel	Wi-Fi Control panel	Internal humidity sensor	Internal CO ₂ sensor
Enave-C 150 P A21	SF 200x165x48 Coarse 90% G4	SF 200x165x48 ePM1 65% F7	A25	A22	A22 Wi-Fi	HV2	CO2-3
Enave-CT 150 P A21							
Enave-C 200 P A21							
Enave-CT 200 P A21	SF 200x165x48 Coarse 90% G4	SF 200x165x48 ePM1 65% F7	-	-	-	HV2	CO2-3
Enave-C 150 P A14							
Enave-CT 150 P A14							
Enave-C 200 P A14							
Enave-CT 200 P A14							

	External CO ₂ sensor with indication	External CO ₂ sensor	External humidity sensor	Electrical preheater	Electrical reheater	Syphon kit	Silencer	Air damper	Electric actuator
Enave-C 150 P A21	CO2-1	CO2-2	HR-S	NKP 160 A21 V.2	NKD 160 A21 V.2	SH-32	SR 160	KRV 160	TF 230
Enave-CT 150 P A21									
Enave-C 200 P A21									
Enave-CT 200 P A21	CO2-1	CO2-2	HR-S	-	-	SH-32	SR 160	KRV 160	TF 230
Enave-C 150 P A14									
Enave-CT 150 P A14									
Enave-C 200 P A14									
Enave-CT 200 P A14									