

Series VENTS Solid Glass



Low-noise and low-power extract axial fan with air flow up to 85 m³/h* suitable for use in Zone 1

Application

- Permanent or intermittent extract ventilation of shower rooms, bathrooms, kitchens and other residential premises.
- Ventilation of premises with high requirements to noise level.
- Mounting into ventilation shafts or connection to Ø 100 mm air ducts.


Design


- Additional rubber seal realized by two-component molding allows the fans to be used in Zone 1.
- Modern design and aesthetic look.
- The casing, the impeller and the front panel are made of high-quality and durable UV-resistant plastic.
- Advanced 7-blade aerodynamic profile of the mixed-flow impeller provides high air flow and pressure combined with low-noise operation.
- The fan is equipped with a specially designed backdraft damper to prevent back flow and heat losses during the fan standby.
- The fan exhaust spigot incorporates specially designed air rectifiers to reduce air turbulence, noise level and boost air pressure.


Motor



- Reliable motor with low energy demand.
- Rated for continuous operation and is completely maintenance-free.
- Integrated overheating protection.


Modifications and Options

 **Solid Glass L:** modification with a ball bearing motor for long service life (around 40 000 operating hours). Installation at any angle is possible. The ball bearings require no maintenance and are greased for the entire service life.

 **Solid Glass T:** modification with a regulated turn-off delay timer.

 **Solid Glass T1:** modification with a turn-on delay timer regulated from 10 seconds to 2 minutes and a turn-off delay timer regulated from 2 up to 30 minutes.

  **Solid Glass TH:** modification with a turn-off delay timer regulated from 2 up to 30 minutes and a humidity sensor regulated from 60 % up to 90 %.

 **Solid Glass V:** modification with a pull-cord switch.

Control

Manual control:

- Manual operation with a room light switch (not included in the delivery set).
- Operation with a built-in pull cord switch V. Not applicable in case of the ceiling mounting.

Automatic control:

- Control with the electronic control unit **BU-1-60** (see Electrical Accessories). The control unit is supplied separately.
- Control with the turn-off delay timer **T**. The built-in turn-off delay timer enables operation of the fan within 2 up to 30 minutes after turning the fan off with a switch.
- Control with the timer **T1**. After turning of the external switch the turn-on delay timer is activated for from 10 seconds to 2 minutes. The fan remains turned off. After the fan is turned off with the external switch the fan keeps running within 2 up to 30 minutes according to the settings of the turn-off delay timer.
- Control with the timer and humidity sensor **TH**. If the indoor humidity exceeds the set humidity point adjustable from 60 to 90 %, the fan switches automatically on and runs until the indoor humidity drops below the set humidity point. After that the fan continues running according to the timer settings and turns off.

Mounting features

- Direct installation inside a ventilation shaft.
- Flexible air ducts may be used in case of remote location of the ventilation shaft. The air duct is connected to the exhaust spigot with a fixing clamp.
- Wall mounting with screws.
- Suitable for ceiling mounting.

Colour modifications



Solid Glass
front panel made of white natural glass



Solid Glass Red
front panel made of red natural glass



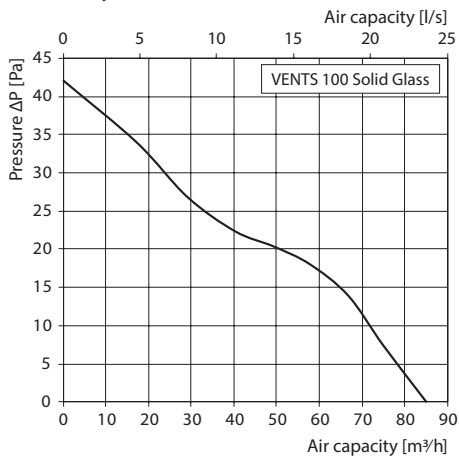
Solid Glass Black
front pane made of black natural glass

*Characteristic for 100 Solid Glass L

Accessories



Aerodynamic characteristics



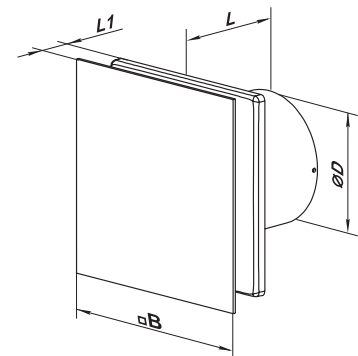
Technical data

Model	Frequency [Hz]	Voltage [V]	Power consumption [W]	Current [A]	RPM [min ⁻¹]	Maximum air flow [m³/h]	Sound Pressure Level [dBA]*	Weight [kg]	IP
VENTS 100 Solid Glass L	50	220-240							
VENTS 100 Solid Glass L (220 V/60 Hz)	60	220	8	0.5	2100	85	26	0.51	44 Zone 1

*Sound pressure level measured in free space at a distance of 3 meters from the fan.

Overall dimensions

Model	Dimensions [mm]			
	Ø D	B	L	L1
VENTS 100 Solid Glass	99	160	79	38



Mounting example



Certificates



The fans meet the applicable safety and electromagnetic compatibility standards.