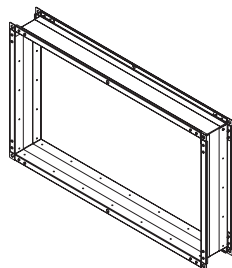
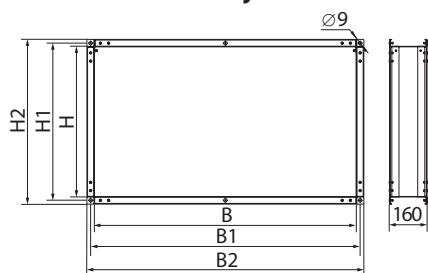


ACCESSORIES FOR INLINE SMOKE EXTRACTION FANS

Accessories selection table for VENTS VKPD fans

Fan	Heat-resistant flexible joint up to 400 °C	Protective mesh
VKPD-250...500x300	VVGF-VK-500x300	SZ-VK-500x300
VKPD-280...600x300	VVGF-VK-600x300	SZ-VK-600x300
VKPD-315...600x350	VVGF-VK-600x350	SZ-VK-600x350
VKPD-355...700x400	VVGF-VK-700x400	SZ-VK-700x400
VKPD-400...700x500	VVGF-VK-700x500	SZ-VK-700x500
VKPD-450...800x600	VVGF-VK-800x600	SZ-VK-800x600
VKPD-500...800x600	VVGF-VK-800x600	SZ-VK-800x600
VKPD-560...900x700	VVGF-VK-900x700	SZ-VK-900x700
VKPD-630...1000x800	VVGF-VK-1000x800	SZ-VK-1000x800
VKPD-710...1200x900	VVGF-VK-1200x900	SZ-VK-1200x900

VVGF-VK
Flexible joint



■ **Application**

Flexible joints cancel out any potential vibrations transmitted by the fans or air handling units to the air ducting as well as partially compensate for the air duct assembly deformations caused by temperature variation.

■ **Design**

Flexible joints are formed by two flanges joined with vibration-absorbing material and are made of polymer-coated steel and PVC tape reinforced with polyamide fabric.

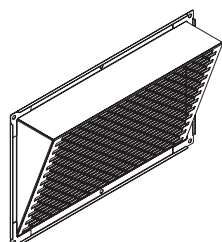
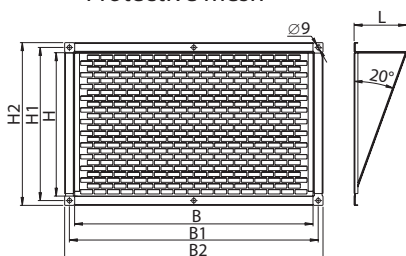
The joints are not intended to withstand any significant mechanical loads and, therefore, may not be used as load-bearing structures.

The VVGF-VK joints are designed for operation at a temperature of 400 °C for 2 hours.

■ **Overall dimensions**

Model	Dimensions [mm]					
	B	H	B1	H1	B2	H2
VVGF-VK-500x300	500	300	520	320	540	340
VVGF-VK-600x300	600	300	620	320	640	340
VVGF-VK-600x350	600	350	620	370	640	390
VVGF-VK-700x400	700	400	720	420	740	440
VVGF-VK-700x500	700	500	720	520	740	540
VVGF-VK-800x600	800	600	820	620	840	640
VVGF-VK-900x700	900	700	920	720	940	740
VVGF-VK-1000x800	1000	800	1020	820	1040	840
VVGF-VK-1200x900	1200	900	1220	920	1240	940

SZ-VK
Protective mesh



■ **Application**

Protects the fans against foreign objects.

■ **Design**

Protective mesh with 25x25 mm cells.

■ **Overall dimensions**

Model	Dimensions [mm]						
	B	H	B1	H1	B2	H2	L
SZ-VK-500x300	500	300	520	320	540	340	110
SZ-VK-600x300	600	300	620	320	640	340	110
SZ-VK-600x350	600	350	620	370	640	390	130
SZ-VK-700x400	700	400	720	420	740	440	145
SZ-VK-700x500	700	500	720	520	740	540	185
SZ-VK-800x600	800	600	820	620	840	640	220
SZ-VK-900x700	900	700	920	720	940	740	255
SZ-VK-1000x800	1000	800	1020	820	1040	840	295
SZ-VK-1200x900	1200	900	1220	920	1240	940	330