

A white, square-shaped ventilation unit mounted on a grey wall.

SINGLE-ROOM
ENERGY RECOVERY UNITS

The new TwinFresh Atmo family

A young woman with long, straight red hair is sitting on a light-colored sofa, reading an open book. She is wearing a black and white checkered plaid shirt over a white t-shirt. The background is a plain grey wall.



TWINFRESH **ATMO**

TWINFRESH
ATMO MINI

TWINFRE

Power from

1.7 W

Air flow up to

50 m³/h

Sound pressure level from

11 dBA

Power from

1 W

Air flow up to

25 m³/h

Sound pressure level from

10 dBA



SH

TwinFresh Atmo – is a brand new dMVHR solutions for newbuild and retrofit single-room applications, offer efficient and cost-effective ventilation.



ADVANTAGES



COMPACT

Brand new, stylish design of indoor unit will fit into any interior

ENERGY SAVING

High efficiency (up to 88 %) heat recovery to reduce energy costs and helps you save on heating and air conditioning

WIRELESS

No wires are needed to connect units into a one system (optional, for versions with Wi-Fi)










Built-in humidity sensor allows unit to automatically select the mode, control the humidity level and prevents mold growth



Possibility to connect external sensors



Equipped with an automatic shutter to prevent undesired external entry when turned off (optional)

-  Built-in light sensor controls the brightness of the control panel LEDs and activates night mode automatically.
-  Silent operation, making it perfect for living spaces.
-  Low power consumption, making Atmo suitable for continuous operation without significantly impacting energy bills.
-  Remote management through a remote control or smartphone (optional).
-  Atmo is easy to mount through external walls without the need for complex ducting.
-  Operation within a network guarantees balanced ventilation.
-  Higher degree of supply air purification can be achieved with an ISO ePM1 60 % (F7) filter.

EASY TO CONNECT EASY TO CONTROL




The TwinFresh Atmo series ventilators are equipped with a remote control.

Operation modes:

- Switch on/off the unit
- Speed selection (3 different speeds available)
- Ventilation with heat recovery / Ventilation / Extract or supply
- Party mode: switch on speed 3 for 4 hours
- Night mode: the integrated light sensor sends a signal to switch the ventilator to low-speed mode (speed 1 for 8 hours)
- Humidity control mode selection
- Filter replacement indicator
- Alarm emergency indicator

The ventilators can be connected into one network for centralized control. For Wi-Fi versions, units can be connected wirelessly. The signals from the control panel, remote control or smartphone, as well as from the humidity sensor, are received only by the master (main) ventilator.

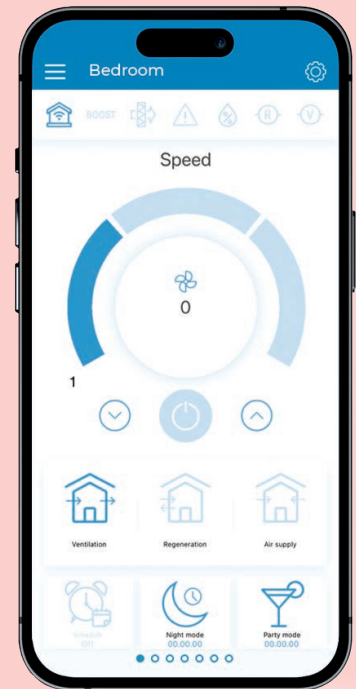


Control all functions via the mobile app.

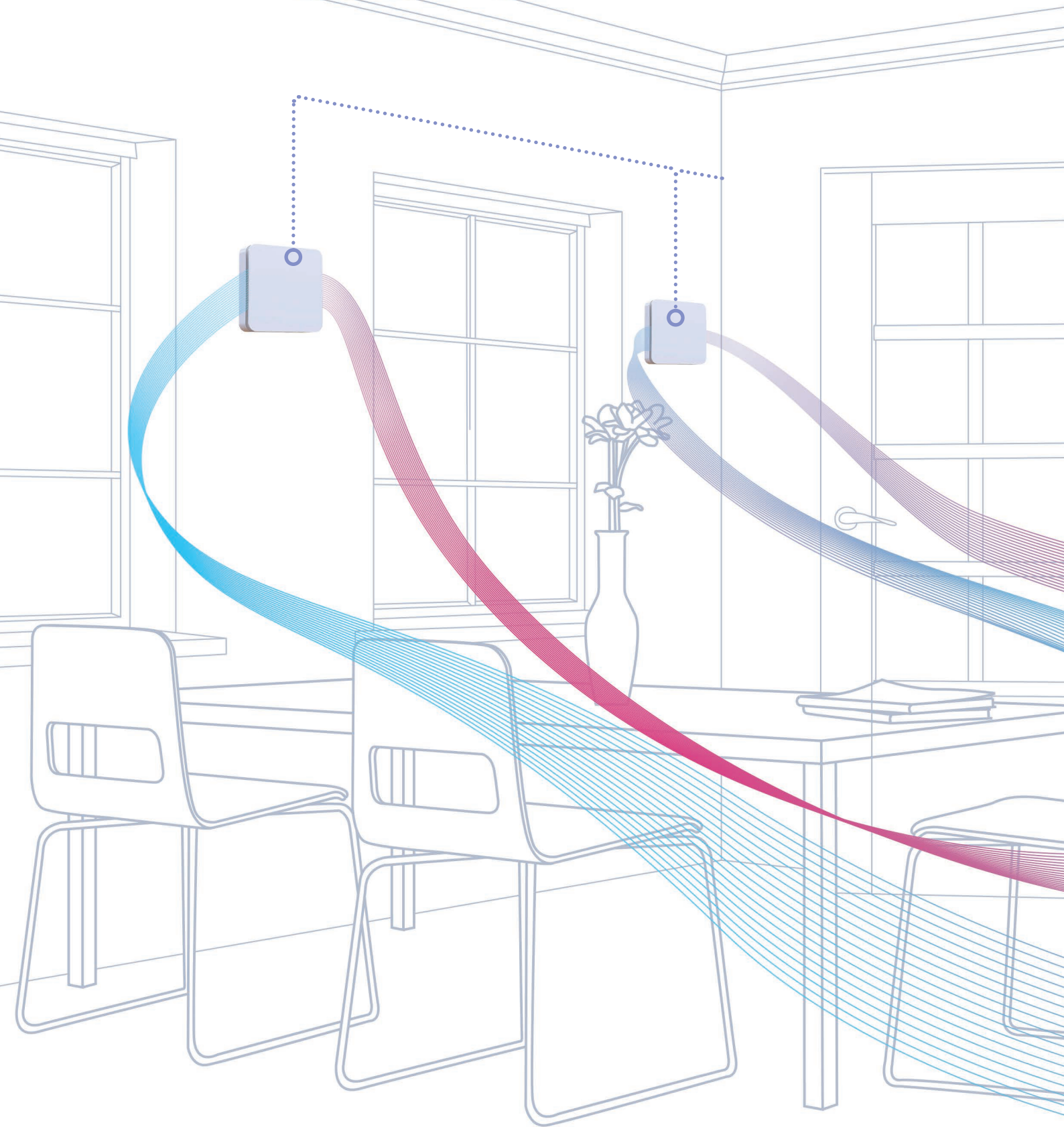
 **Hey Google**

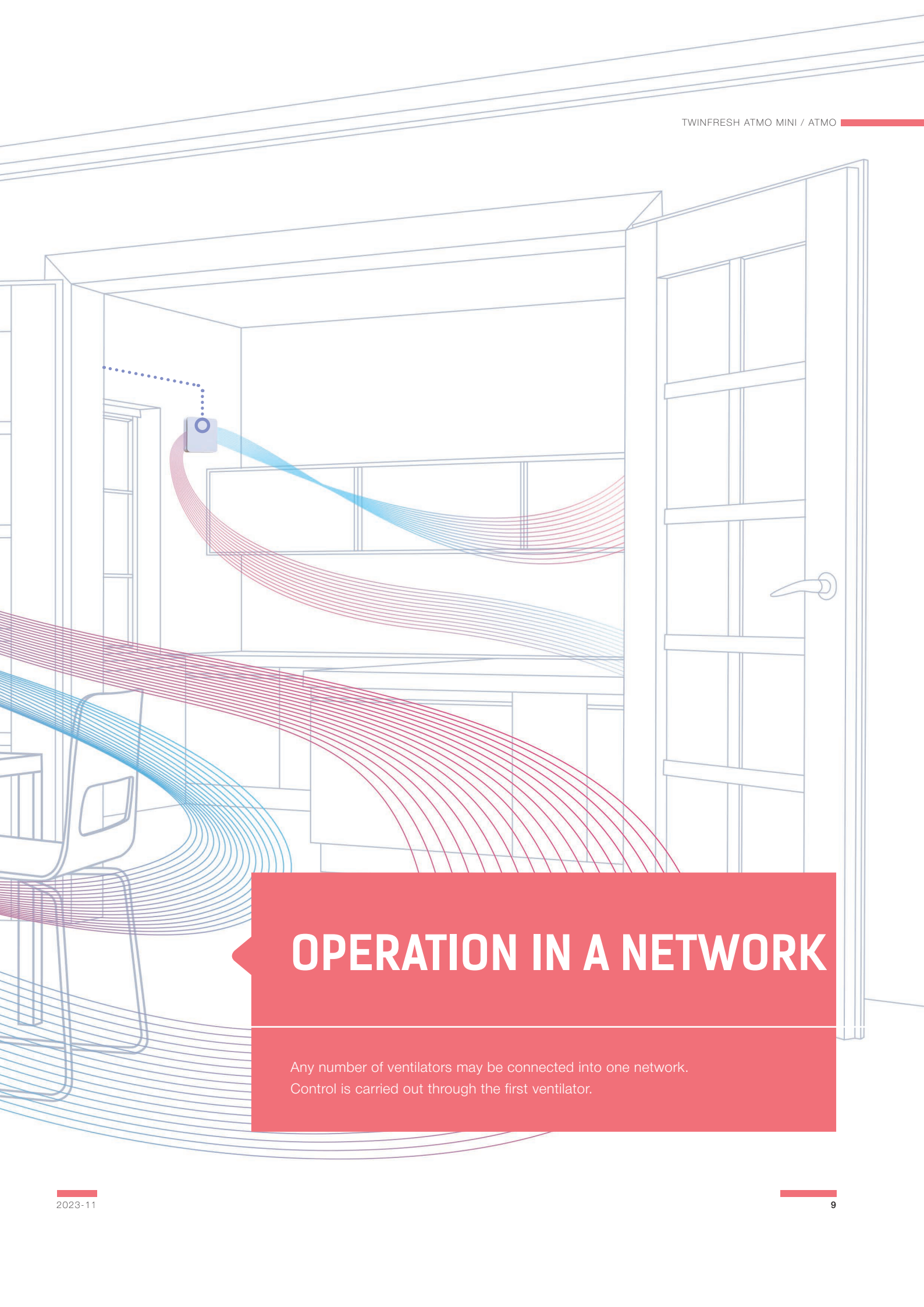


AND EVEN MORE, just SAY «Hey Google» and test, control and run TwinFresh Atmo in English, German, Swedish, Norwegian, Danish, Polish, Dutch, French, Spanish.



**ALL FUNCTIONS
IN YOUR SMARTPHONE**

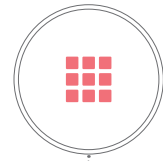




OPERATION IN A NETWORK

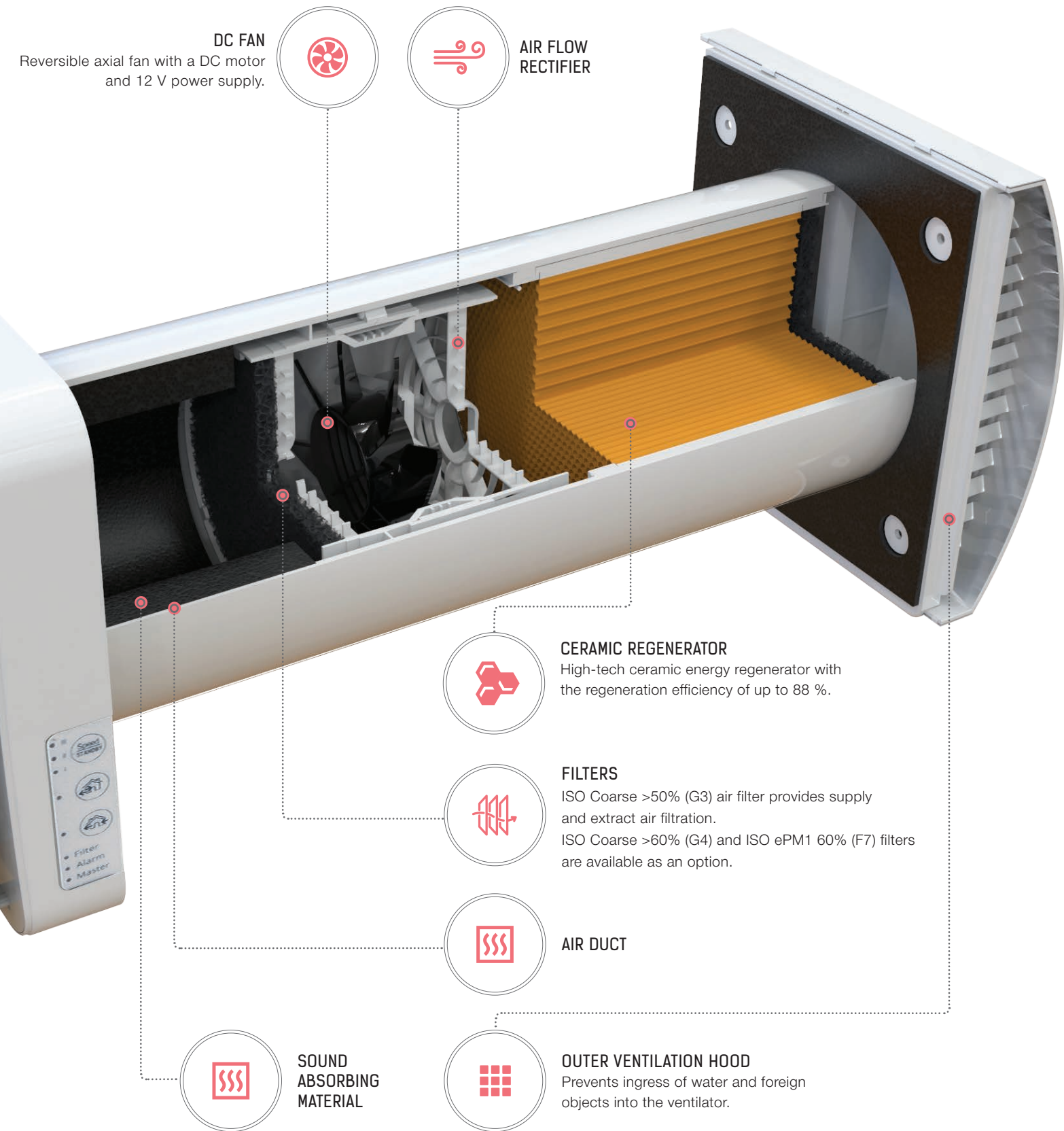
Any number of ventilators may be connected into one network.
Control is carried out through the first ventilator.

HOW IS IT DESIGNED?



FRONT PANEL






TECHNICAL DATA

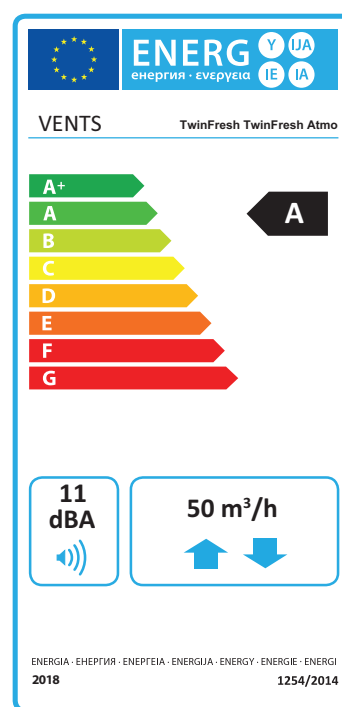
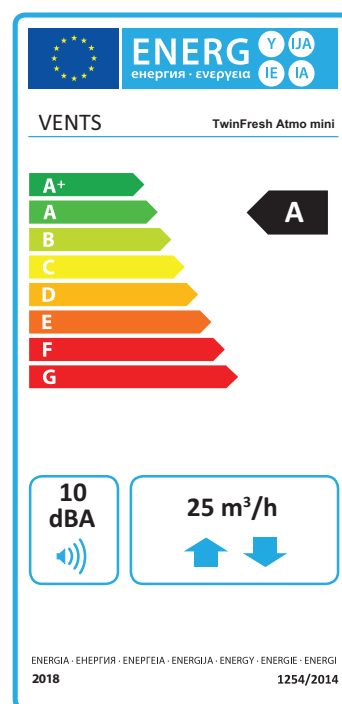
Model	TwinFresh Atmo mini			TwinFresh Atmo		
	I	II	III	I	II	III
Speed						
Unit voltage [V/50 (60) Hz]	100-240 / 50-60			100-240 / 50-60		
Power [W]	1.0	1.6	3.0	1.7	3.0	4.3
Current [A]	0.02	0.03	0.04	0.03	0.04	0.05
Air flow in ventilation mode [m³/h (l/s)]	8 (2)	16 (4)	25 (7)	15 (4)	35 (10)	50 (14)
Air flow in energy recovery mode [m³/h (l/s)]	4 (1)	8 (2)	13 (3)	8 (2)	15 (4)	25 (7)
SFP [W/l/s]	0.90	0.72	0.86	0.82	0.72	0.62
Filter	ISO Coarse >50% (G3) (ISO Coarse >60% (G4), ISO ePM1 60% (F7) optional)					
Transported air temperature [°C]	-15...+40			-20...+40		
Sound pressure level at 1 m distance [dBA]	20	26	33	20	30	36
Sound pressure level at 3 m distance [dBA]	10	16	23	11	21	27
Outdoor sound pressure attenuation in accordance with DIN EN 20140 [dBA]	40 / 44					
Heat recovery efficiency	up to 81%			up to 88 %		
Protection class	IP24					

OVERALL DIMENSIONS



ECODESIGN

Model	TwinFresh Atmo mini			TwinFresh Atmo		
	Cold	Average	Warm	Cold	Average	Warm
Specific energy consumption (SEC) [kWh/(m ² .a)]	-78.2 A+	-37.7 A	-14.4 E	-78 A+	-38 A	-15 E
Type of ventilation unit	Bidirectional					
Type of drive installed	Three-speed					
Type of heat recovery system	Regenerative					
Thermal efficiency of heat recovery [%]	71			74		
Maximum air flow rate [m ³ /h]	16			35		
Power [W]	3			4.3		
Sound power level [dBA]	42			37		
Reference air flow rate [m ³ /s]	8			16		
Reference pressure difference [Pa]	0			0		
Specific power input (SPI) [W/(m ³ /h)]	0.01			0.063		
Control typology	Local automatic control					
Maximum internal leakage rate [%]	2.7					
Maximum external leakage rate [%]	0					
Mixing rate of bidirectional units [%]	1					
Classification of the airflow sensitivity to pressure variations, according to EN 13141-8 [%]	-			S3		
Classification of the indoor/outdoor air tightness, according to EN 13141-8 [m ³ /h]	D1					
Internet address	http://www.ventilation-system.com					
Annual electricity consumption (AEC) [kWh electricity/a]	Cold	Average	Warm	Cold	Average	Warm
	190	190	190	31	31	31
Annual heating saved (AHS) [kWh primary energy/a]	Cold	Average	Warm	Cold	Average	Warm
	8294	4240	1917	8695	4445	2010



ACCESSORIES

	Atmo mini	Atmo		
Hoods	EH-14 white 100	EH-14 white 160		Plastic hood. Colour options:       White Black Grey Terracotta Brown Beige
	EH-14 chrome 100 Grey	EH-14 chrome 160 Grey		Grey plastic outer hood with a brushed stainless steel cover
	EH-17 white 100	EH-17 white 160		Plastic hood. Colour options:       White Black Grey Terracotta Brown Beige
	EH-2 grey 100	EH-2 grey 160		Grey painted stainless steel outer hood for thin walls
	EH-2 chrome 100	EH-2 chrome 160		Polished stainless steel hood for thin walls
	-	MVVM 162 05		Ventilation hood for indoor mounting
Angular mounting	NP 100 white-0078	NP 60x204-0021		Kit for angular mounting with white colour grille
	NP 100 chrome-0079	NP 60x204-0082		Kit for angular mounting with stainless steel outer grille

	Atmo mini	Atmo		
Mounting elements	-	3805		Round telescopic air duct 300-500 mm
	1810	3810		Round telescopic air duct 500-1000 mm

	Atmo mini	Atmo		
For ventilator control	RC TwinFresh Atmo	RC TwinFresh Atmo		Remote control

	Atmo mini	Atmo		
Mounting elements	SFC3 TwinFresh G3	SFC2 TwinFresh G3		G3 filter kit (2 pcs.)
	-	SF2 TwinFresh F7		F7 filter
	-	SF2 TwinFresh G4		G4 filter

All the information contained in this catalogue is for reference only.

To improve the quality of its products and ensure production development VENTS reserves the exclusive right to modify the construction, design and specifications as well as alter the components of its products at any time without prior notice.

2023-11