

Series
VENTS VC



Inline centrifugal inline fans with the air flow up to **1880 m³/h**

■ **Applications**

Supply and exhaust ventilation systems for commercial, office and other public or industrial premises. For premises with high requirements to noise level, we offer units in low-noise modification (VC...Q).

■ **Design**

Fan casing is made of steel with polymeric coating. Various fan modifications for surface or flush mounting are available.

■ **Motor**

The plastic impeller with backward curved blades is powered by means of the single phase motor with external rotor and overheating protection with automatic restart. For some dimension types high-powered motors are available (VC...S). Motor is equipped with ball bearings for longer service life designed for at least 40 000 hours. For precise features, safe operation and low noise, each turbine is dynamically balanced while assembly. Motor protection rating IP44.

Smooth or step speed control with a thyristor or autotransformer speed controller. Several fans may be connected to one speed controller provided that the total power and operating current do not exceed the rated speed controller parameters.

■ **Mounting**

Fan is designed for surface wall mounting (VC...PN and VC...VN models) or through-the-wall mounting (VC...PK and VC...VK) depending on design modification (see below). The fan is mounted to the wall with the mounting plate. The fan is powered through the external terminal box. Electric connection and installation shall be performed in compliance with the manual and wiring diagram on the terminal box.

■ **Speed control**

VC-PK	VC-PN	VC-VK	VC-VN
Supply fan for flush wall mounting	Supply fan for surface wall mounting	Exhaust fan for flush mounting	Exhaust fan for surface wall mounting

Designation key

Series	Modification	Mounting option	Air duct diameter	Options
VENTS VC	S: high-powered motor	N: surface wall mounting; K: through-the-wall duct mounting.	100; 125; 150; 160; 200; 250; 315	Q: low-powered motor

ErP data	
Overall efficiency	η [%]
Measurement category	MC
Efficiency category	EC
Efficiency grade	N
Variable speed drive	VSD
Power	kW
Current	A
Air flow	m³/h
Static pressure	Pa
Speed	n/min ⁻¹
Specific ratio	SR

Accessories



Silencer

Filters

Heaters

Backdraft damper

Air shutter

Speed controllers

Technical data

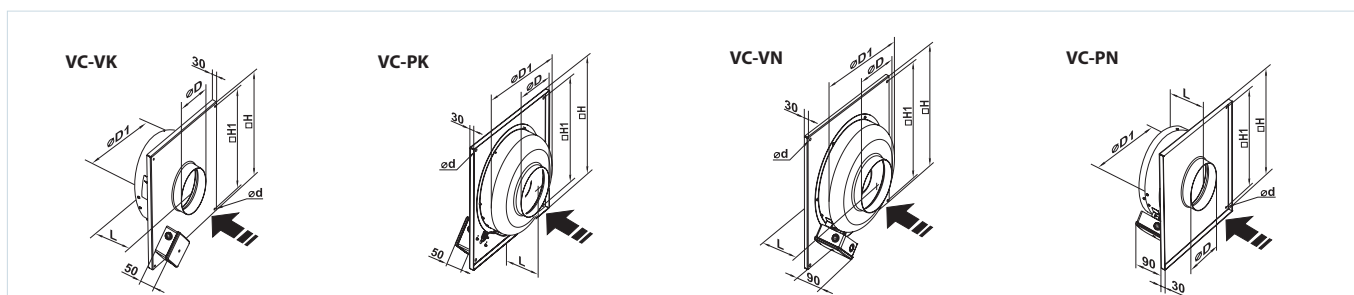
	VC 100 Q	VC 100	VC 125 Q	VC 125	VC 150	VC 160
Voltage [V/50 Hz]	1~230	1~230	1~230	1~230	1~230	1~230
Power [W]	60	73	60	75	98	98
Current [A]	0.37	0.32	0.37	0.33	0.43	0.43
Max. air flow [m ³ /h]	210	270	255	355	555	555
RPM [min ⁻¹]	2620	2830	2535	2800	2705	2660
Noise level at 3 m [dBA]	36	47	36	47	47	47
Transported air temperature [°C]	-25...+55	-25...+55	-25...+55	-25...+55	-25...+55	-25...+55
SEC class	C	C	C	C	B	B
Protection rating	IPX4	IPX4	IPX4	IPX4	IPX4	IPX4

Technical data

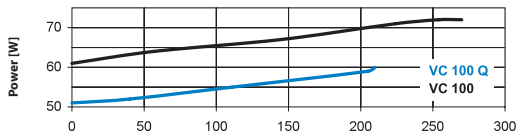
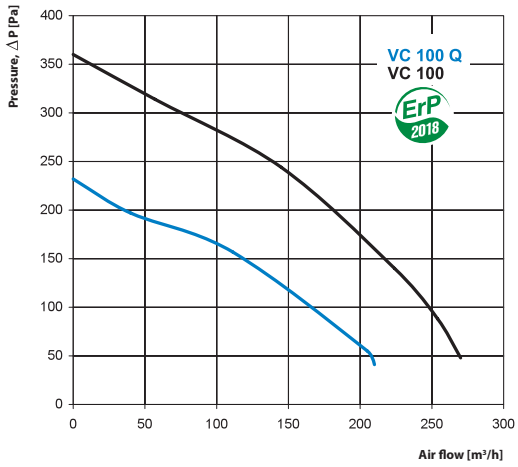
	VC 200	VCS 200	VC 250 Q	VC 250	VC 315	VCS 315
Voltage [V/50 Hz]	1~230	1~230	1~230	1~230	1~230	1~230
Power [W]	154	193	158	194	171	296
Current [A]	0.67	0.84	0.69	0.85	0.77	1.34
Max. air flow [m ³ /h]	950	1100	1190	1310	1400	1880
RPM [min ⁻¹]	2375	2780	2315	2790	2600	2720
Noise level at 3 m [dBA]	48	51	52	52	52	54
Transported air temperature [°C]	-25...+50	-25...+45	-25...+50	-25...+50	-25...+50	-25...+45
SEC class	B	-	-	-	-	-
Protection rating	IPX4	IPX4	IPX4	IPX4	IPX4	IPX4

Fan overall dimensions

Type	Dimensions [mm]						Mass [kg]
	∅D	∅D1	∅d	H	H1	L	
VC 100 Q	98	249	6.1	310	295	115	3.1
VC 100	98	249	6.1	310	295	115	3.2
VC 125 Q	123	249	6.1	310	295	115	3.1
VC 125	123	249	6.1	310	295	115	3.2
VC 150	149	300	6.1	400	385	115	4.8
VC 160	159	300	6.1	400	385	115	4.9
VC 200	198	339	6.1	400	385	138	6.1
VCS 200	198	339	6.1	400	385	138	6.1
VC 250 Q	248	339	6.1	400	385	138	7.1
VC 250	248	339	6.1	400	385	138	7.2
VC 315	315	399	6.1	460	445	146	7.8
VCS 315	315	399	6.1	460	445	180	7.8



VENTS VC



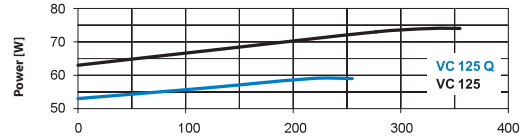
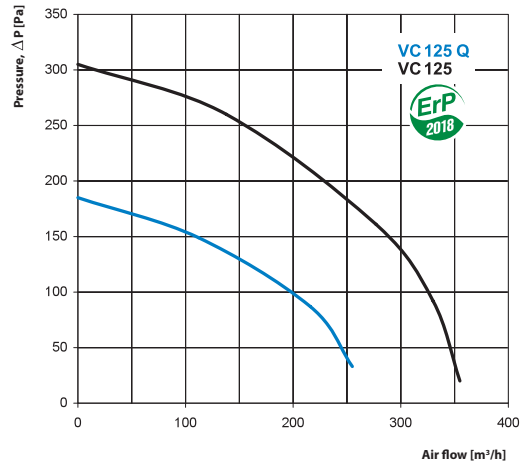
VC 100 Q

Sound-power level	Hz	Octave-frequency band [Hz]								
		Gen	63	125	250	500	1000	2000	4000	8000
L _{WA} to inlet	dB(A)	62	52	60	56	60	48	48	41	28
L _{WA} to outlet	dB(A)	67	49	57	58	60	54	52	45	30
L _{WA} to environment	dB(A)	55	19	16	23	36	39	42	30	19

VC 100

Sound-power level	Hz	Octave-frequency band [Hz]								
		Gen	63	125	250	500	1000	2000	4000	8000
L _{WA} to inlet	dB(A)	74	49	66	70	67	62	53	52	40
L _{WA} to outlet	dB(A)	77	48	69	73	68	61	57	53	47
L _{WA} to environment	dB(A)	63	43	63	57	40	27	6	20	25

VENTS VC



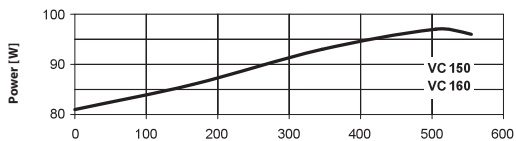
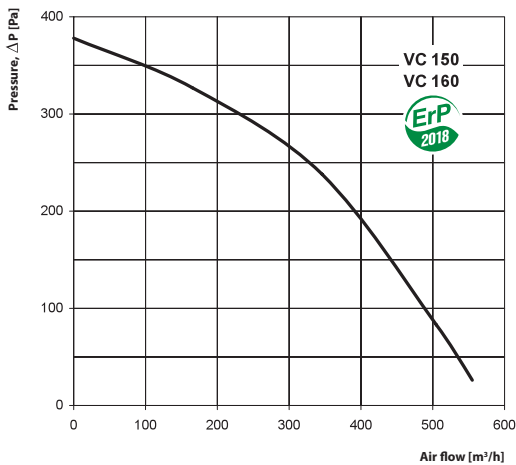
VC 125 Q

Sound-power level	Hz	Octave-frequency band [Hz]								
		Gen	63	125	250	500	1000	2000	4000	8000
L _{WA} to inlet	dB(A)	61	32	53	55	55	49	45	36	30
L _{WA} to outlet	dB(A)	58	37	54	57	54	52	50	36	34
L _{WA} to environment	dB(A)	64	44	64	59	41	32	15	32	26

VC 125

Sound-power level	Hz	Octave-frequency band [Hz]								
		Gen	63	125	250	500	1000	2000	4000	8000
L _{WA} to inlet	dB(A)	75	57	65	67	70	66	61	53	42
L _{WA} to outlet	dB(A)	76	63	69	66	68	70	65	52	42
L _{WA} to environment	dB(A)	65	54	60	59	46	36	21	29	25

VENTS VC



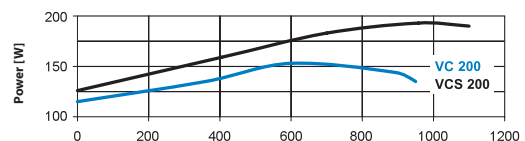
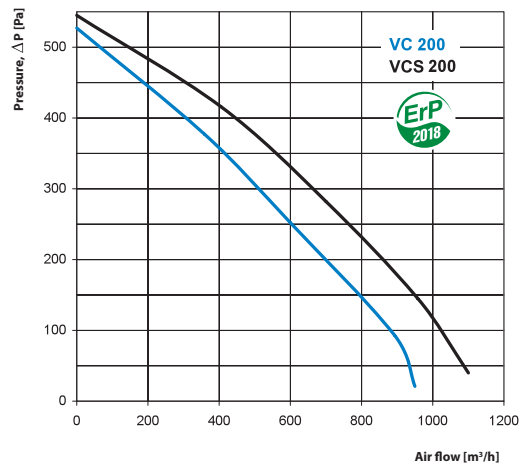
VC 150

Sound-power level	Hz	Octave-frequency band [Hz]								
		Gen	63	125	250	500	1000	2000	4000	8000
L _{WA} to inlet	dB(A)	70	45	66	64	67	61	59	50	38
L _{WA} to outlet	dB(A)	71	48	69	67	65	67	62	53	42
L _{WA} to environment	dB(A)	62	39	62	54	39	19	17	28	20

VC 160

Sound-power level	Hz	Octave-frequency band [Hz]								
		Gen	63	125	250	500	1000	2000	4000	8000
L _{WA} to inlet	dB(A)	72	44	64	64	63	61	59	48	35
L _{WA} to outlet	dB(A)	72	43	66	68	66	65	63	50	42
L _{WA} to environment	dB(A)	64	42	59	55	36	18	15	30	22

VENTS VC



VC 200

Sound-power level	Hz	Octave-frequency band [Hz]								
		Gen	63	125	250	500	1000	2000	4000	8000
L _{WA} to inlet	dB(A)	77	47	68	67	72	67	59	59	50
L _{WA} to outlet	dB(A)	76	53	69	71	73	69	67	62	52
L _{WA} to environment	dB(A)	64	46	61	57	50	33	26	44	39

VCS 200

Sound-power level	Hz	Octave-frequency band [Hz]								
		Gen	63	125	250	500	1000	2000	4000	8000
L _{WA} to inlet	dB(A)	73	47	70	72	71	64	63	58	51
L _{WA} to outlet	dB(A)	80	52	70	75	72	64	64	62	54
L _{WA} to environment	dB(A)	64	49	66	61	47	33	29	45	42

