

100 M T L press



Axial fans for exhaust ventilation

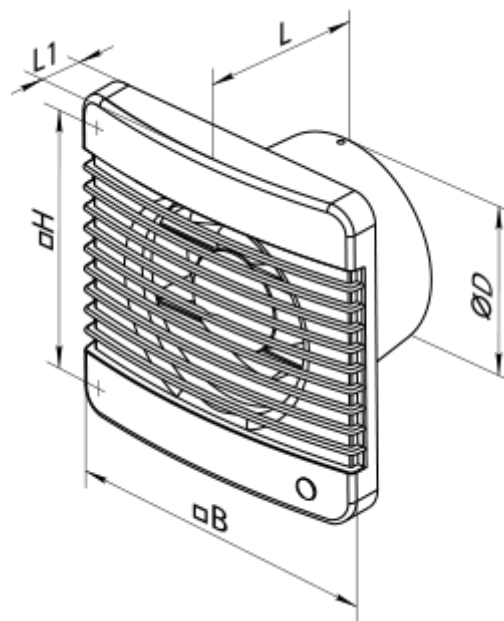
- Maximum airflow: 99
- Sound pressure level LpA at 3 m: 37
- Motor type: AC
- Casing material: Plastic
- Timer: Turn off timer

| | Unit of measurement | 100 M T L press |
|---|-------------------------|-----------------|
| Connected air duct size | mm | 100 |
| Speed | - | 1 |
| Minimum supply voltage | V | 220 |
| Maximum supply voltage | V | 240 |
| Power supply frequency | Hz | 50/60 |
| Rated power | W | 16 |
| Unit current | A | 0.1 |
| Maximum airflow | m ³ /h | 99 |
| Sound pressure level LpA at 3 m | dB(A) | 37 |
| Weight | kg | 0.65 |
| Ambient air temperature min | °C | 1 |
| Ambient air temperature max | °C | 40 |
| Ingress protection rating | - | IP34 |
| ErP compliance | - | 2016 |
| Cold - Specific energy consumption (SEC) | kWh/(m ² /a) | 0 |
| SEC Class Cold | - | B |
| Average - Specific energy consumption (SEC) | kWh/(m ² /a) | 0 |
| SEC Class Average | - | E |
| Warm - Specific energy consumption (SEC) | kWh/(m ² /a) | 0 |
| SEC Class Warm | - | F |
| Unit category | - | RVU |

| | | |
|--|-----------------------|----------------|
| Type of ventilation unit | - | Unidirectional |
| Type of drive installed | - | Single speed |
| Type of heat recovery system | - | None |
| Maximum flow rate | m ³ /h | 0 |
| Electric power input | W | 0 |
| Reference flow rate | m ³ /s | 0 |
| Specific power input (SPI) | W/(m ³ /h) | 0 |
| Control typology | - | Manual control |
| Maximum external leakage rates | % | 0 |
| Cold - The annual electricity consumption (AEC) | kWh/a | 0 |
| Average - The annual electricity consumption (AEC) | kWh/a | 0 |
| Warm - Jährlicher Stromverbrauch (JSV) | kWh/a | 0 |
| Cold - The annual heating saved (AHS) | kWh/a | 0 |
| The annual heating saved (AHS) Average | kWh/a | 0 |
| The annual heating saved (AHS) Warm | kWh/a | 0 |
| Sound power level | dB(A) | 0 |
| Declared typology | - | RVU UVU |



Dimensions

| ∅D | B | H | L | L1 |
|-----|-----|-----|------|----|
| 100 | 159 | 135 | 88.5 | 23 |



Accessories

Cooker Hoods

| Name | Photo | Description |
|------------------------|---|--|
| KO_100 |  | Back valve is designed for domestic fan series VENTS M, M1, D, S, M3, X, X1, LD, LD Fresh time, Silenta-M, Silenta-S, Modern, Vitro star, Z star, X star |
| FO_100 |  | The window flange applicable for all VENTS fans except for VKO, VKO1, iFan, Quiet, MAO, CF |