

# 150 D L



Axial extract fans with thin front panels

- Maximum airflow: 292
- Sound pressure level LpA at 3 m: 38
- Motor type: AC
- Casing material: Plastic
- Humidity sensor
- Timer: Turn off timer

|                                 | Unit of measurement | 150 D L |
|---------------------------------|---------------------|---------|
| Connected air duct size         | mm                  | 150     |
| Speed                           | -                   | 1       |
| Minimum supply voltage          | V                   | 220     |
| Maximum supply voltage          | V                   | 240     |
| Power supply frequency          | Hz                  | 50      |
| Rated power                     | W                   | 24      |
| Unit current                    | A                   | 0.13    |
| Maximum airflow                 | m <sup>3</sup> /h   | 292     |
| Sound pressure level LpA at 3 m | dB(A)               | 38      |
| Weight                          | kg                  | 0.92    |
| Ambient air temperature min     | °C                  | 1       |
| Ambient air temperature max     | °C                  | 40      |
| Ingress protection rating       | -                   | IP34    |





### Dimensions

| ∅D  | B   | H   | L   | L1 |
|-----|-----|-----|-----|----|
| 150 | 205 | 165 | 132 | 13 |

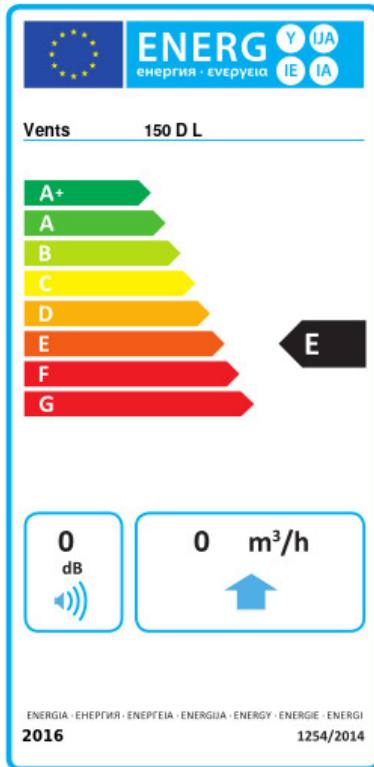


## Accessories

### Flanges

| Name                   | Photo   | Description  |
|------------------------|---|--|
| <a href="#">KO 150</a> |  | Back valve is designed for domestic fan series VENTS M, M1, D, S, M3, X, X1, LD, LD Fresh time, Silenta-M, Silenta-S, Modern, Vitro star, Z star, X star |
| <a href="#">FO 150</a> |  | The window flange applicable for all VENTS fans except for VKO, VKO1, iFan, Quiet, MAO, CF   |

## Ecodesign



|   |                |   |         |   |      |   |
|---|----------------|---|---------|---|------|---|
| Trademark   | Vents          |   |         |   |      |   |
| Model   | 150 D L        |   |         |   |      |   |
| Specific energy consumption (SEC) (kWh/(m <sup>2</sup> /a)) | Cold           |   | Average |   | Warm |   |
|   | 0              | B | 0       | E | 0    | F |
| Type of ventilation unit                                    | Unidirectional |   |         |   |      |   |
| Type of drive installed                                     | Single speed   |   |         |   |      |   |
| Type of heat recovery system                                | None           |   |         |   |      |   |
| Maximum flow rate (m <sup>3</sup> /h)                       | 0              |   |         |   |      |   |
| Electric power input (W)                                    | 0              |   |         |   |      |   |
| Reference flow rate (m <sup>3</sup> /s)                     | 0              |   |         |   |      |   |
| Specific power input (SPI) (W/(m <sup>3</sup> /h))          | 0              |   |         |   |      |   |
| Control typology  | Manual control |   |         |   |      |   |
| Maximum external leakage rates (%)                          | 0              |   |         |   |      |   |
| Declared typology   | RVU UVU        |   |         |   |      |   |
| Sound power level (dB(A))                                   | 0              |   |         |   |      |   |
| The annual electricity consumption (AEC) (kWh/a)            | Cold           |   | Average |   | Warm |   |
|   | 0              |   | 0       |   | 0    |   |
| The annual heating saved (AHS) (kWh/a)                      | Cold           |   | Average |   | Warm |   |
|   | 0              |   | 0       |   | 0    |   |