

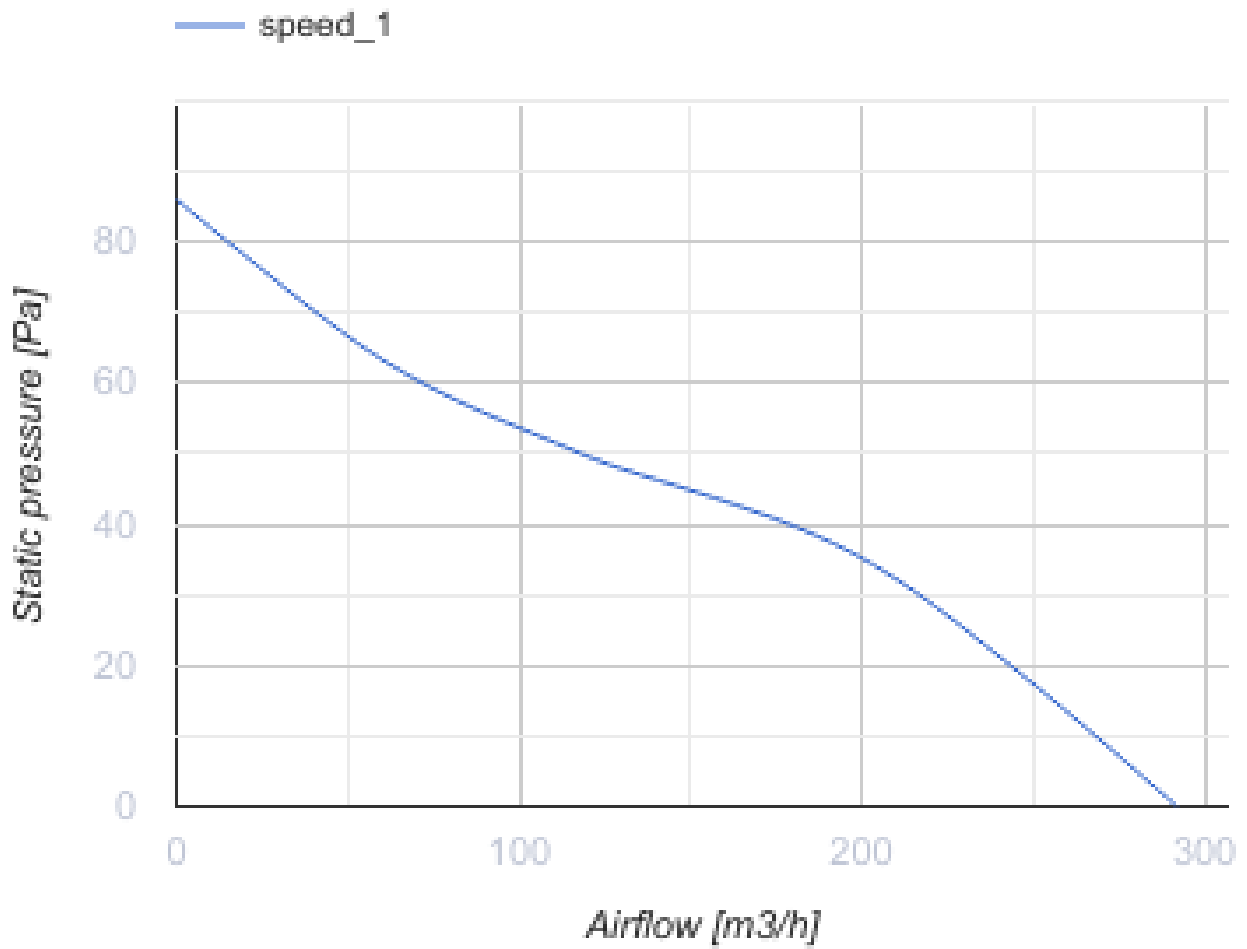
# 150 D TH K L



Axial fans for exhaust ventilation

- Maximum airflow: 292
- Sound pressure level LpA at 3 m: 38
- Motor type: AC
- Casing material: Plastic
- Humidity sensor
- Timer: Turn off timer

|                                 | Unit of measurement | 150 D TH K L |
|---------------------------------|---------------------|--------------|
| Connected air duct size         | mm                  | 150          |
| Speed                           | -                   | 1            |
| Minimum supply voltage          | V                   | 220          |
| Maximum supply voltage          | V                   | 240          |
| Power supply frequency          | Hz                  | 50           |
| Rated power                     | W                   | 24           |
| Unit current                    | A                   | 0.13         |
| Maximum airflow                 | m <sup>3</sup> /h   | 292          |
| Sound pressure level LpA at 3 m | dB(A)               | 38           |
| Weight                          | kg                  | 0.92         |
| Ambient air temperature min     | °C                  | 1            |
| Ambient air temperature max     | °C                  | 40           |
| Ingress protection rating       | -                   | IP34         |





### Dimensions

| ∅D  | B   | H   | L   | L1 |
|-----|-----|-----|-----|----|
| 150 | 205 | 165 | 132 | 13 |

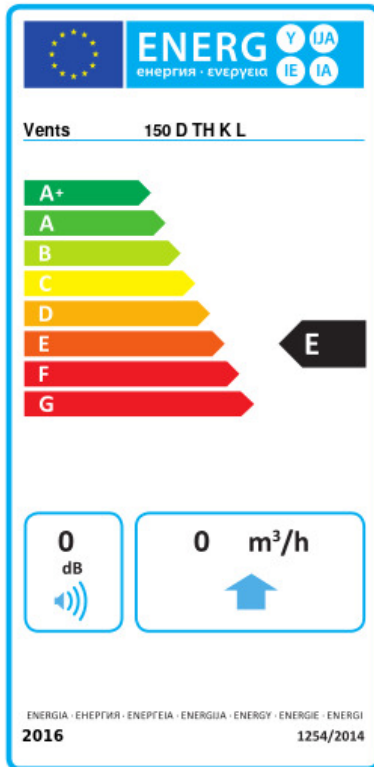


## Accessories

### Flanges

| Name                   | Photo   | Description  |
|------------------------|---|--|
| <a href="#">KO 150</a> |  | Back valve is designed for domestic fan series VENTS M, M1, D, S, M3, X, X1, LD, LD Fresh time, Silenta-M, Silenta-S, Modern, Vitro star, Z star, X star |
| <a href="#">FO 150</a> |  | The window flange applicable for all VENTS fans except for VKO, VKO1, iFan, Quiet, MAO, CF   |

## Ecodesign



|   |                |         |      |
|---|----------------|---------|------|
| Trademark   | Vents          |         |      |
| Model   | 150 D TH K L   |         |      |
| Specific energy consumption (SEC) (kWh/(m <sup>2</sup> /a)) | Cold           | Average | Warm |
|   | 0 B            | 0 E     | 0 F  |
| Type of ventilation unit                                    | Unidirectional |         |      |
| Type of drive installed                                     | Single speed   |         |      |
| Type of heat recovery system                                | None           |         |      |
| Maximum flow rate (m <sup>3</sup> /h)                       | 0              |         |      |
| Electric power input (W)                                    | 0              |         |      |
| Reference flow rate (m <sup>3</sup> /s)                     | 0              |         |      |
| Specific power input (SPI) (W/(m <sup>3</sup> /h))          | 0              |         |      |
| Control typology  | Manual control |         |      |
| Maximum external leakage rates (%)                          | 0              |         |      |
| Sound power level (dB(A))                                   | 0              |         |      |
| Declared typology   | RVU UVU        |         |      |
| The annual electricity consumption (AEC) (kWh/a)            | Cold           | Average | Warm |
|   | 0              | 0       | 0    |
| The annual heating saved (AHS) (kWh/a)                      | Cold           | Average | Warm |
|   | 0              | 0       | 0    |