

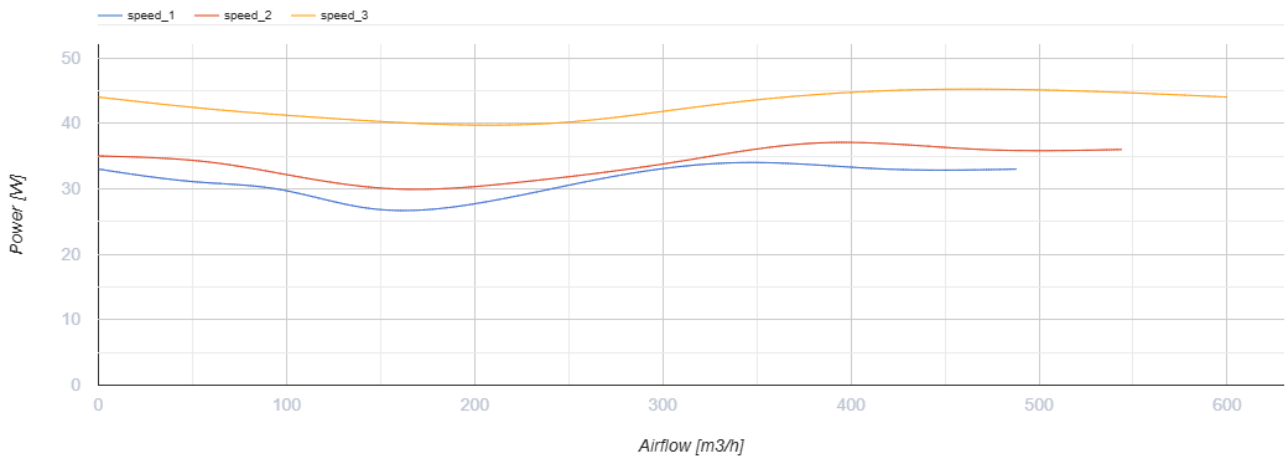
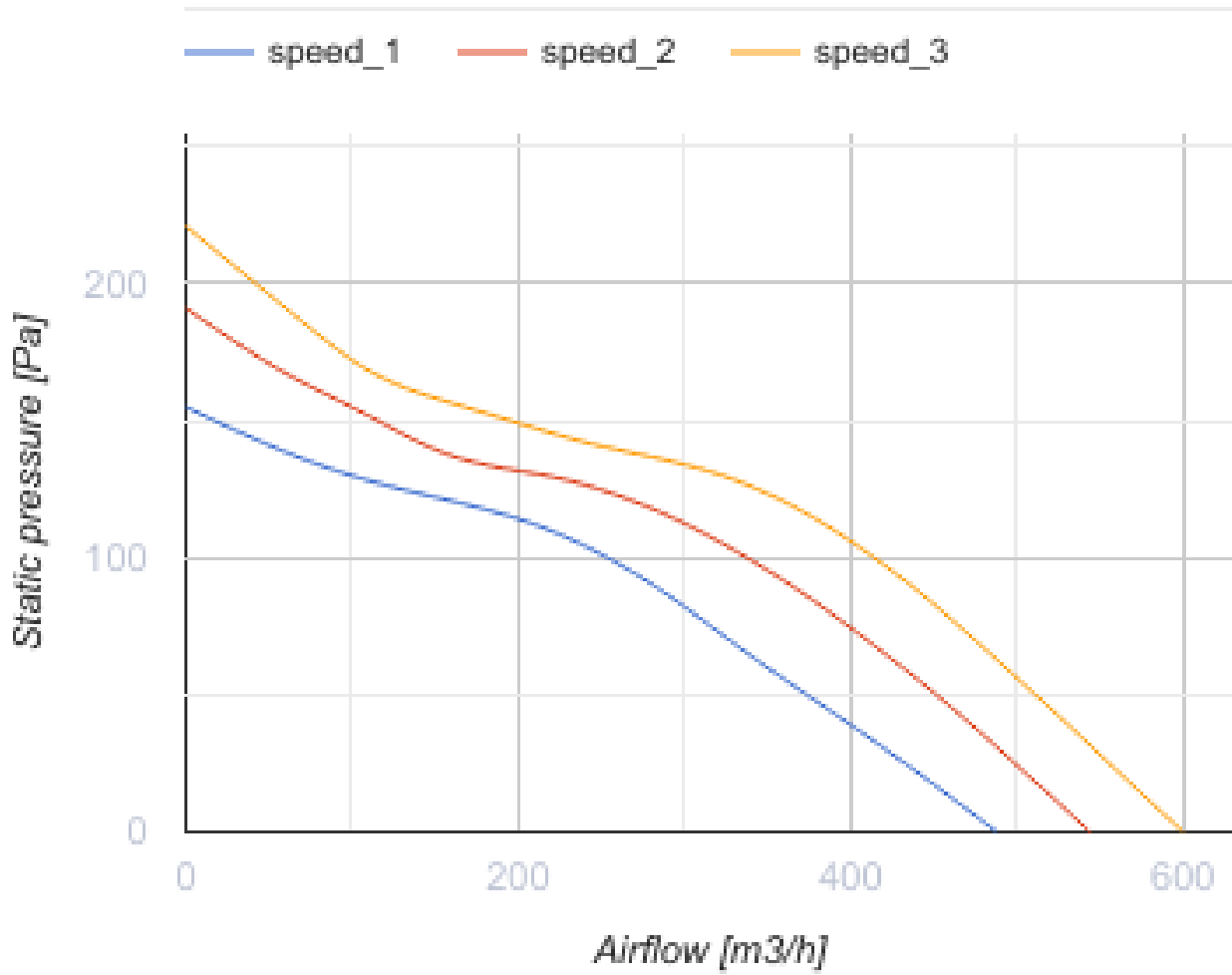
Boost 150



Mixed-flow inline fans

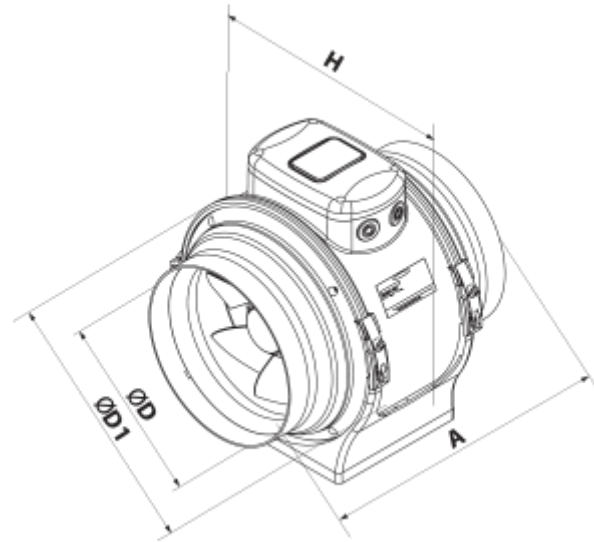
- Maximum airflow: 600
- Sound pressure level LpA at 3 m: 37
- Motor type: AC
- Impeller type: Mixed-flow
- Casing material: Plastic
- Installation in any position

	Unit of measurement	Boost 150		
Connected air duct size	mm	150		
Speed	-	3		
Minimum supply voltage	V	230		
Maximum supply voltage	V	230		
Power supply frequency	Hz	50		
Rated power	W	34	37	45
Unit current	A	0.15	0.16	0.20
Maximum airflow	m ³ /h	488	544	600
Sound pressure level LpA at 3 m	dB(A)	34	35	37
Transported air temperature (max)	°C	55		
Transported air temperature (min)	°C	-25		
Ingress protection rating	-	IPX4		
Ingress protection rating of the drive	-	IP20		



Dimensions

ØD	ØD1	A	H
149	247	301	267



Ecodesign

Trademark	Vents
Model	Boost 150
Type of drive installed	Integrated VSD
Type of heat recovery system	None
Nominal flow rate (m ³ /s)	0.092
Nominal external pressure (Pa)	128
Maximum external leakage rates (%)	2.7
Static efficiency (%)	28
Declared typology	NRVU UVU
Sound power level (dB(A))	56
Effective electric power input (kW)	0.043