

# Boost-I 200 T

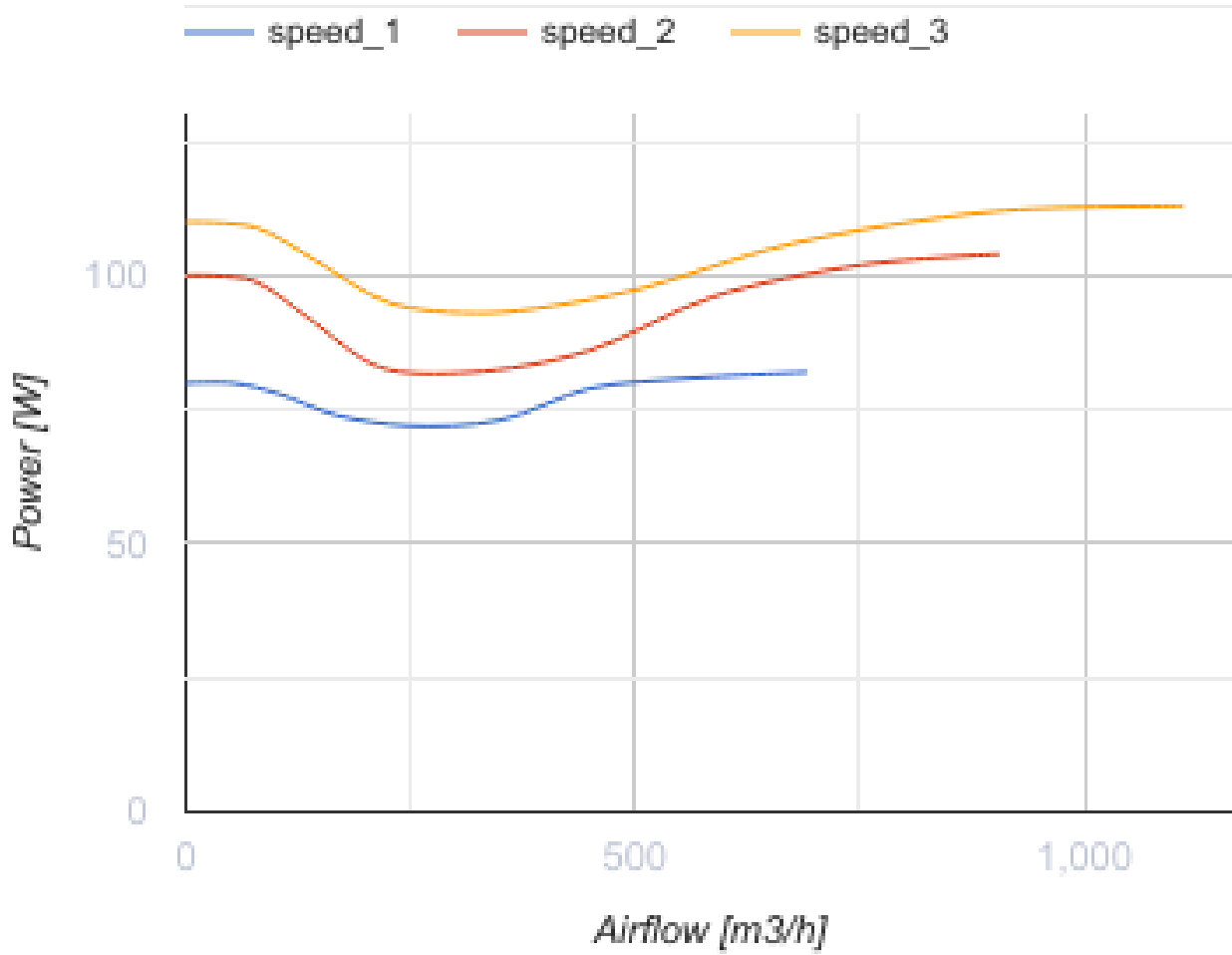


Inline mixed-flow fans in sound- and heat-insulated casing

- Maximum airflow: 1110
- Sound pressure level LpA at 3 m: 44
- Sound insulation
- Motor type: AC
- Impeller type: Mixed-flow
- Casing material: Galvanized steel
- Installation in any position
- Timer: Turn off timer

	Unit of measurement	Boost-I 200 T		
Connected air duct size	mm	200		
Speed	-	3		
Phases	-	1		
Minimum supply voltage	V	230		
Maximum supply voltage	V	230		
Power supply frequency	Hz	50		
Rated power	W	82	104	113
Unit current	A	0.37	0.46	0.51
Maximum airflow	m <sup>3</sup> /h	692	906	1110
rotation speed at 50hz	-	2229	2634	2823
Sound pressure level LpA at 3 m	dB(A)	37	42	44
Weight	kg	8.2		
Transported air temperature (max)	°C	55		
Transported air temperature (min)	°C	-25		
Ambient air temperature min	°C	1		
Ambient air temperature max	°C	40		
Ingress protection rating	-	IPX4		
Ingress protection rating of the drive	-	IP20		








## Dimensions

$\varnothing D$	$\varnothing D1$	B	L	L1
199	281	339	601	739







## Accessories




### For round ducts

Name	Photo	Description
<a href="#">SR 200/600</a>		Silencer is applied for noise absorption produced during the ventilating equipment operation and spread along the ducting systems
<a href="#">SR 200/1200</a>		Silencer is applied for noise absorption produced during the ventilating equipment operation and spread along the ducting systems
<a href="#">SR 200/900</a>		Silencer is applied for noise absorption produced during the ventilating equipment operation and spread along the ducting systems

### For round ducts

Name	Photo	Description
<a href="#">FBK 200-5</a>		Pocket filter
<a href="#">FBK 200-4</a>		Pocket filter
<a href="#">FB 200</a>		Panel filters
<a href="#">FBK 200-7</a>		Pocket filter

### Speed controllers




Name	Photo	Description
<a href="#">RS-3.0-T</a>		Applied in ventilation systems for speed switching ON/OFF and speed control of single-phase power-controlled motors
<a href="#">RS-1-400</a>		Speed controller
<a href="#">RS-1.5-PS</a>		Used in ventilation systems for switching on/off and speed control of single-phase fan motors with voltage control

### Speed control switches



Name	Photo	Description
------	-------	-------------

<a href="#">P3-1-300</a>		Switch
--------------------------	---	--------






### For round ducts

Name	Photo	Description
<a href="#">KR 200</a>		Air damper for air flow control in round air ducts
<a href="#">KOMu 200</a>		Spring-loaded backdraft damper for round ducts
<a href="#">KOM 200</a>		Spring-loaded backdraft damper for round ducts

### Water heaters

Name	Photo	Description
<a href="#">NKV 200-4</a>		Duct water heaters are designed for heating of supply air in round ventilation systems. They can be also applied in supply or supply and exhaust ventilating units
<a href="#">NKV 200-2</a>		Duct water heaters are designed for heating of supply air in round ventilation systems. They can be also applied in supply or supply and exhaust ventilating units

### Electrical heaters

Name	Photo	Description
<a href="#">NK 200-3,4-1</a>		Duct electric heater
<a href="#">NK 200-2,4-1</a>		Duct electric heater
<a href="#">NK 200-2,0-1</a>		Duct electric heater
<a href="#">NK 200-1,7-1</a>		Duct electric heater
<a href="#">NK 200-1,2-1</a>		Duct electric heater

## Ecodesign

Trademark	Vents
Model	Boost-I 200 T
Type of drive installed	Integrated VSD
Type of heat recovery system	None
Nominal flow rate (m <sup>3</sup> /s)	0
Nominal external pressure (Pa)	0
Maximum external leakage rates (%)	0
Static efficiency (%)	0
Effective electric power input (kW)	0
Sound power level (dB(A))	0
Declared typology	NRVU UVU