

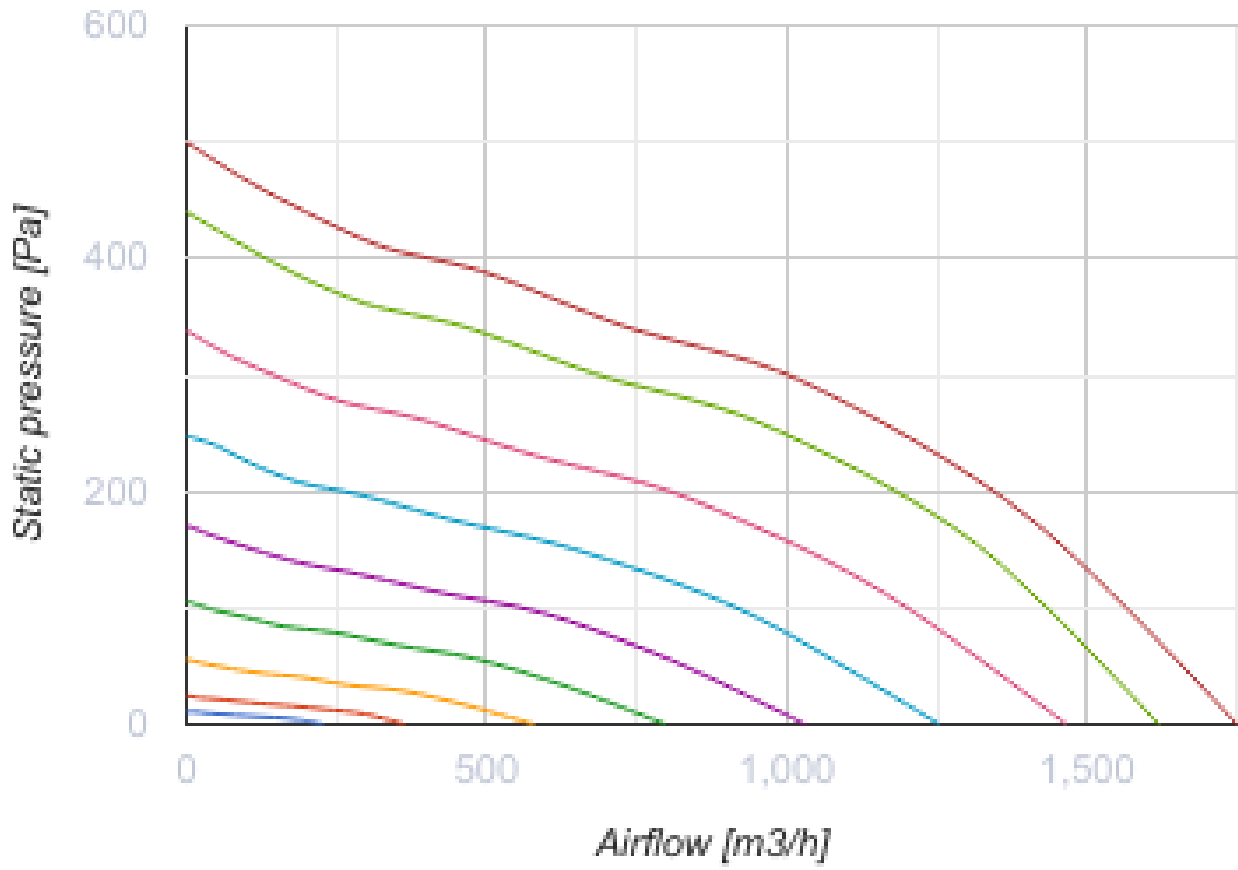
# Boost-I 250 EC P

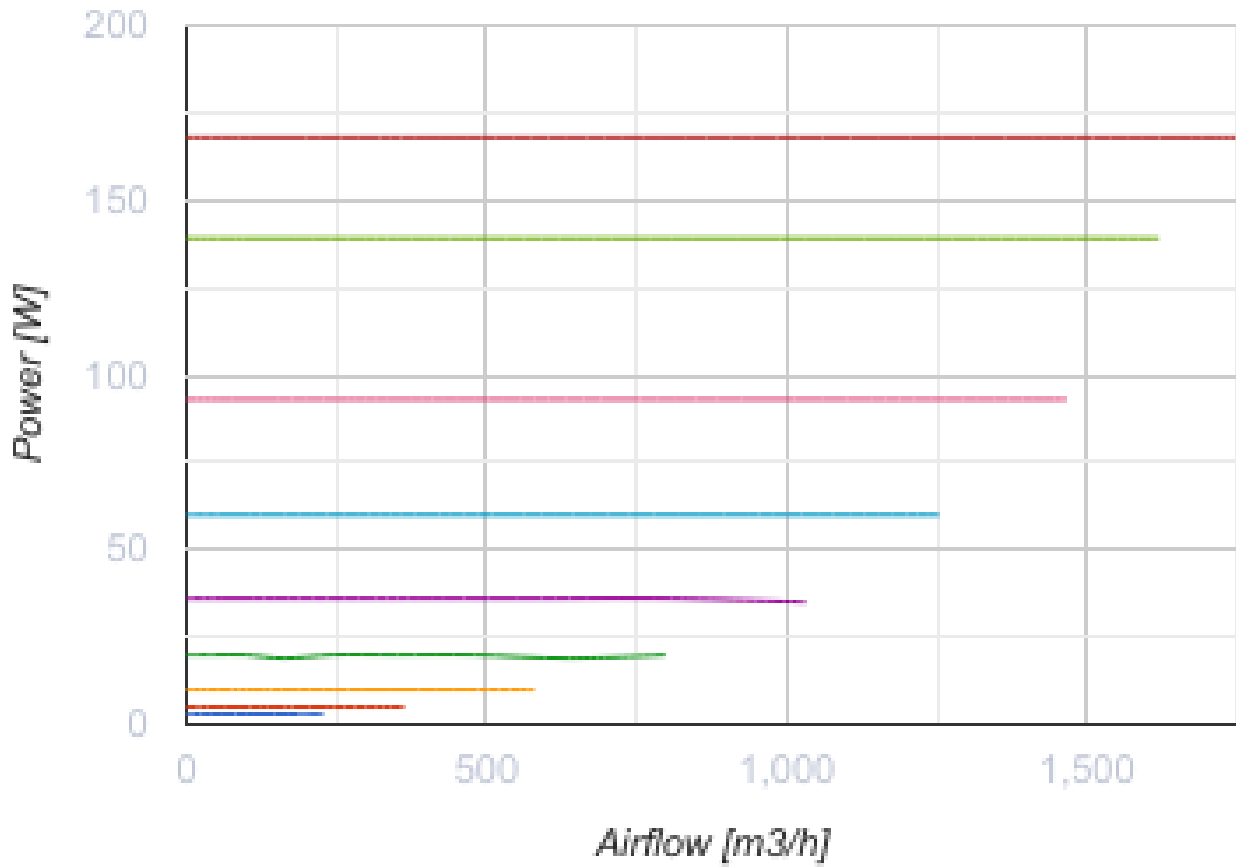


Mixed-type duct fans with EC motors in casing with noise and heat insulation

- Maximum airflow: 1750
- Sound pressure level LpA at 3 m: 48
- Sound insulation
- Motor type: EC
- Control: Speed controller
- Impeller type: Mixed
- Casing material: Galvanized steel
- Installation in any position

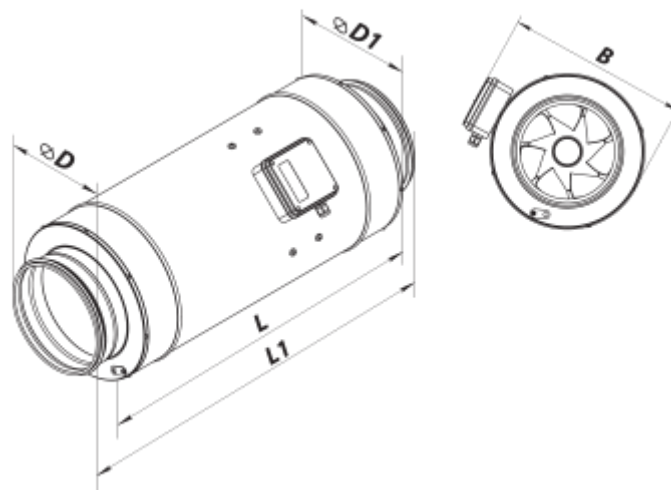
	Unit of measurement	Boost-I 250 EC P
Connected air duct size	mm	250
Speed	-	1
Phases	-	1
Minimum supply voltage	V	230
Maximum supply voltage	V	230
Power supply frequency	Hz	50/60
Rated power	W	168
Unit current	A	1.34
Maximum airflow	m <sup>3</sup> /h	1750
rotation speed at 50hz	-	3282
Sound pressure level LpA at 3 m	dB(A)	48
Weight	kg	9.8
Transported air temperature (max)	°C	55
Transported air temperature (min)	°C	-25
Ambient air temperature min	°C	1
Ambient air temperature max	°C	40
Ingress protection rating	-	IPX4
Ingress protection rating of the drive	-	IP44








### Dimensions

$\varnothing D$	$\varnothing D1$	L	L1	B
249	337	601	739	389







## Accessories





### For round ducts

Name	Photo	Description
<a href="#">SR 250/600</a>		Silencer is applied for noise absorption produced during the ventilating equipment operation and spread along the ducting systems
<a href="#">SR 250/900</a>		Silencer is applied for noise absorption produced during the ventilating equipment operation and spread along the ducting systems
<a href="#">SR 250/1200</a>		Silencer is applied for noise absorption produced during the ventilating equipment operation and spread along the ducting systems



### For round ducts

Name	Photo	Description
<a href="#">FB 250</a>		Panel filters
<a href="#">FBK 250-4</a>		Pocket filter
<a href="#">FBK 250-5</a>		Pocket filter
<a href="#">FBK 250-7</a>		Pocket filter




### Electrical heaters

Name	Photo	Description
<a href="#">NK 250-1,2-1</a>		Duct electric heater
<a href="#">NK 250-2,0-1</a>		Duct electric heater
<a href="#">NK 250-2,4-1</a>		Duct electric heater
<a href="#">NK 250-3,0-1</a>		Duct electric heater

### Water heaters

Name	Photo	Description
<a href="#">NKV 250-2</a>		Duct water heaters are designed for heating of supply air in round ventilation systems. They can be also applied in supply or supply and exhaust ventilating units
<a href="#">NKV 250-4</a>		Duct water heaters are designed for heating of supply air in round ventilation systems. They can be also applied in supply or supply and exhaust ventilating units

### For round ducts

Name	Photo	Description
<a href="#">KOM 250</a>		Spring-loaded backdraft damper for round ducts
<a href="#">KOMu 250</a>		Spring-loaded backdraft damper for round ducts
<a href="#">KR 250</a>		Air damper for air flow control in round air ducts

### Speed controllers

Name	Photo	Description
<a href="#">R-1/010</a>		Speed controller for EC motors