

# Boost-I 315 EC R

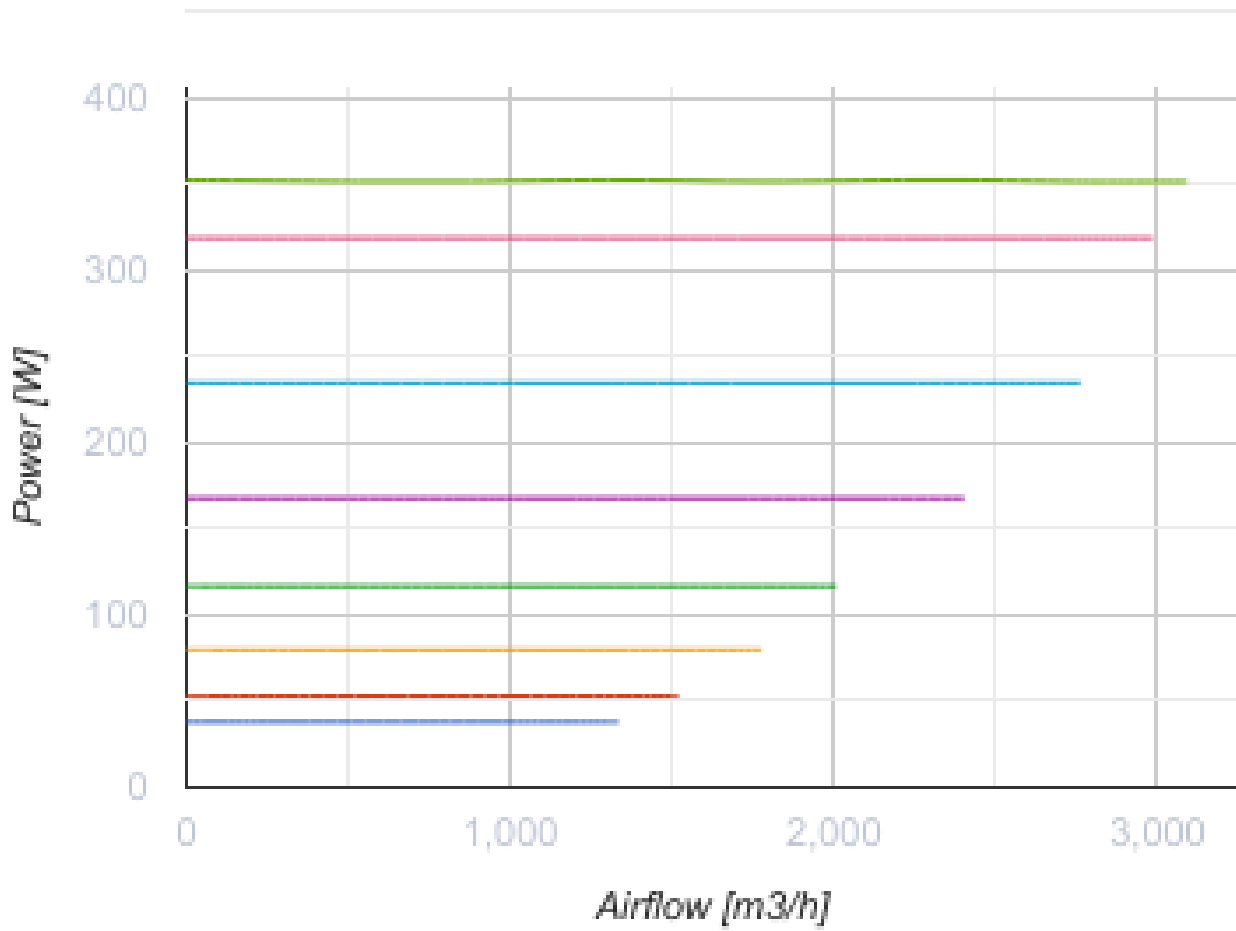


Mixed-type duct fans with EC motors in casing with noise and heat insulation

- Maximum airflow: 3090
- Sound pressure level LpA at 3 m: 47
- Sound insulation
- Motor type: EC
- Impeller type: Mixed-flow
- Casing material: Galvanized steel
- Installation in any position
- Cable with mains plug

	Unit of measurement	Boost-I 315 EC R
Connected air duct size	mm	315
Speed	-	1
Phases	-	1
Minimum supply voltage	V	230
Maximum supply voltage	V	230
Power supply frequency	Hz	50/60
Rated power	W	353
Unit current	A	1.56
Maximum airflow	m <sup>3</sup> /h	3090
rotation speed at 50hz	-	2470
Sound pressure level LpA at 3 m	dB(A)	47
Weight	kg	20.7
Transported air temperature (max)	°C	55
Transported air temperature (min)	°C	-25
Ambient air temperature min	°C	1
Ambient air temperature max	°C	40
Ingress protection rating	-	IPX4
Ingress protection rating of the drive	-	IP44








### Dimensions

$\varnothing D$	$\varnothing D1$	B	L	L1
314	412	468	601	739







## Accessories




### For round ducts

Name	Photo	Description
<a href="#">SR 315/600</a>		Silencer is applied for noise absorption produced during the ventilating equipment operation and spread along the ducting systems
<a href="#">SR 315/900</a>		Silencer is applied for noise absorption produced during the ventilating equipment operation and spread along the ducting systems
<a href="#">SR 315/1200</a>		Silencer is applied for noise absorption produced during the ventilating equipment operation and spread along the ducting systems

### For round ducts



Name	Photo	Description
<a href="#">FB 315</a>		Panel filters
<a href="#">FBK 315-4</a>		Pocket filter
<a href="#">FBK 315-5</a>		Pocket filter
<a href="#">FBK 315-7</a>		Pocket filter

### Electrical heaters




Name	Photo	Description
<a href="#">NK 315-1,2-1</a>		Duct electric heater
<a href="#">NK 315-2,0-1</a>		Duct electric heater
<a href="#">NK 315-2,4-1</a>		Duct electric heater

### Water heaters

Name	Photo	Description
------	-------	-------------

<a href="#">NKV 315-2</a>		Duct water heaters are designed for heating of supply air in round ventilation systems. They can be also applied in supply or supply and exhaust ventilating units
<a href="#">NKV 315-4</a>		Duct water heaters are designed for heating of supply air in round ventilation systems. They can be also applied in supply or supply and exhaust ventilating units

### For round ducts

Name	Photo	Description
<a href="#">KOM 315</a>		Spring-loaded backdraft damper for round ducts
<a href="#">KOMu 315</a>		Spring-loaded backdraft damper for round ducts
<a href="#">KR 315</a>		Air damper for air flow control in round air ducts

### Speed controllers

Name	Photo	Description
<a href="#">R-1/010</a>		Speed controller for EC motors