

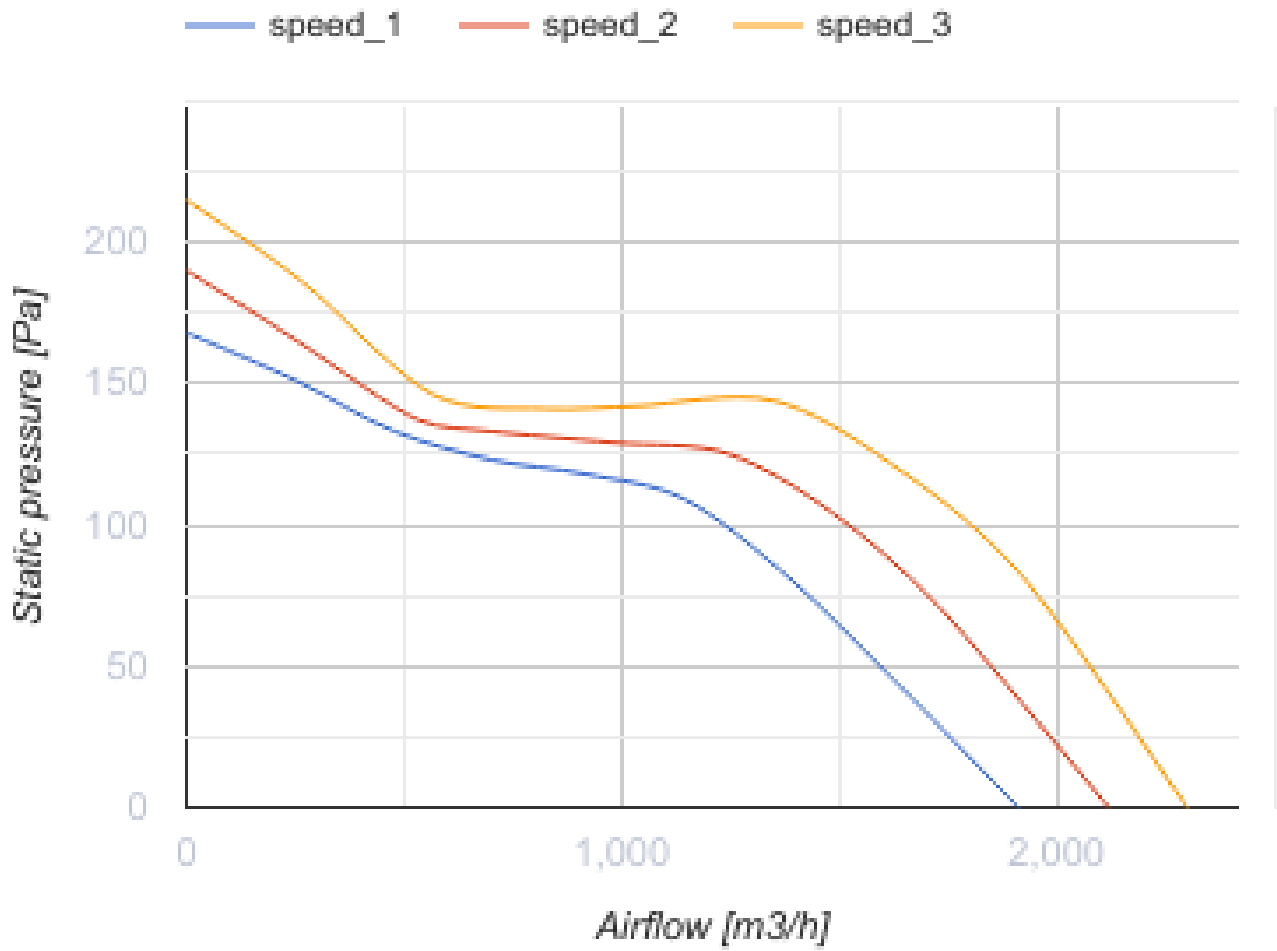
# Boost-I 315 Un



Inline mixed-flow fans in sound- and heat-insulated casing

- Maximum airflow: 2300
- Sound pressure level LpA at 3 m: 36
- Sound insulation
- Motor type: AC
- Control: Speed controller
- Impeller type: Mixed-flow
- Casing material: Galvanized steel
- Installation in any position
- Cable with mains plug
- Temperature sensor: Remote

	Unit of measurement	Boost-I 315 Un		
Connected air duct size	mm	315		
Speed	-	3		
Phases	-	1		
Minimum supply voltage	V	230		
Maximum supply voltage	V	230		
Power supply frequency	Hz	50		
Rated power	W	126	131	148
Unit current	A	0.60	0.58	0.66
Maximum airflow	m <sup>3</sup> /h	1913	2120	2300
rotation speed at 50hz	-	1350	1400	1470
Sound pressure level LpA at 3 m	dB(A)	33	34	36
Weight	kg	20.7		
Transported air temperature (max)	°C	55		
Transported air temperature (min)	°C	-25		
Ambient air temperature min	°C	1		
Ambient air temperature max	°C	40		
Ingress protection rating	-	IPX4		
Ingress protection rating of the drive	-	IP20		








## Dimensions

$\varnothing D$	$\varnothing D1$	B	L	L1
314	412	468	601	739







## Accessories




### For round ducts

Name	Photo	Description
<a href="#">SR 315/600</a>		Silencer is applied for noise absorption produced during the ventilating equipment operation and spread along the ducting systems
<a href="#">SR 315/900</a>		Silencer is applied for noise absorption produced during the ventilating equipment operation and spread along the ducting systems
<a href="#">SR 315/1200</a>		Silencer is applied for noise absorption produced during the ventilating equipment operation and spread along the ducting systems

### For round ducts



Name	Photo	Description
<a href="#">FB 315</a>		Panel filters
<a href="#">FBK 315-4</a>		Pocket filter
<a href="#">FBK 315-5</a>		Pocket filter
<a href="#">FBK 315-7</a>		Pocket filter

### Electrical heaters




Name	Photo	Description
<a href="#">NK 315-1,2-1</a>		Duct electric heater
<a href="#">NK 315-2,0-1</a>		Duct electric heater
<a href="#">NK 315-2,4-1</a>		Duct electric heater

### Water heaters

Name	Photo	Description
------	-------	-------------

<a href="#">NKV 315-2</a>		Duct water heaters are designed for heating of supply air in round ventilation systems. They can be also applied in supply or supply and exhaust ventilating units
<a href="#">NKV 315-4</a>		Duct water heaters are designed for heating of supply air in round ventilation systems. They can be also applied in supply or supply and exhaust ventilating units




### For round ducts

Name	Photo	Description
<a href="#">KOM 315</a>		Spring-loaded backdraft damper for round ducts
<a href="#">KOMu 315</a>		Spring-loaded backdraft damper for round ducts
<a href="#">KR 315</a>		Air damper for air flow control in round air ducts

### Speed control switches

Name	Photo	Description
<a href="#">P3-1-300</a>		Switch

### Speed controllers

Name	Photo	Description
<a href="#">RS-1,5-PS</a>		Used in ventilation systems for switching on/off and speed control of single-phase fan motors with voltage control
<a href="#">RS-1-400</a>		Speed controller
<a href="#">RS-3,0-T</a>		Applied in ventilation systems for speed switching ON/OFF and speed control of single-phase power-controlled motors