


# DVUE 300 HB EC A21 V.2

Floor-mounted single-room air handling units in a heat- and sound-insulated casing



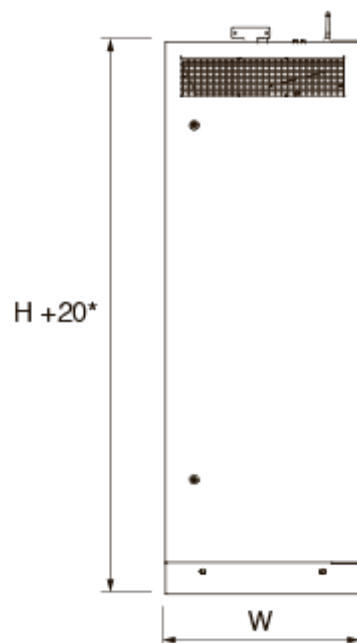
- Maximum airflow: 320
- Sound pressure level LpA at 3 m: 37
- Sound pressure level LpA at 1 m: 47
- Heat exchanger type: Counter flow
- Extract filter: ISO Coarse >60% (G4)
- Supply filter: ISO ePM1 60% (F7)
- Sound insulation
- Motor type: EC
- Enthalpy heat exchanger
- Bypass: Auto
- BMS protocol: ModBus
- Control: Smartphone
- Casing material: Coated steel
- Humidity sensor: Optional
- CO2 sensor: Optional
- VOC sensor: Optional
- PM2.5 sensor: Optional
- Temperature sensor

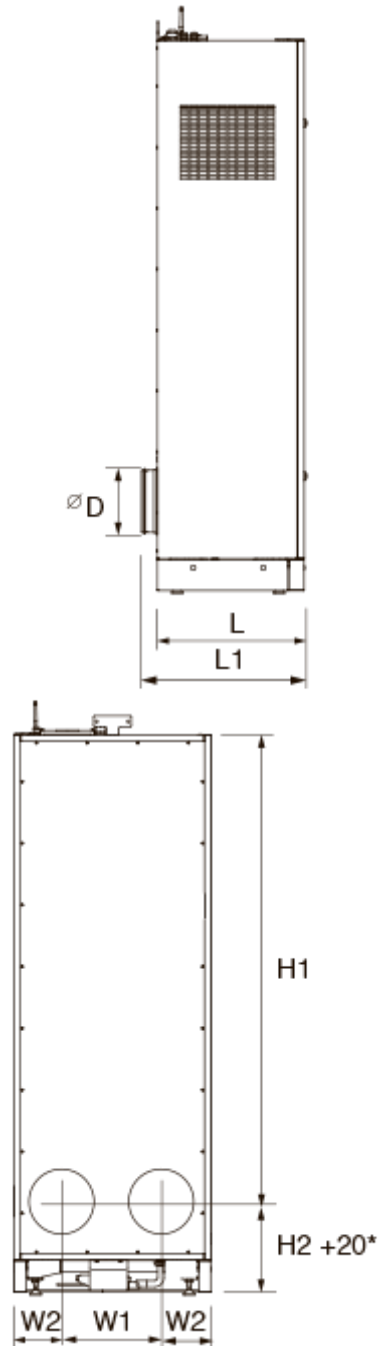
	Unit of measurement	DVUE 300 HB EC A21 V.2
Connected air duct size	mm	200
Speed	-	1
Phases	-	1
Minimum supply voltage	V	230
Maximum supply voltage	V	230
Power supply frequency	Hz	50/60
Rated power	W	96
Unit current	A	0.75
Maximum airflow	m <sup>3</sup> /h	320
Sound pressure level LpA at 3 m	dB(A)	37
Sound pressure level LpA at 1 m	dB(A)	47
Heat recovery efficiency, max	%	89
Heat exchanger type	-	Counter flow
Heat exchanger material	-	Enthalpy
Weight	kg	100
Extract filter	-	ISO Coarse >60% (G4)
Supply filter	-	ISO ePM1 60% (F7)
Transported air temperature (max)	°C	40
Transported air temperature (min)	°C	-25

Ambient air temperature min	°C	1
Ambient air temperature max	°C	40
Ambient air humidity max	%	60
Ingress protection rating	-	IP20
Ingress protection rating of the drive	-	IP44

## Dimensions

W	W1	W2	L	L1	H	H1	H2	D
620	310	155	470	520	1775	1485	285	200





## Accessories

### Metal



Name	Photo	Description
<a href="#">MVMA 200 bVn Al</a>		Supply and exhaust metal grille

### Other accessories







Name	Photo	Description
------	-------	-------------

NB DVUT 300 HB white		Outer ventilation hood
NB DVUT 300 HB chrome		Outer ventilation hood


### VOC sensors

Name	Photo	Description
<a href="#">DPWQ30600</a>		VOC sensors
<a href="#">DPWQ40200</a>		CO2 sensor

### Sensors

Name	Photo	Description
<a href="#">DPWC11200</a>		Humidity sensor
<a href="#">HR-S</a>		Electro-mechanical humidistats
<a href="#">CO2-1</a>		CO2 sensors
<a href="#">CO2-2</a>		CO2 sensors
<a href="#">CO2-3</a>		CO2 sensor
<a href="#">HV2</a>		Humidity sensor

### Condensation drainage

Name	Photo	Description
<a href="#">DN-2</a>		The drain pump provides extraction and discharge of condensate in ventilation systems

[SH-32](#)

The hydraulic U-trap for condensate drainage from heat exchangers and coolers in ventilation and air conditioning systems