


DVUT 300 PB EC A21 V.2

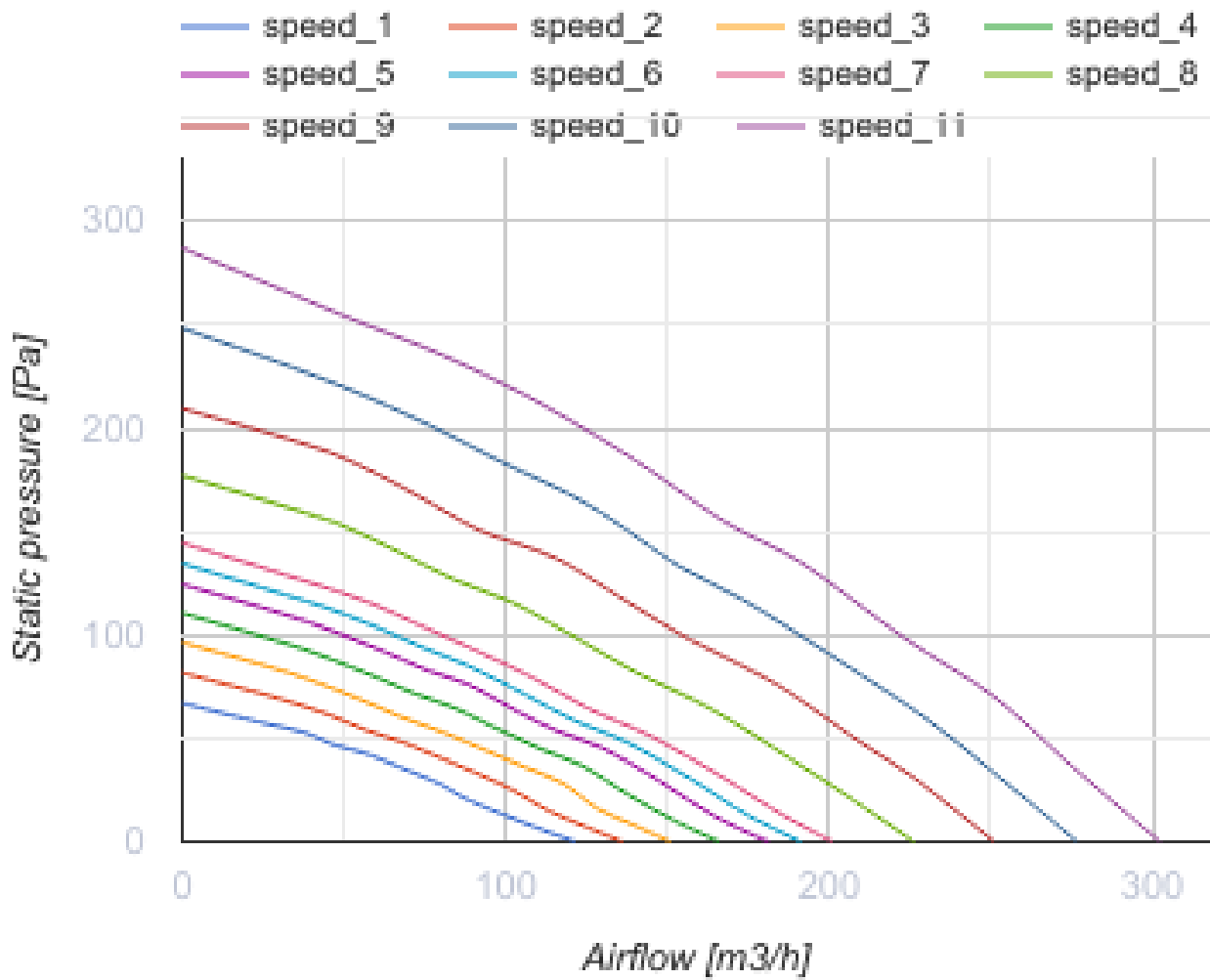
Suspension-mounted single-room air handling units in a heat- and sound insulated casing

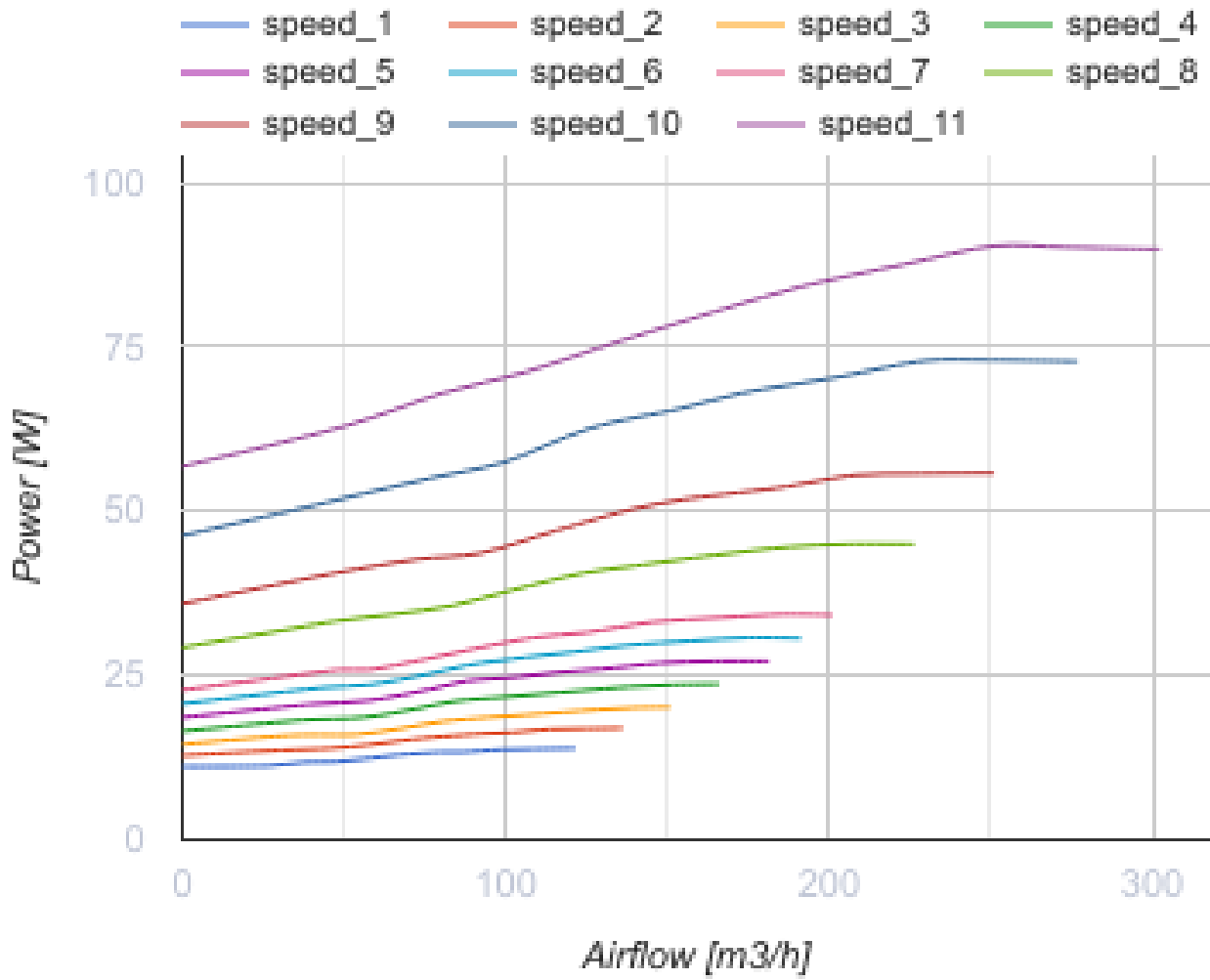


- Maximum airflow: 300
- Sound pressure level LpA at 3 m: 34
- Sound pressure level LpA at 1 m: 44
- Heat exchanger type: Counter flow
- Extract filter: ISO Coarse >60% (G4)
- Supply filter: ISO ePM1 60% (F7)
- Sound insulation
- Motor type: EC
- Bypass: Auto
- BMS protocol: ModBus
- Control: Smartphone
- Casing material: Galvanized steel
- Humidity sensor: Optional
- CO2 sensor: Optional
- VOC sensor: Optional
- Temperature sensor: Built-in

| | Unit of measurement | DVUT 300 PB EC A21 V.2 |
|-----------------------------------|---------------------|------------------------|
| Connected air duct size | mm | 200 |
| Minimum supply voltage | V | 230 |
| Maximum supply voltage | V | 230 |
| Power supply frequency | Hz | 50/60 |
| Rated power | W | 97 |
| Unit current | A | 0.8 |
| Maximum airflow | m ³ /h | 300 |
| Sound pressure level LpA at 3 m | dB(A) | 34 |
| Sound pressure level LpA at 1 m | dB(A) | 44 |
| Heat recovery efficiency, max | % | 92 |
| Heat exchanger type | - | Counter flow |
| Heat exchanger material | - | Polystyrene |
| Weight | kg | 78 |
| Extract filter | - | ISO Coarse >60% (G4) |
| Supply filter | - | ISO ePM1 60% (F7) |
| Transported air temperature (max) | °C | 40 |
| Transported air temperature (min) | °C | -25 |
| Ambient air temperature min | °C | 1 |
| Ambient air temperature max | °C | 40 |

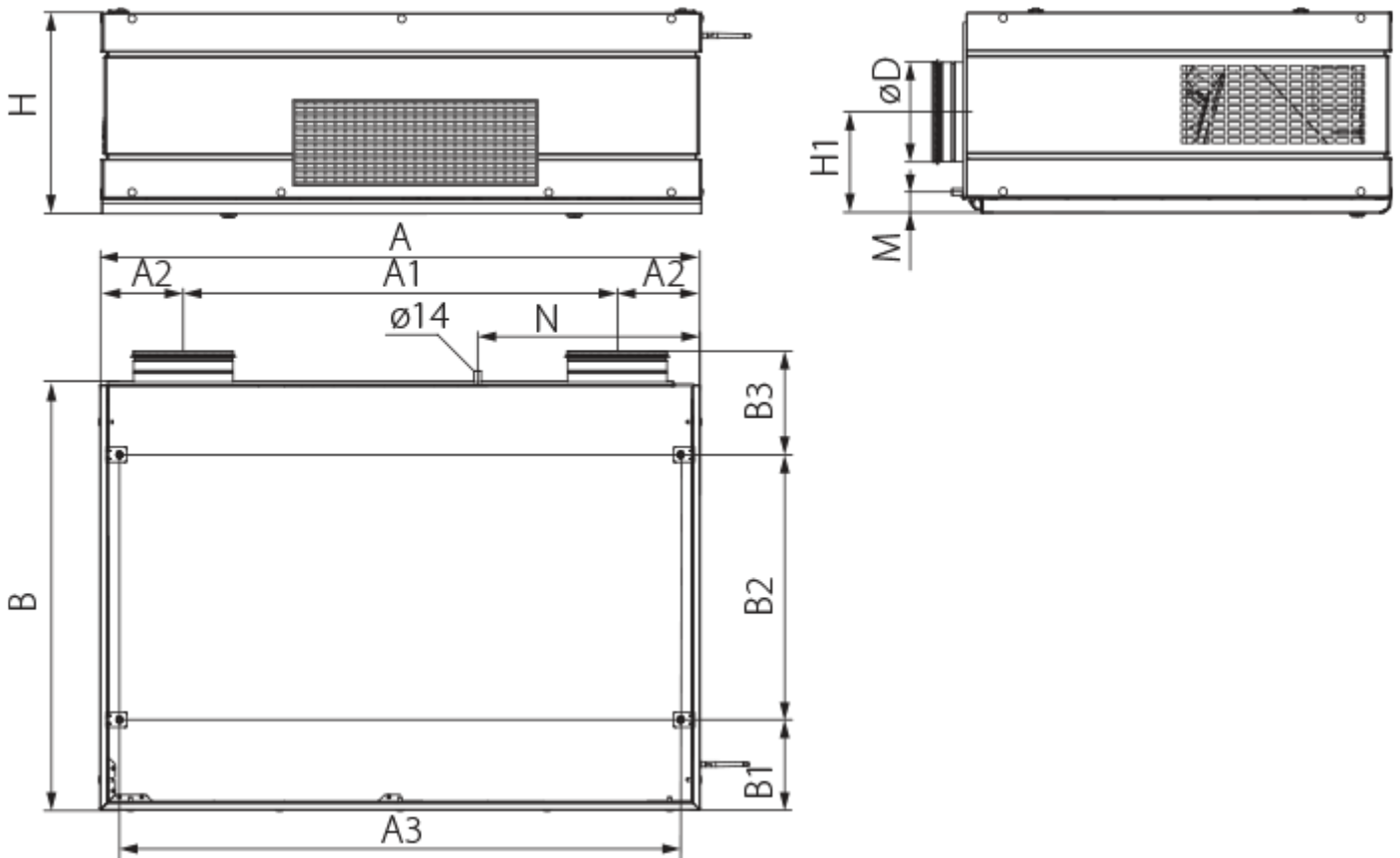
| | | |
|--|---|------|
| Ambient air humidity max | % | 60 |
| Ingress protection rating | - | IP20 |
| Ingress protection rating of the drive | - | IP44 |





Dimensions

| ∅D | A | A1 | A2 | A3 | B | B1 | B2 | B3 | H | H1 | N | M |
|-----|------|-----|-----|------|-----|-----|-----|-----|-----|-----|-----|----|
| 200 | 1200 | 867 | 166 | 1122 | 850 | 181 | 530 | 207 | 402 | 202 | 445 | 41 |






Accessories

VOC sensors




| Name | Photo | Description |
|---------------------------|-------|-------------|
| DPWQ30600 | | VOC sensors |
| DPWQ40200 | | CO2 sensor |

Sensors


| Name | Photo | Description |
|---------------------------|-------|-----------------|
| CO2-3 | | CO2 sensor |
| DPWC11200 | | Humidity sensor |
| HV2 | | Humidity sensor |

| | | |
|-----------------------|---|--------------------------------|
| HR-S |  | Electro-mechanical humidistats |
| CO2-1 |  | CO2 sensors |
| CO2-2 |  | CO2 sensors |

Condensation drainage

| Name | Photo | Description |
|-----------------------------|---|---|
| SH-32 |  | The hydraulic U-trap for condensate drainage from heat exchangers and coolers in ventilation and air conditioning systems |
| DN-2 |  | The drain pump provides extraction and discharge of condensate in ventilation systems |
| DN-2-DVUT P |  | Drain pump kit box |

Metal

| Name | Photo | Description |
|---------------------------------|---|---------------------------------|
| MVMA 200 bVn Al |  | Supply and exhaust metal grille |