

# Enave 270 VE A21 L

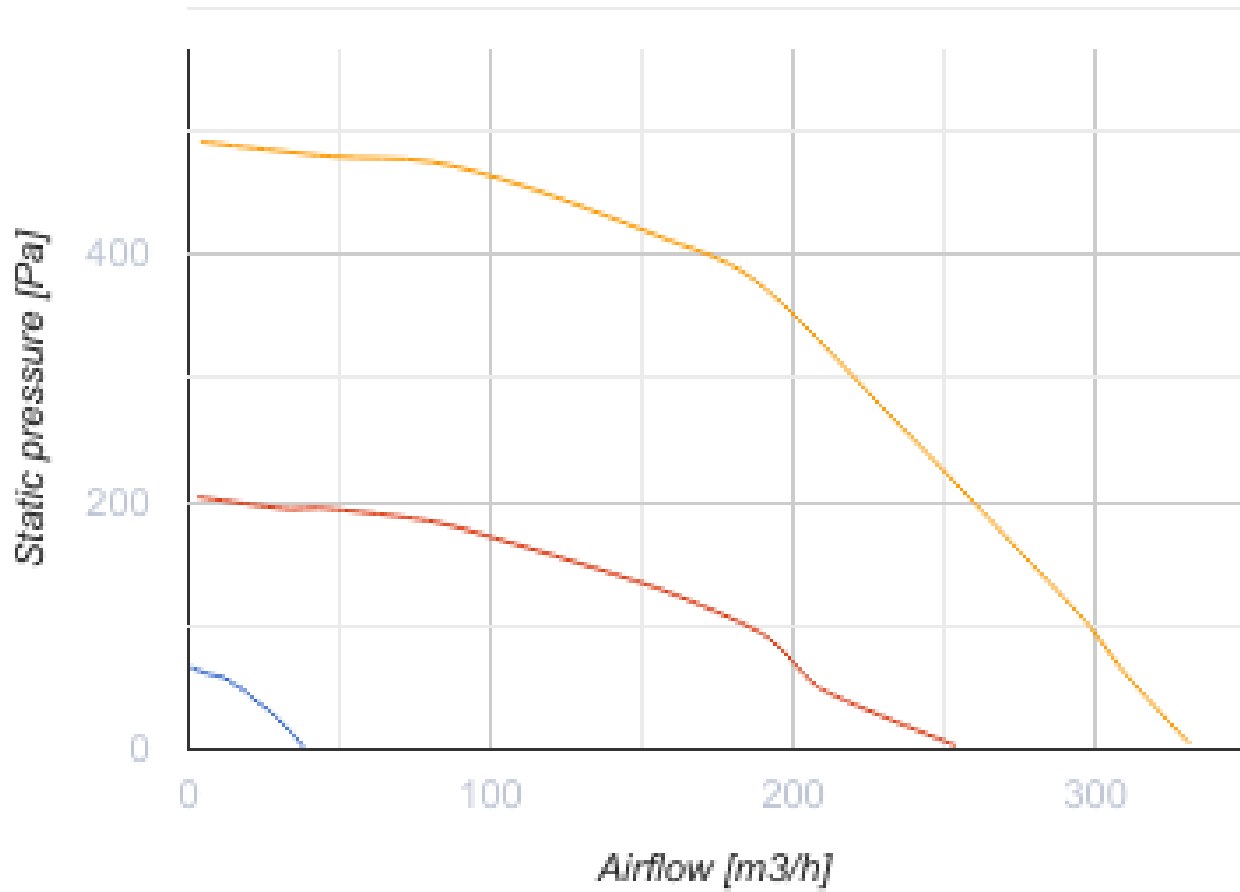


Vertical air handling units with a counterflow polystyrene or enthalpy heat exchanger

- Power of electrical preheater: 1400
- Maximum airflow: 331
- Sound pressure level LpA at 3 m: 34
- Heat exchanger type: Counter flow
- Extract filter: G4 / Coarse > 60%
- Supply filter: G4 / Coarse > 60% (option F7 / ePM1 60%)
- Sound insulation
- Motor type: EC
- Bypass: Auto
- Reheater: Optional
- Preheater: Built-in
- BMS protocol: ModBus
- Control: Smartphone
- Casing material: EPP
- Humidity sensor: Optional
- CO2 sensor: Optional
- VOC sensor: Optional
- PM2.5 sensor: Optional

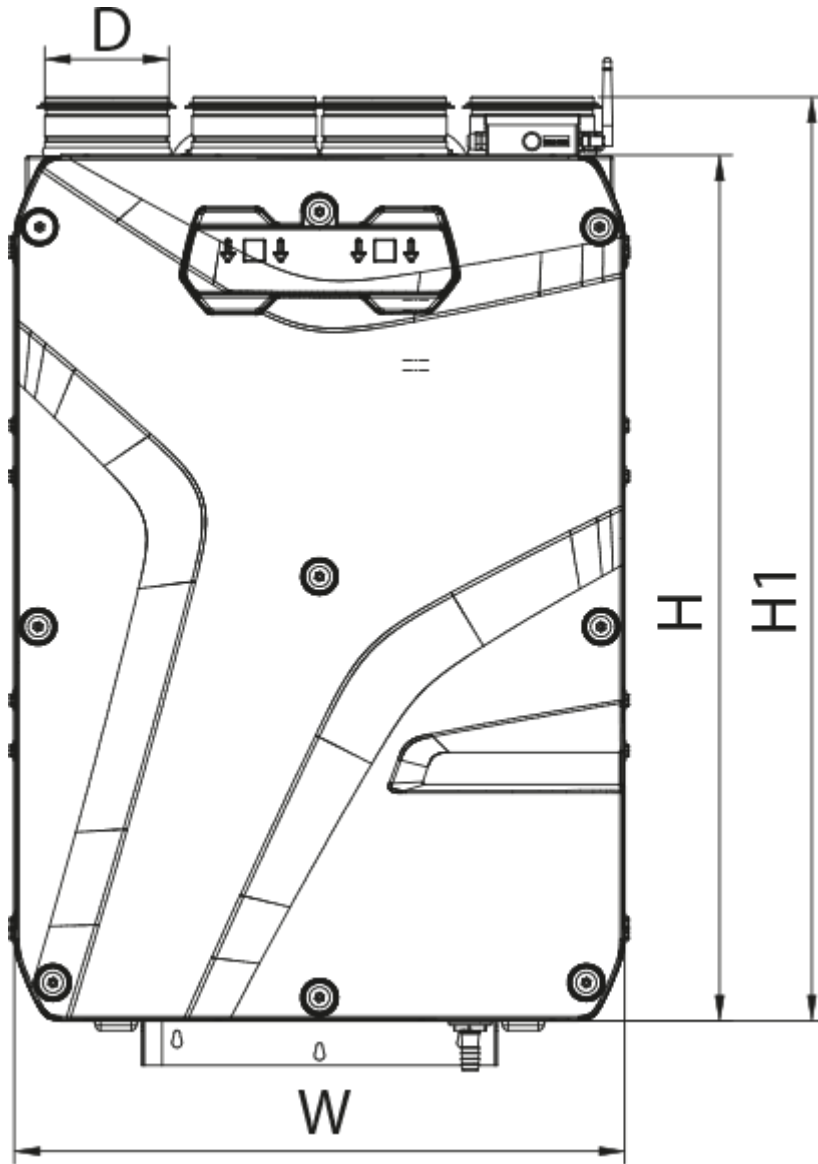
	Unit of measurement	Enave 270 VE A21 L
Connected air duct size	mm	125
Phases	-	1
Minimum supply voltage	V	230
Maximum supply voltage	V	230
Power supply frequency	Hz	50/60
Rated power	W	182
Power of electrical preheater	W	1400
Unit current	A	7.61
Maximum airflow	m <sup>3</sup> /h	331
Sound pressure level LpA at 3 m	dB(A)	34
Heat recovery efficiency, max	%	89
Heat exchanger type	-	Counter flow
Heat exchanger material	-	Polystyrene
Weight	kg	22
Extract filter	-	G4 / Coarse > 60%
Supply filter	-	G4 / Coarse > 60% (option F7 / ePM1 60%)
Transported air temperature (max)	°C	40
Transported air temperature (min)	°C	-25
Ambient air temperature min	°C	1
Ambient air temperature max	°C	40
Ambient air humidity max	%	60

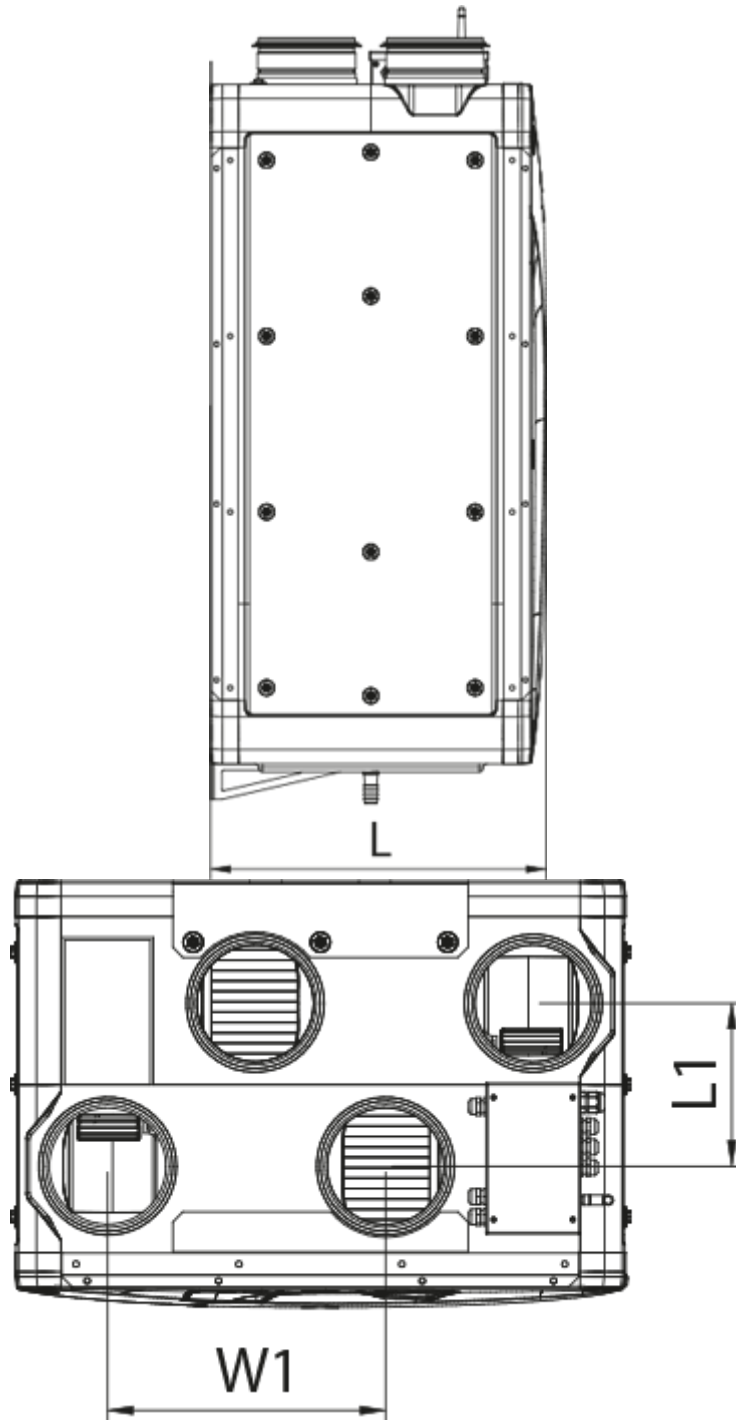
Ingress protection rating	-	IP22
Ingress protection rating of the drive	-	IP44



## Dimensions

<b>D</b>	<b>H</b>	<b>H1</b>	<b>L</b>	<b>L1</b>	<b>W</b>	<b>W1</b>
125	900	958	452	190	598	273








## Accessories

### Other accessories






Name	Photo	Description
SF 356x100x48 Coarse 90% G4		Panel filter G4

SF 356x100x48 ePM1 65% F7		F7 panel filter
---------------------------	---	-----------------



### Control Panels for AHU

Name	Photo	Description
<a href="#">A25</a>		Touch screen control panel for controlling industrial and residential air handling units
<a href="#">A22</a>		Control panels for controlling industrial and residential air handling units
<a href="#">A22 WiFi</a>		Control panels for controlling industrial and residential air handling units

### Sensors


Name	Photo	Description
<a href="#">HV2</a>		Humidity sensor
<a href="#">CO2-3</a>		CO2 sensor
<a href="#">CO2-1</a>		CO2 sensors
<a href="#">CO2-2</a>		CO2 sensors
<a href="#">HR-S</a>		Electro-mechanical humidistat

### Electrical heaters




Name	Photo	Description
<a href="#">NKD 125-0,6-1 A21 V.2</a>		Inline supply air reheaters with external control
<a href="#">NKD 125-0,8-1 A21 V.2</a>		Inline supply air reheaters with external control

<a href="#">NKD 125-1,2-1 A21 V.2</a>		Inline supply air reheaters with external control
---------------------------------------	---	---

### Condensation drainage

Name	Photo	Description
<a href="#">SH-32</a>		Hydraulic U-trap to drain condensate from heat exchangers and coolers


### For round ducts

Name	Photo	Description
<a href="#">SR 125/600</a>		Silencers made of galvanized steel filled with non-combustible sound-absorbing material
<a href="#">SR 125/900</a>		Silencers made of galvanized steel filled with non-combustible sound-absorbing material
<a href="#">SR 125/1200</a>		Silencers made of galvanized steel filled with non-combustible sound-absorbing material

### For round ducts

Name	Photo	Description
<a href="#">KRV 125</a>		Air dampers for automatic air flow control in round ducts

### Electric actuators

Name	Photo	Description
<a href="#">Belimo TF230</a>		The actuators are designed for controlling air dampers with cross section up to 0.4 m <sup>2</sup> performing protection functions

## Ecodesign

Trademark	Vents					
Model	Enave 270 VE A21 L					
Specific energy consumption (SEC) (kWh/(m <sup>2</sup> /a))	Cold		Average		Warm	
	-80.5	A+	-41.4	A	-16.4	E
Type of ventilation unit	Bidirectional					
Type of drive installed	Variable speed					
Type of heat recovery system	Recuperative					
Thermal efficiency of heat recovery (%)	88					
Maximum flow rate (m <sup>3</sup> /h)	298					
Electric power input (W)	176					
Reference flow rate (m <sup>3</sup> /s)	0.058					
Reference pressure difference (Pa)	50					
Specific power input (SPI) (W/(m <sup>3</sup> /h))	0.351					
Control typology	Local demand control					
Maximum internal leakage rates (%)	2.7					
Maximum external leakage rates (%)	2.7					
Sound power level (dB(A))	55					
The annual electricity consumption (AEC) (kWh/a)	Cold		Average		Warm	
	768		231		186	
The annual heating saved (AHS) (kWh/a)	Cold		Average		Warm	
	9100		4652		2104	