

# Enave 351 V R A21



Heat recovery air handling units in sound- and heat-insulated casings made of expanded polypropylene

- Maximum airflow: 410
- Sound pressure level LpA at 3 m: 26
- Heat exchanger type: Counter flow
- Extract filter: Coarse > 60 %
- Supply filter: Coarse > 60 % (option ePM1 60 %)
- Sound insulation
- Motor type: EC
- Bypass: Auto
- Reheater: Optional
- Preheater: Optional
- BMS protocol: ModBus
- Control: Smartphone
- Casing material: EPP
- Humidity sensor: Optional
- CO2 sensor: Optional
- VOC sensor: Optional
- PM2.5 sensor: Optional

	Unit of measurement	Enave 351 V R A21
Connected air duct size	mm	160
Speed	-	1
Phases	-	1
Minimum supply voltage	V	230
Maximum supply voltage	V	230
Power supply frequency	Hz	50/60
Rated power	W	213
Unit current	A	1.62
Maximum airflow	m <sup>3</sup> /h	410
Sound pressure level LpA at 3 m	dB(A)	26
Heat recovery efficiency, max	%	93
Heat exchanger type	-	Counter flow
Heat exchanger material	-	Polystyrene
Weight	kg	26
Extract filter	-	Coarse > 60 %
Supply filter	-	Coarse > 60 % (option ePM1 60 %)
Transported air temperature (max)	°C	40
Transported air temperature (min)	°C	-25
Ambient air temperature min	°C	1
Ambient air temperature max	°C	40
Ambient air humidity max	%	60

Ingress protection rating	-	IP22
Ingress protection rating of the drive	-	IP44







## Dimensions

<b>Ø D</b>	<b>H</b>	<b>H1</b>	<b>L</b>	<b>L1</b>	<b>W</b>	<b>W1</b>
160	880	939	616	230	770	355



## Accessories




### Other accessories

Name	Photo	Description
SF 496x150x60 Coarse 90% G4		Panel filter G4
SF 496x150x60 ePM1 65% F7		F7 panel filter





### Flanges

Name	Photo	Description
<a href="#">PD-Enave 351 V</a>		Decorative panel

### Control Panels for AHU

Name	Photo	Description
<a href="#">A25</a>		The control panel with a sensor display
<a href="#">A22</a>		The A22/A22 WiFi control panels are used for control of industrial and domestic air handling units with an A21 automation system.
<a href="#">A22 WiFi</a>		The A22/A22 WiFi control panels are used for control of industrial and domestic air handling units with an A21 automation system.

### Sensors


Name	Photo	Description
<a href="#">HV2</a>		Humidity sensor
<a href="#">CO2-3</a>		CO2 sensor
<a href="#">CO2-1</a>		CO2 sensors
<a href="#">CO2-2</a>		CO2 sensors

<a href="#">HR-S</a>		Electro-mechanical humidistats
----------------------	---	--------------------------------



### Electrical heaters


Name	Photo	Description
<a href="#">NKP 160-0,8-1 A21 V.2</a>		Heater for heat exchanger freeze protection
<a href="#">NKP 160-1,2-1 A21 V.2</a>		Heater for heat exchanger freeze protection
<a href="#">NKP 160-1,7-1 A21 V.2</a>		Heater for heat exchanger freeze protection
<a href="#">NKP 160-2,0-1 A21 V.2</a>		Heater for heat exchanger freeze protection
<a href="#">NKD 160-0,8-1 A21 V.2</a>		Duct heater for supply air post-heating with external control
<a href="#">NKD 160-1,2-1 A21 V.2</a>		Duct heater for supply air post-heating with external control
<a href="#">NKD 160-1,7-1 A21 V.2</a>		Duct heater for supply air post-heating with external control
<a href="#">NKD 160-2,0-1 A21 V.2</a>		Duct heater for supply air post-heating with external control

### Condensation drainage

Name	Photo	Description
<a href="#">SH-32</a>		The hydraulic U-trap for condensate drainage from heat exchangers and coolers in ventilation and air conditioning systems

### For round ducts


Name	Photo	Description
<a href="#">SR 160/600</a>		Silencer is applied for noise absorption produced during the ventilating equipment operation and spread along the ducting systems
<a href="#">SR 160/900</a>		Silencer is applied for noise absorption produced during the ventilating equipment operation and spread along the ducting systems

<a href="#">SR 160/1200</a>		Silencer is applied for noise absorption produced during the ventilating equipment operation and spread along the ducting systems
-----------------------------	---	---

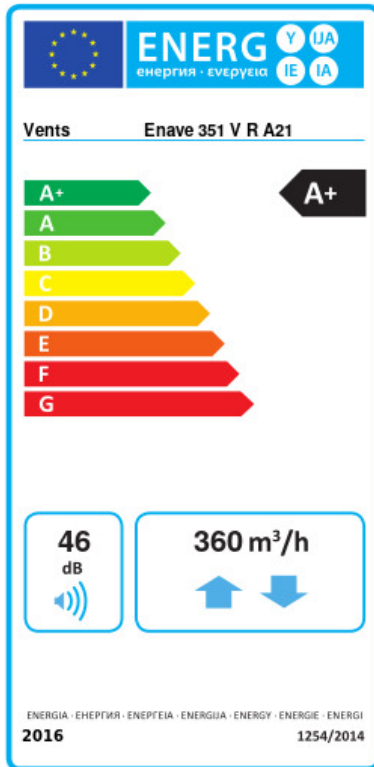
### For round ducts

Name	Photo	Description
<a href="#">KRV 160</a>		Air damper for air flow cut-off in round air ducts

### Electric actuators

Name	Photo	Description
<a href="#">Belimo TF230</a>		The actuators are designed for controlling air dampers with cross section up to 0.4 m <sup>2</sup> performing protection functions

## Ecodesign



Trademark	Vents					
Model	Enave 351 V R A21					
Specific energy consumption (SEC) (kWh/(m <sup>2</sup> /a))	Cold		Average		Warm	
	82.6	A+	43	A+	17.8	E
Type of ventilation unit	Bidirectional					
Type of drive installed	Variable speed					
Type of heat recovery system	Recuperative					
Thermal efficiency of heat recovery (%)	90					
Maximum flow rate (m <sup>3</sup> /h)	360					
Electric power input (W)	213					
Reference flow rate (m <sup>3</sup> /s)	0.071					
Reference pressure difference (Pa)	50					
Specific power input (SPI) (W/(m <sup>3</sup> /h))	0.26					
Control typology	Local demand control					
Maximum internal leakage rates (%)	2.7					
Maximum external leakage rates (%)	2.7					
Sound power level (dB(A))	46					
Declared typology	RVU BVU					
The annual electricity consumption (AEC) (kWh/a)	Cold		Average		Warm	
	720		183		138	
The annual heating saved (AHS) (kWh/a)	Cold		Average		Warm	
	9181		4693		2122	