

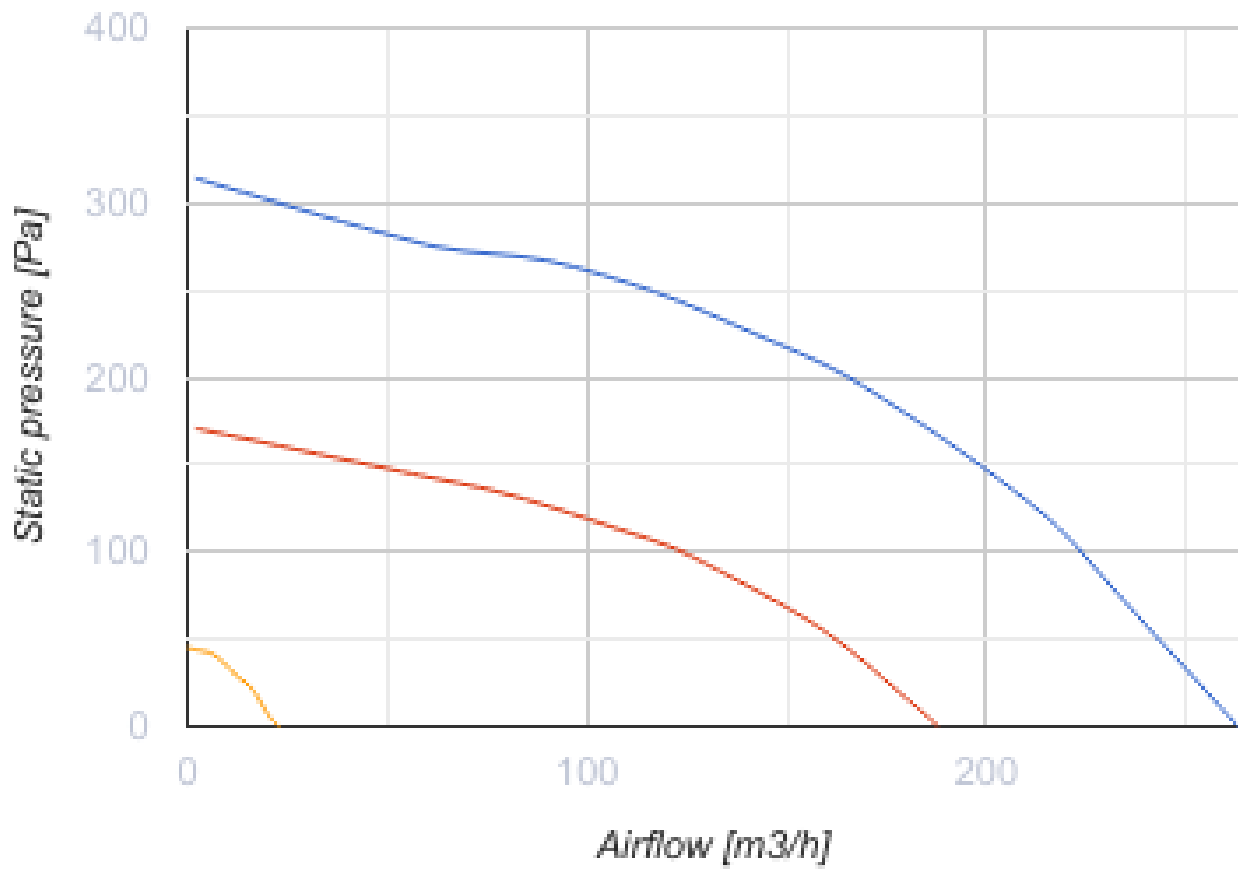
# Enave-CT 150 P A14

Heat recovery air handling units in sound- and heat-insulated casings made of expanded polypropylene



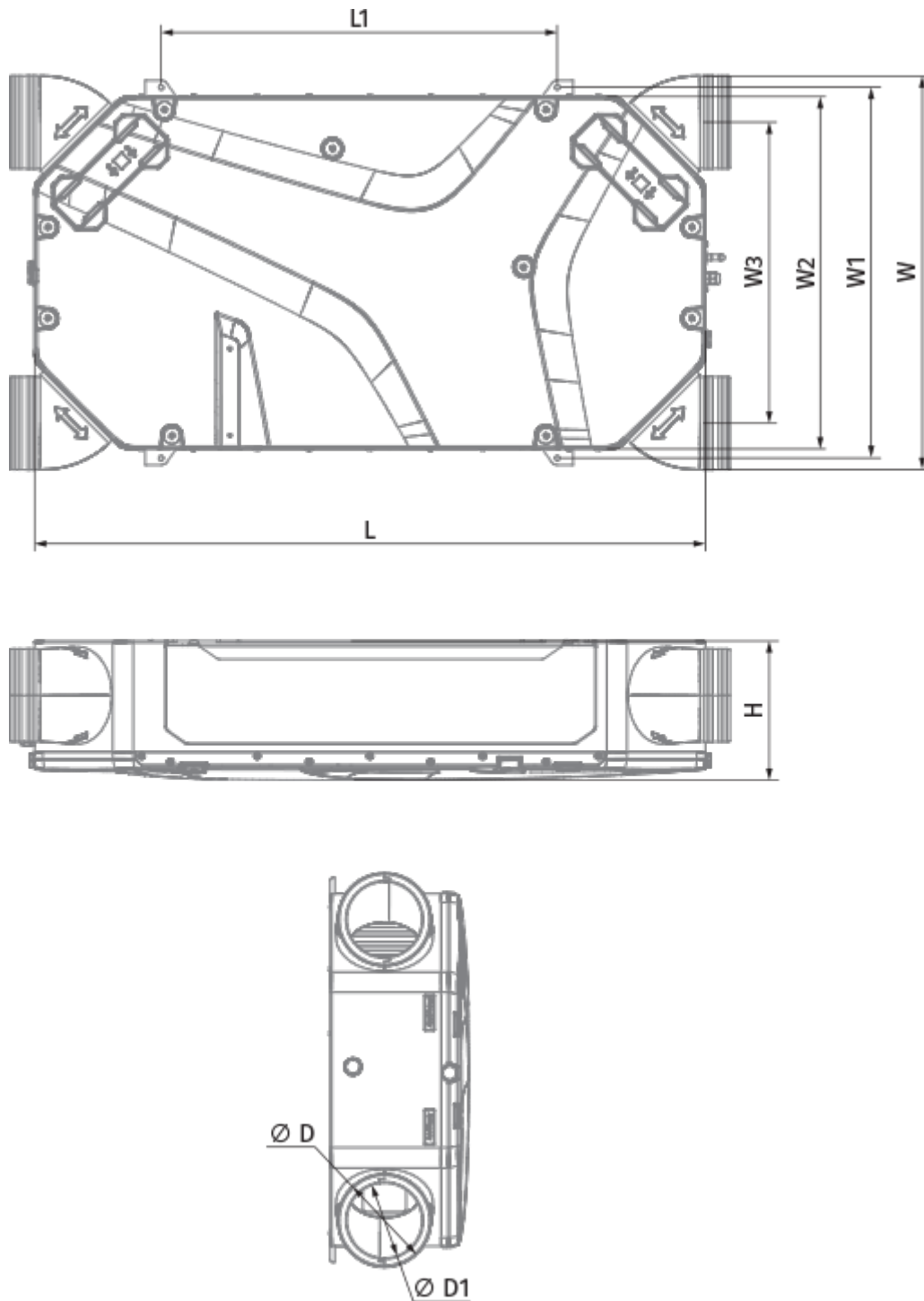
- Maximum airflow: 263
- Sound pressure level LpA at 3 m: 34
- Heat exchanger type: Counter flow
- Extract filter: Coarse > 60 %
- Supply filter: Coarse > 60 % (option: ePM1 60 %)
- Sound insulation
- Motor type: EC
- Enthalpy heat exchanger
- Bypass: Manual
- Control: Wired control panel
- Casing material: EPP
- Humidity sensor: Optional
- CO2 sensor: Optional

	Unit of measurement	Enave-CT 150 P A14
Connected air duct size	mm	125 / 160
Phases	-	1
Minimum supply voltage	V	230
Maximum supply voltage	V	230
Power supply frequency	Hz	50/60
Rated power	W	115
Power of electrical preheater	W	0
Unit current	A	0.92
Maximum airflow	m <sup>3</sup> /h	263
Sound pressure level LpA at 3 m	dB(A)	34
Heat recovery efficiency, max	%	79
Heat exchanger type	-	Counter flow
Heat exchanger material	-	Enthalpy
Weight	kg	15
Extract filter	-	Coarse > 60 %
Supply filter	-	Coarse > 60 % (option: ePM1 60 %)
Transported air temperature (max)	°C	45
Ingress protection rating	-	IP22
Ingress protection rating of the drive	-	IP44



### Dimensions


Ø D	Ø D1	H	L	L1	W	W1	W2	W3
160	125	241	1160	685	680	642	610	541








## Accessories

### Other accessories




Name	Photo	Description
SF 200x165x48 Coarse 90% G4		Panel filter G4

SF 200x165x48 ePM1 65% F7		F7 panel filter
---------------------------	---	-----------------


### Sensors

Name	Photo	Description
<a href="#">HV2</a>		Humidity sensor
<a href="#">CO2-3</a>		CO2 sensor
<a href="#">CO2-1</a>		CO2 sensors
<a href="#">CO2-2</a>		CO2 sensors
<a href="#">HR-S</a>		Electro-mechanical humidistats

### For round ducts

Name	Photo	Description
<a href="#">SR 160/600</a>		Silencer is applied for noise absorption produced during the ventilating equipment operation and spread along the ducting systems
<a href="#">SR 160/900</a>		Silencer is applied for noise absorption produced during the ventilating equipment operation and spread along the ducting systems
<a href="#">SR 160/1200</a>		Silencer is applied for noise absorption produced during the ventilating equipment operation and spread along the ducting systems

### For round ducts

Name	Photo	Description
<a href="#">KRV 160</a>		Air damper for air flow cut-off in round air ducts

### Electric actuators

Name	Photo	Description
------	-------	-------------

[Belimo TF230](#)



The actuators are designed for controlling air dampers with cross section up to 0.4 m<sup>2</sup> performing protection functions