# Enave-T 240 P A14



Suspended air handling units with a counterflow polystyrene or enthalpy heat exchanger

- Sound pressure level LpA at 3 m: 33
- Heat exchanger type: Counter flow
- Heat exchanger material: Enthalpy
- Supply filter: Coarse > 60 % (G4) (option ePM1 60 % (F7))
- Extract filter: Coarse > 60 % (G4)
- Sound-insulated casing
- Enthalpy heat exchanger
- Bypass: Manual
- Control: Wired control panel
- Casing material: EPP
- Humidity sensor: Optional
- CO2 sensor: Optional

| | Unit of measurement | Enave-T 240 P A14 |
|---|---|---|
| Connected air duct size | mm | 160 |
| Phases | - | 1 |
| Minimum supply voltage | V | 230 |
| Maximum supply voltage | V | 230 |
| Power supply frequency | Hz | 50/60 |
| Rated power | W | 171 |
| Unit current | A | 1.34 |
| Maximum airflow | m³/h | 310 |
| Sound pressure level LpA at 3 m | dB(A) | 33 |
| Heat recovery efficiency, max | % | 81 |
| Heat exchanger type | - | Counter flow |
| Heat exchanger material | - | Enthalpy |
| Weight | kg | 16 |
| Supply filter | - | Coarse > 60 % (G4) (option ePM1 60 % (F7)) |
| Extract filter | - | Coarse > 60 % (G4) |
| Transported air temperature (max) | °C | 45 |
| Ambient air temperature min | °C | 1 |
| Ambient air temperature max | °C | 40 |
| Ingress protection rating | - | IP22 |
| Ambient air humidity max | % | 60 |

| | | |
|---|---|---|
| Ingress protection rating of the drive | - | IP44 |

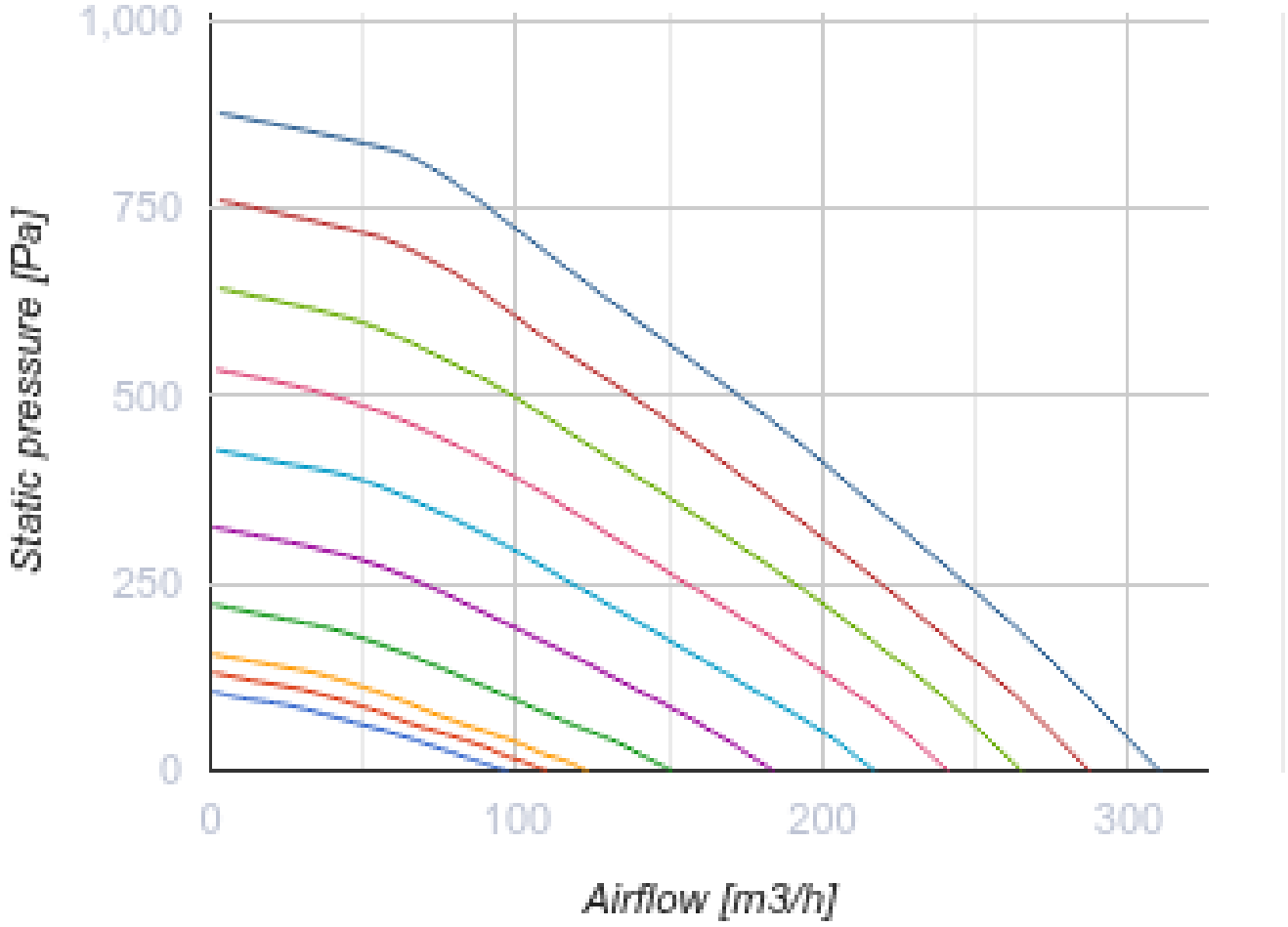

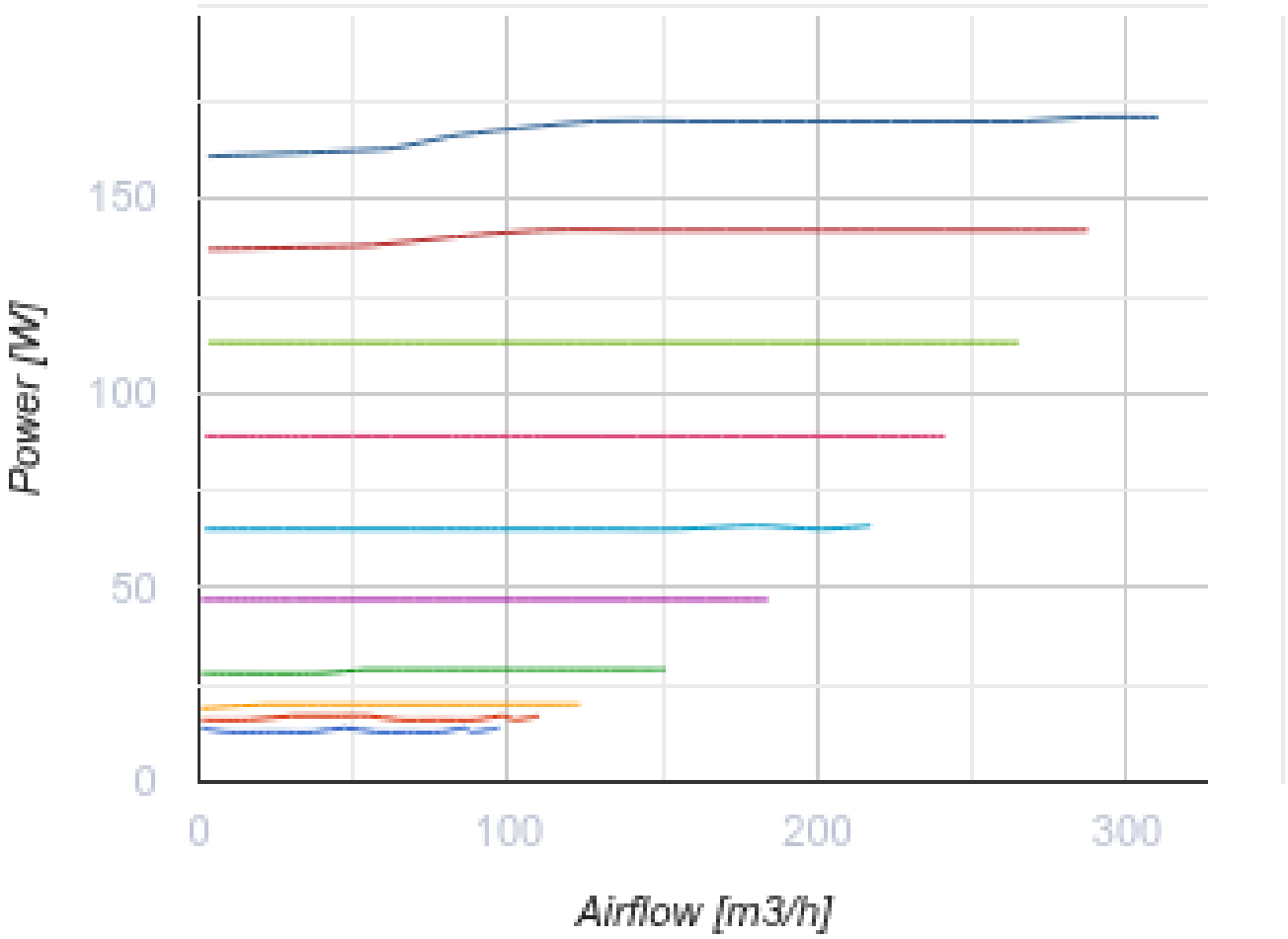


## Dimensions

| H | W | L | D | W1 | L1 |
|---|---|---|---|---|---|
| 272 | 640 | 930 | 160 | 300 | 617 |

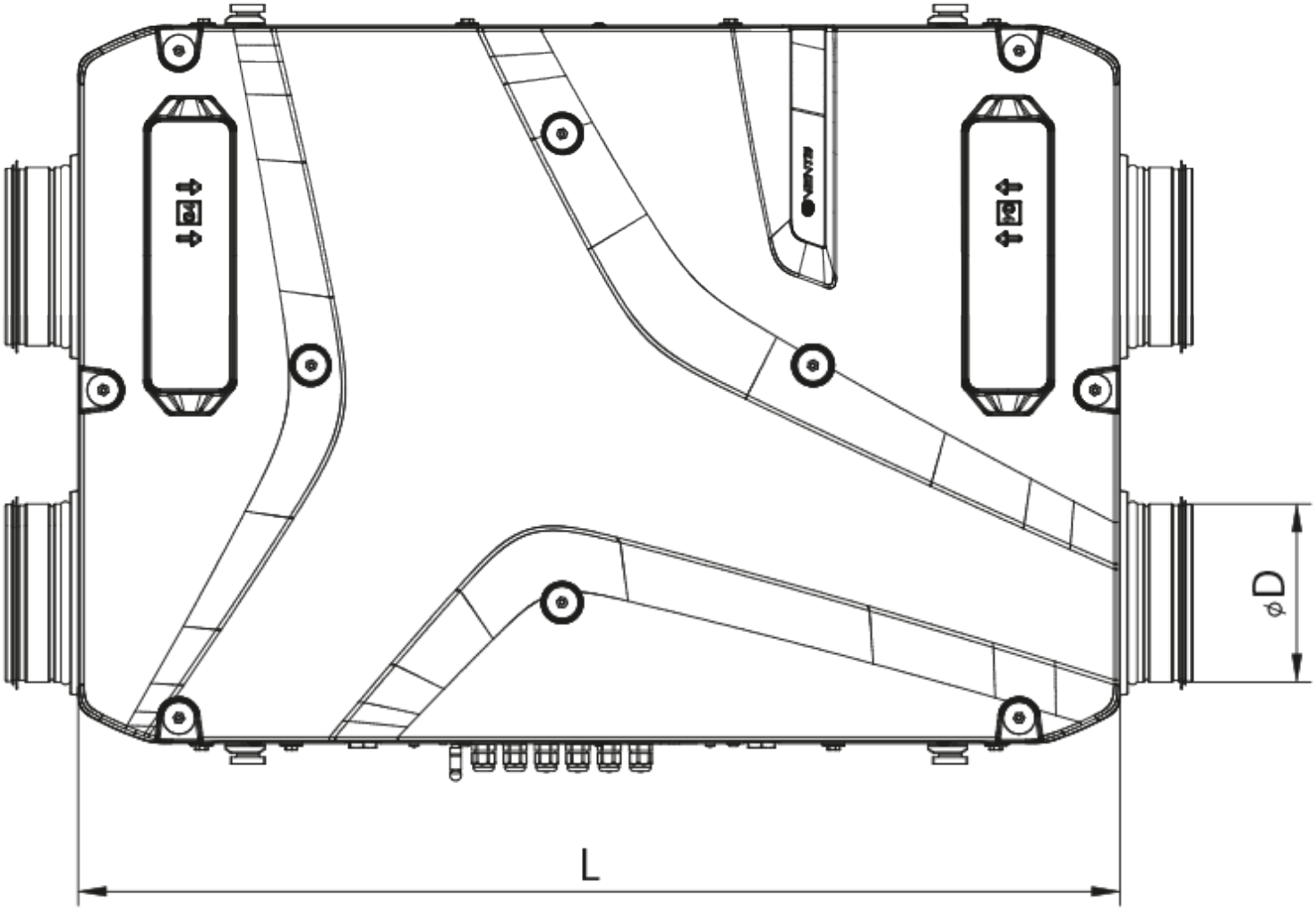
ØD
L

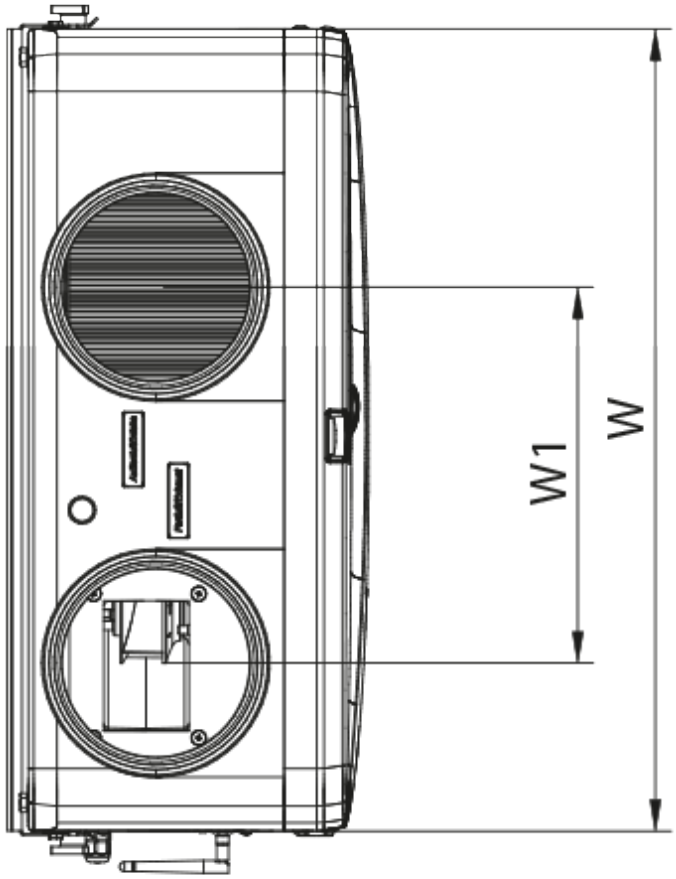
W1
W

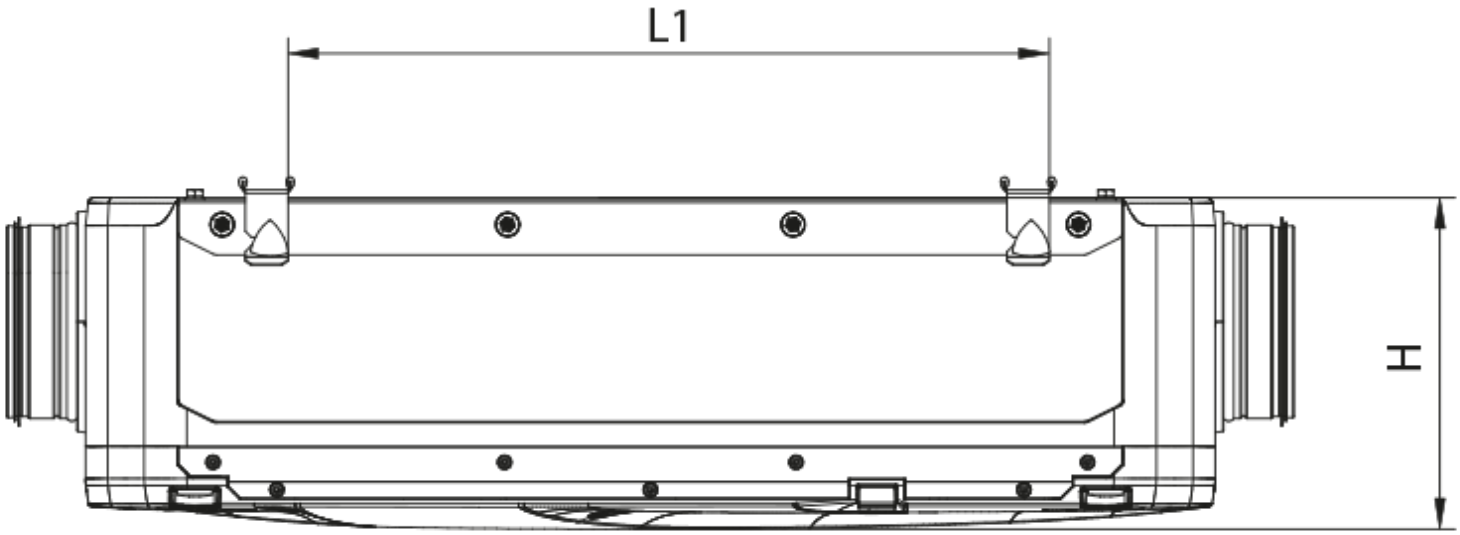


## Accessories

### Sensors

| Name | Photo | Description |
|---|---|---|

| | | |
|---|---|---|
| HV2 |  | Humidity sensor |
| CO2-1 |  | CO2 sensors |
| CO2-2 |  | CO2 sensors |
| HR-S |  | Electro-mechanical humidistat |

### Condensation drainage

| Name | Photo | Description |
|---|---|---|
| SH-32 |  | Hydraulic U-trap to drain condensate from heat exchangers and coolers |

### For round ducts

| Name | Photo | Description |
|---|---|---|
| SR 160/600 |  | Silencers made of galvanized steel filled with non-combustible sound-absorbing material |
| SR 160/900 |  | Silencers made of galvanized steel filled with non-combustible sound-absorbing material |
| SR 160/1200 |  | Silencers made of galvanized steel filled with non-combustible sound-absorbing material |

### For round ducts

| Name | Photo | Description |
|---|---|---|
| KRV 160 |  | Air dampers for automatic air flow control in round ducts |

### Electric actuators

| Name | Photo | Description |
|---|---|---|
| Belimo TF230 |  | The actuators are designed for controlling air dampers with cross section up to 0.4 m² performing protection functions |

### Other accessories

| Name | Photo | Description |
|---|---|---|
| SF 205x200x48 Coarse 90% G4 |  | Panel filter G4 |
| SF 205x200x48 ePM1 60% F7 |  | F7 panel filter |

## Ecodesign

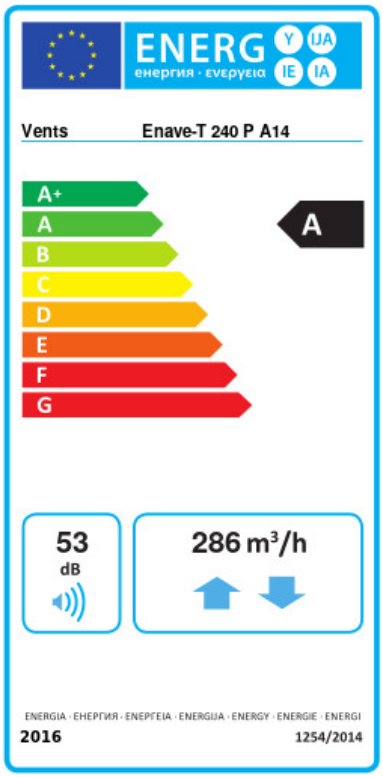


| Trademark | Vents | | | | | |
|---|---|---|---|---|---|---|
| Model | Enave-T 240 P A14 | | | | | |
| Specific energy consumption (SEC) (kWh/(m²/a)) | Cold | | Average | | Warm | |
| | -73.2 | A+ | -37.9 | A | -15 | E |
| Type of ventilation unit | Bidirectional | | | | | |
| Type of drive installed | Variable speed | | | | | |
| Type of heat recovery system | Recuperative | | | | | |
| Thermal efficiency of heat recovery (%) | 69 | | | | | |
| Maximum flow rate (m³/h) | 286 | | | | | |
| Electric power input (W) | 171 | | | | | |
| Reference flow rate (m³/s) | 0.056 | | | | | |
| Reference pressure difference (Pa) | 50 | | | | | |
| Specific power input (SPI) (W/(m³/h)) | 0.323 | | | | | |
| Control typology | Local demand control | | | | | |
| Maximum internal leakage rates (%) | 2.7 | | | | | |
| Maximum external leakage rates (%) | 2.7 | | | | | |
| Declared typology | RVU BVU | | | | | |
| Sound power level (dB(A)) | 53 | | | | | |
| The annual electricity consumption (AEC) (kWh/a) | Cold | | Average | | Warm | |
| | 753 | | 216 | | 171 | |
| The annual heating saved (AHS) (kWh/a) | Cold | | Average | | Warm | |
| | 8331 | | 4258 | | 1926 | |