


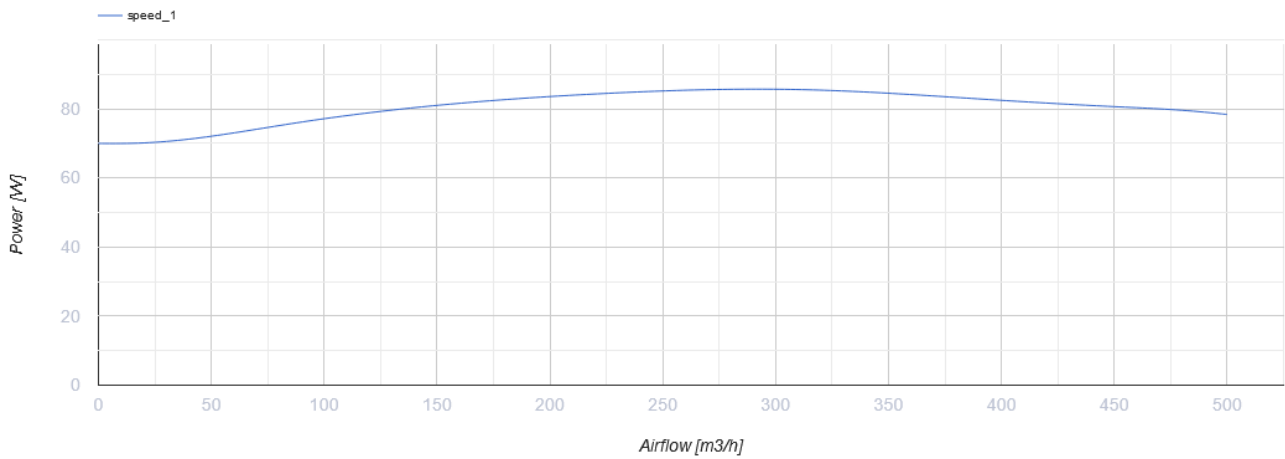
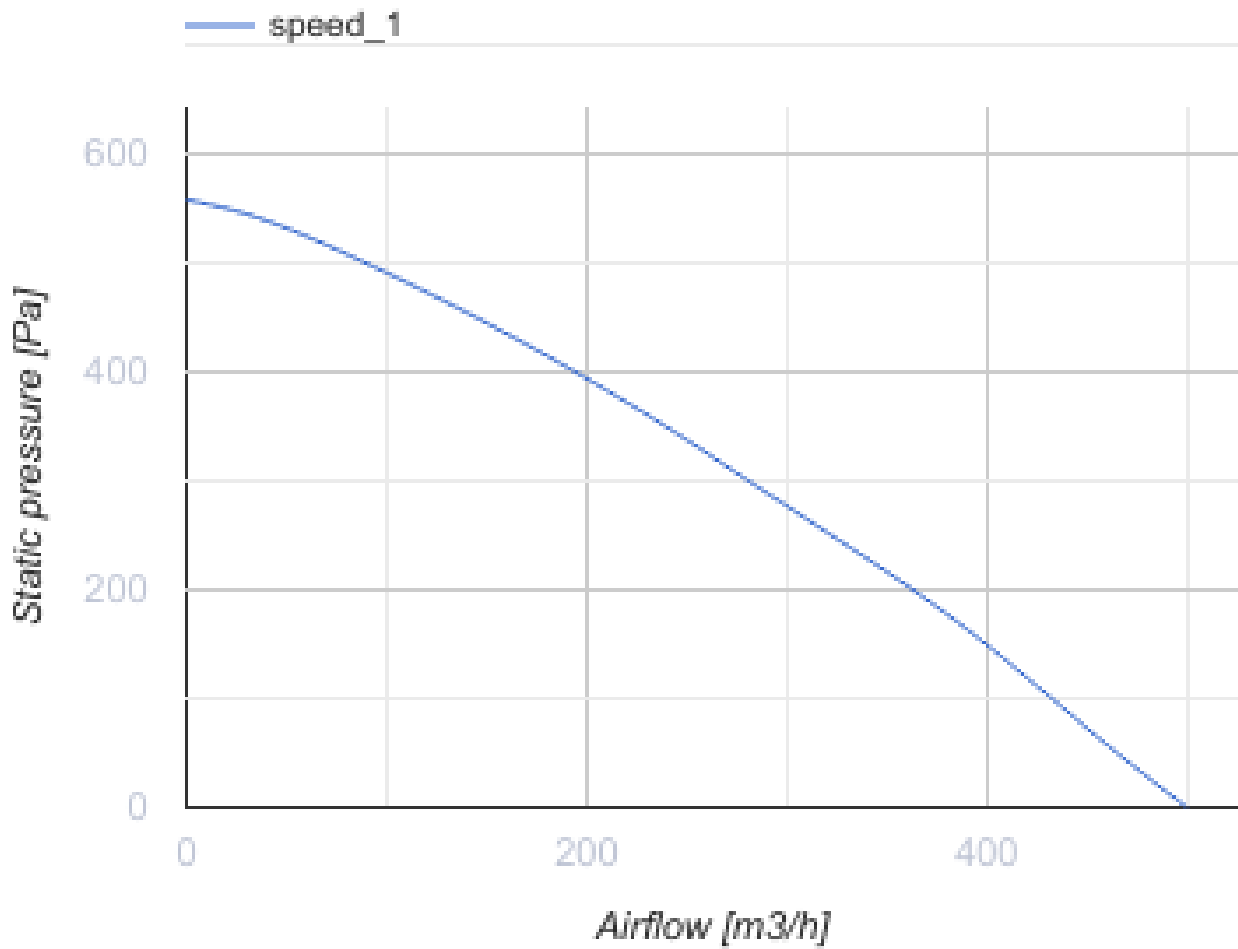
# KSB 160 K2



Inline centrifugal fans in heat- and sound-insulated casing

- Maximum airflow: 500
- Sound pressure level LpA at 3 m: 38
- Sound insulation
- Motor type: AC
- Impeller type: Centrifugal backward curved blades
- Casing material: Aluzinc
- Installation in any position

	Unit of measurement	KSB 160 K2
Connected air duct size	mm	160
Speed	-	1
Phases	-	1
Minimum supply voltage	V	230
Maximum supply voltage	V	230
Power supply frequency	Hz	50
Rated power	W	86
Unit current	A	0.38
Maximum airflow	m <sup>3</sup> /h	500
rotation speed at 50hz	-	2670
Sound pressure level LpA at 3 m	dB(A)	38
Weight	kg	17
Transported air temperature (max)	°C	55
Transported air temperature (min)	°C	-25
Ingress protection rating	-	IPX4
Ingress protection rating of the drive	-	IP44

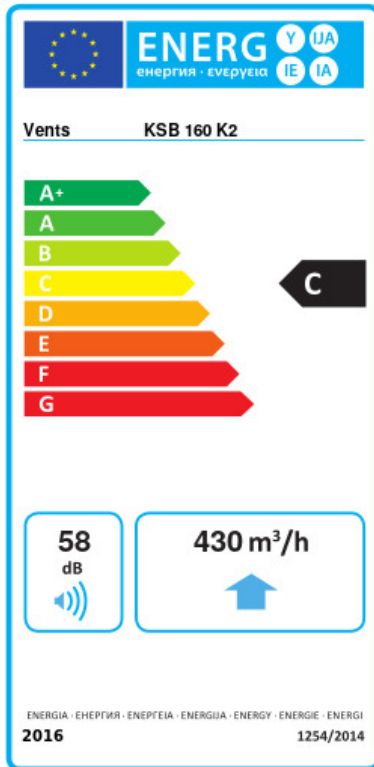


## Dimensions

∅D	B	B1	H	L	L1	L2
159	470	278	282	566	586	493



## Ecodesign



Trademark	Vents					
Model	KSB 160 K2					
Specific energy consumption (SEC) (kWh/(m <sup>2</sup> /a))	Cold		Average		Warm	
	-51.7	A+	-24.6	C	-9.1	F
Type of ventilation unit	Unidirectional					
Type of drive installed	Variable speed					
Type of heat recovery system	None					
Maximum flow rate (m <sup>3</sup> /h)	430					
Electric power input (W)	82					
Reference flow rate (m <sup>3</sup> /s)	0.084					
Reference pressure difference (Pa)	50					
Specific power input (SPI) (W/(m <sup>3</sup> /h))	0.278					
Control typology	Local demand control					
Maximum external leakage rates (%)	2.7					
Declared typology	RVU UVU					
Sound power level (dB(A))	58					
The annual electricity consumption (AEC) (kWh/a)	Cold		Average		Warm	
	147		147		147	
The annual heating saved (AHS) (kWh/a)	Cold		Average		Warm	
	5536		2830		1280	