

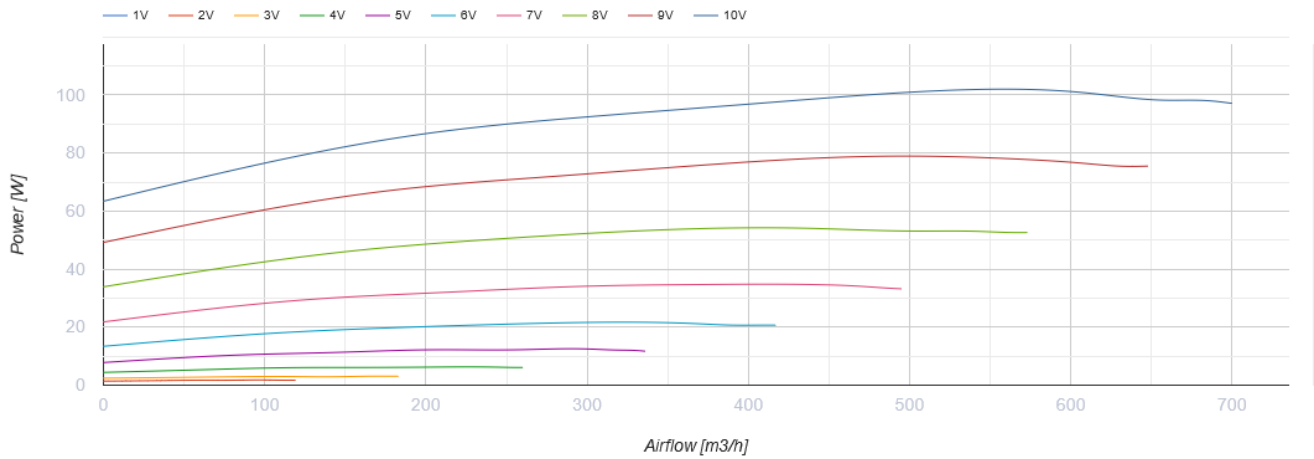
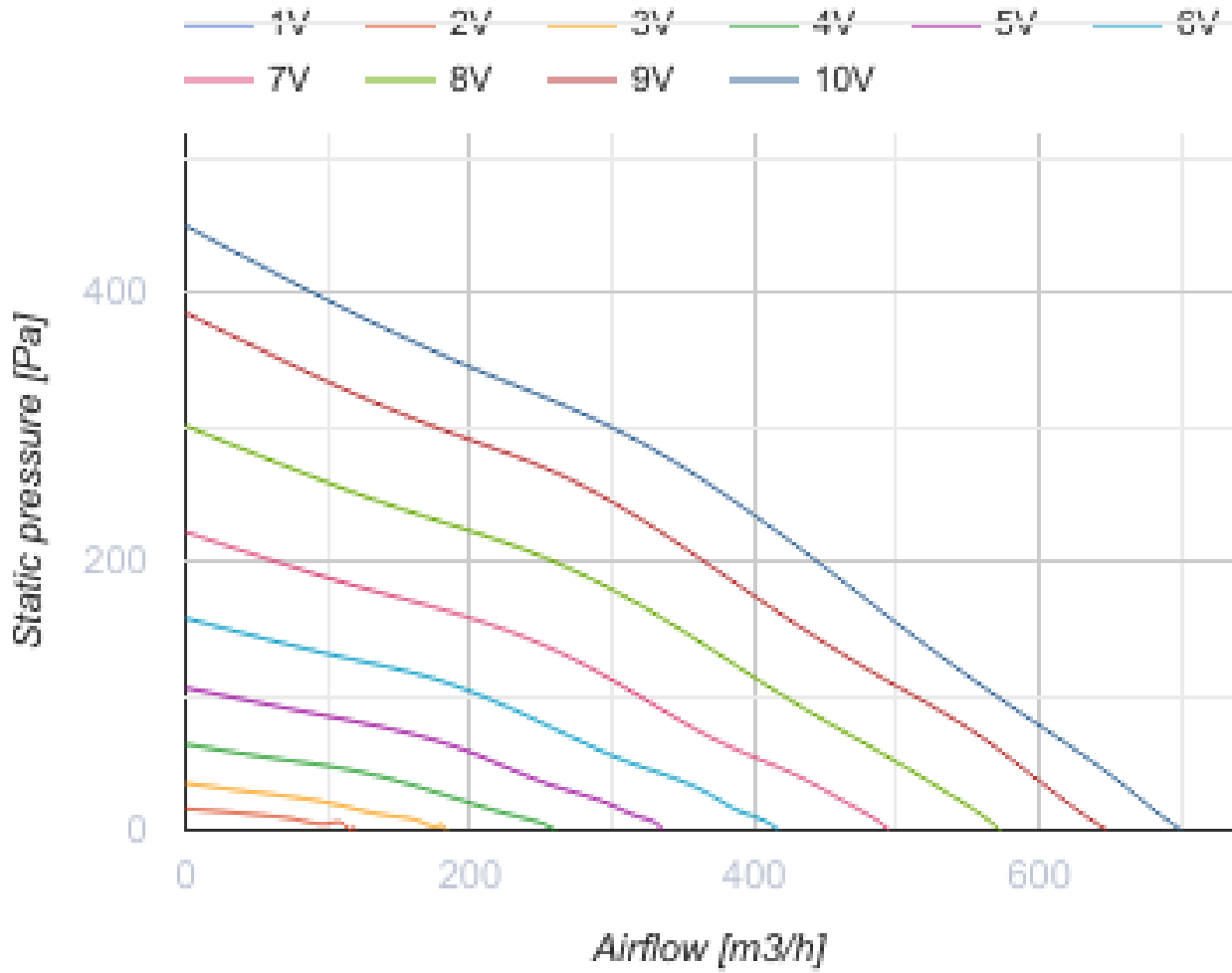
KSB 200 EC



Centrifugal inline fans in insulated casing

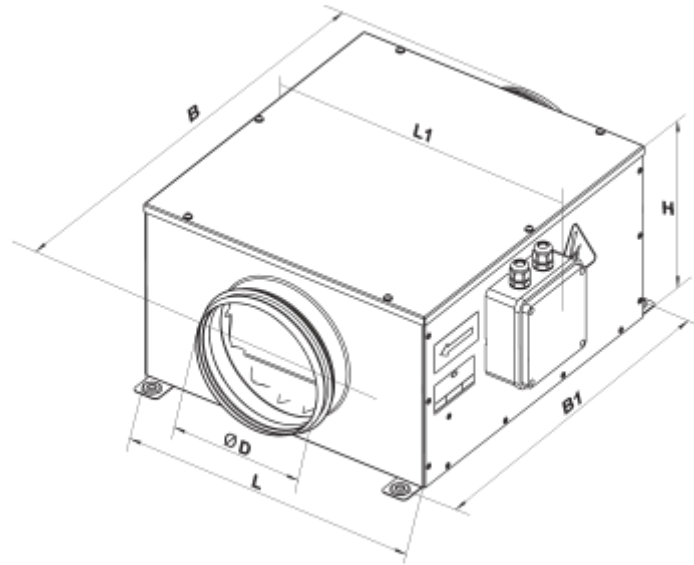
- Maximum airflow: 700
- Sound pressure level LpA at 3 m: 37
- Sound insulation
- Motor type: EC
- Impeller type: Centrifugal backward curved blades
- Casing material: Galvanized steel
- Installation in any position

	Unit of measurement	KSB 200 EC
Connected air duct size	mm	200
Speed	-	1
Minimum supply voltage	V	230
Maximum supply voltage	V	230
Power supply frequency	Hz	50/60
Rated power	W	101.6
Unit current	A	0.83
Maximum airflow	m ³ /h	700
Sound pressure level LpA at 3 m	dB(A)	37
Transported air temperature (max)	°C	60
Transported air temperature (min)	°C	-25
Ingress protection rating	-	IPX4
Ingress protection rating of the drive	-	IP55

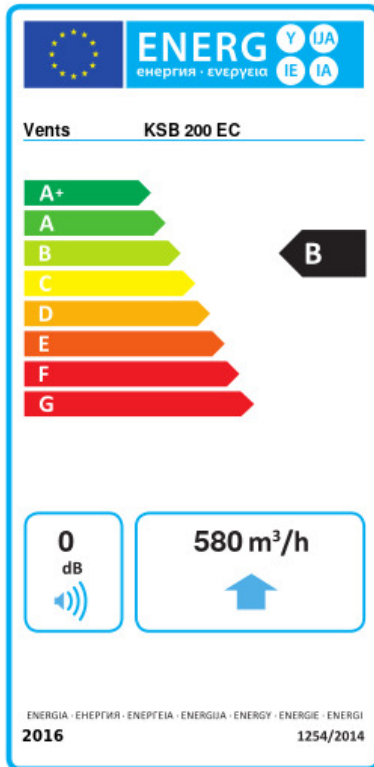


Dimensions

ØD	L	B	H	L1	B1	L2	B2
199	435	485	295	490	590	368	506



Ecodesign



Trademark	Vents					
Model	KSB 200 EC					
Specific energy consumption (SEC) (kWh/(m ² /a))	Cold		Average		Warm	
	-54.2	A+	-27.2	B	-11.7	E
Type of ventilation unit	Unidirectional					
Type of drive installed	Variable speed					
Type of heat recovery system	None					
Maximum flow rate (m ³ /h)	580					
Electric power input (W)	101					
Reference flow rate (m ³ /s)	0.113					
Reference pressure difference (Pa)	50					
Specific power input (SPI) (W/(m ³ /h))	0.085					
Control typology	Local demand control					
Maximum external leakage rates (%)	2.7					
Declared typology	RVU UVU					
The annual electricity consumption (AEC) (kWh/a)	Cold		Average		Warm	
	45		45		45	
The annual heating saved (AHS) (kWh/a)	Cold		Average		Warm	
	5536		2830		1280	