

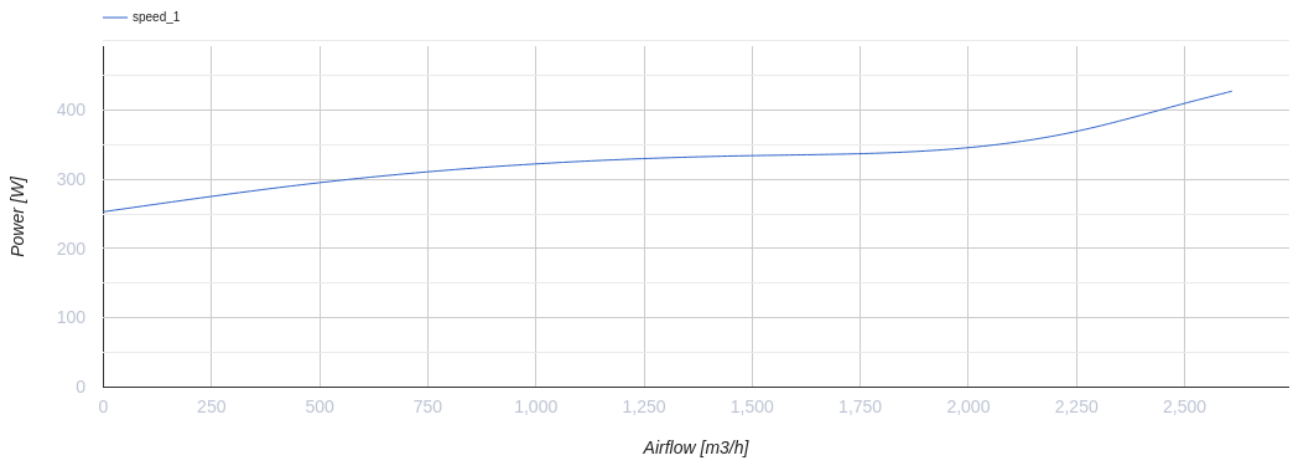
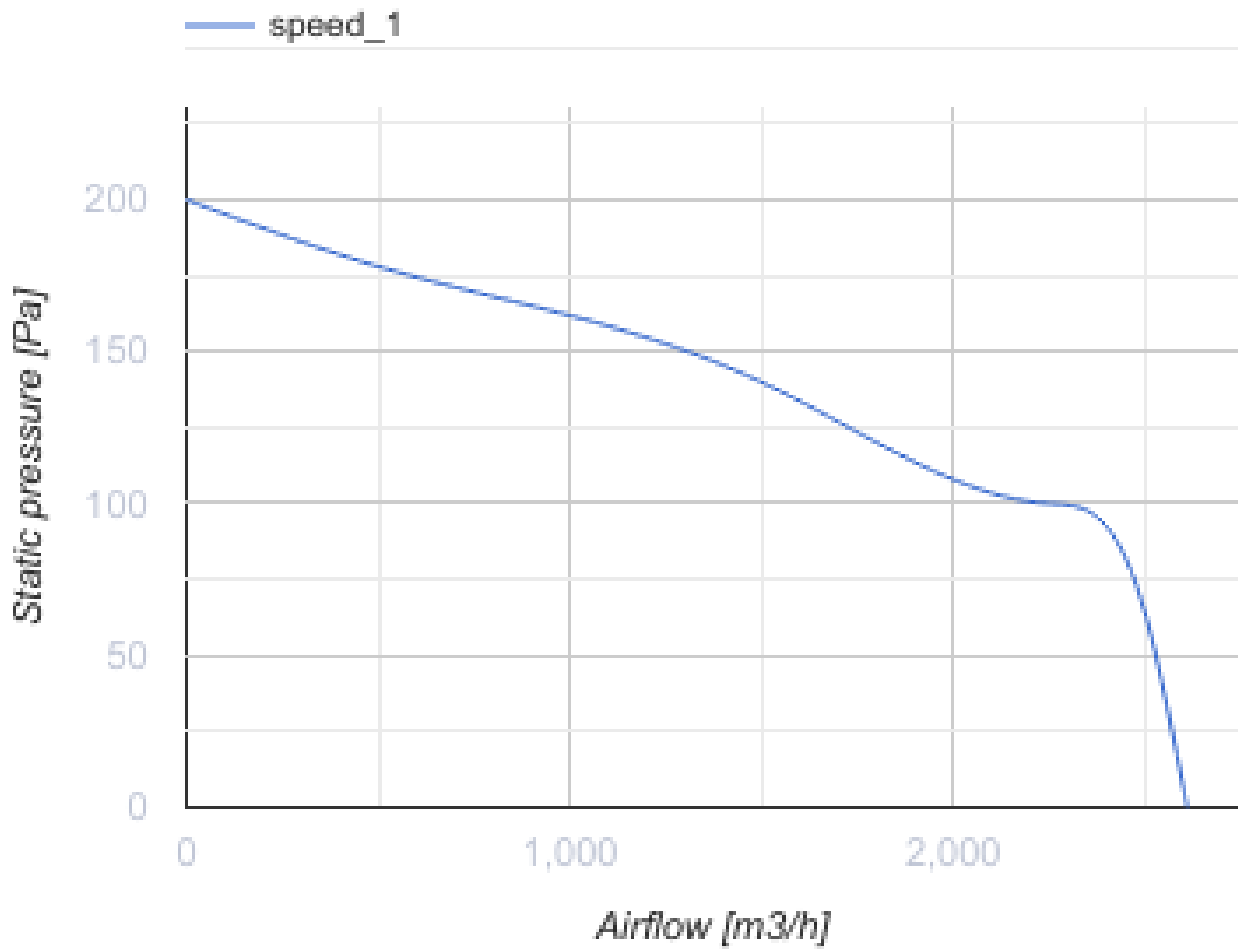
KSD 315/250x2-6E



Centrifugal inline fans with forward curved blades in sound-insulated casings

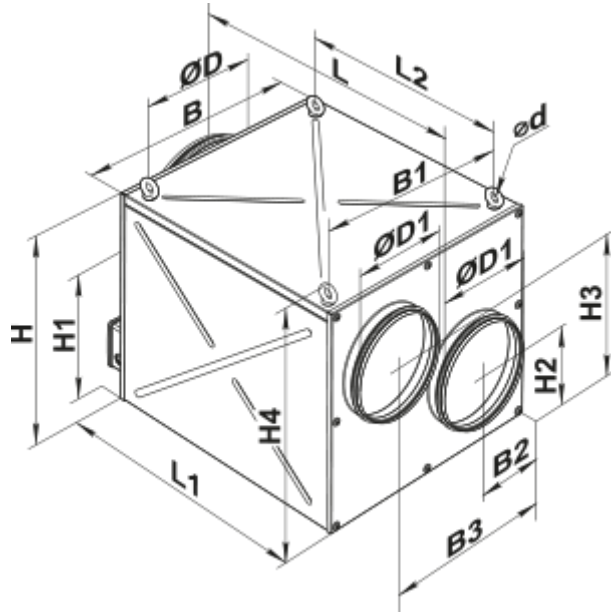
- Maximum airflow: 2610
- Sound pressure level LpA at 3 m: 42
- Sound insulation
- Motor type: AC
- Impeller type: Centrifugal forward curved blades
- Casing material: Galvanized steel
- Installation in any position

	Unit of measurement	KSD 315/250x2-6E
Connected air duct size	mm	250/315
Speed	-	1
Minimum supply voltage	V	230
Maximum supply voltage	V	230
Power supply frequency	Hz	50
Rated power	W	427
Unit current	A	2.13
Maximum airflow	m ³ /h	2610
Sound pressure level LpA at 3 m	dB(A)	42
Weight	kg	31
Transported air temperature (max)	°C	50
Transported air temperature (min)	°C	-20
Ingress protection rating	-	IPX4



Dimensions

ØD	ØD1	Ød	B	B1	B2	B3	H	H1	H2	H3	H4	L	L1	L2
313	248	20	600	550	171	431	500	340	176	326	537	680	580	510



Ecodesign

Trademark	Vents
Model	KSD 315/250x2-6E
Type of drive installed	External MSD or VSD
Type of heat recovery system	None
Nominal flow rate (m ³ /s)	0.394
Nominal external pressure (Pa)	143
Maximum external leakage rates (%)	2.7
Static efficiency (%)	19.9
Declared typology	NRVU UVU
Effective electric power input (kW)	0.288
Sound power level (dB(A))	62