

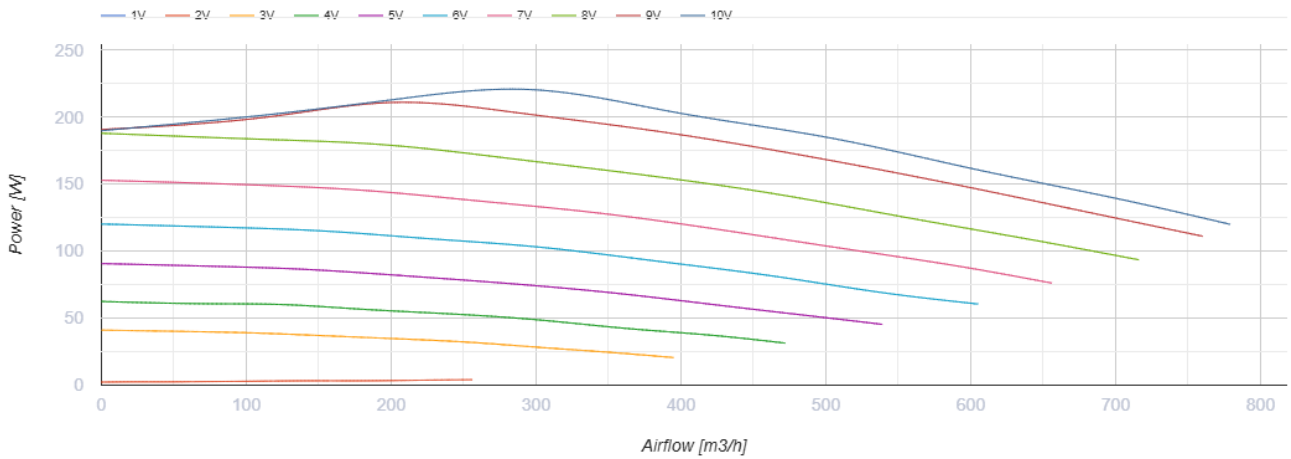
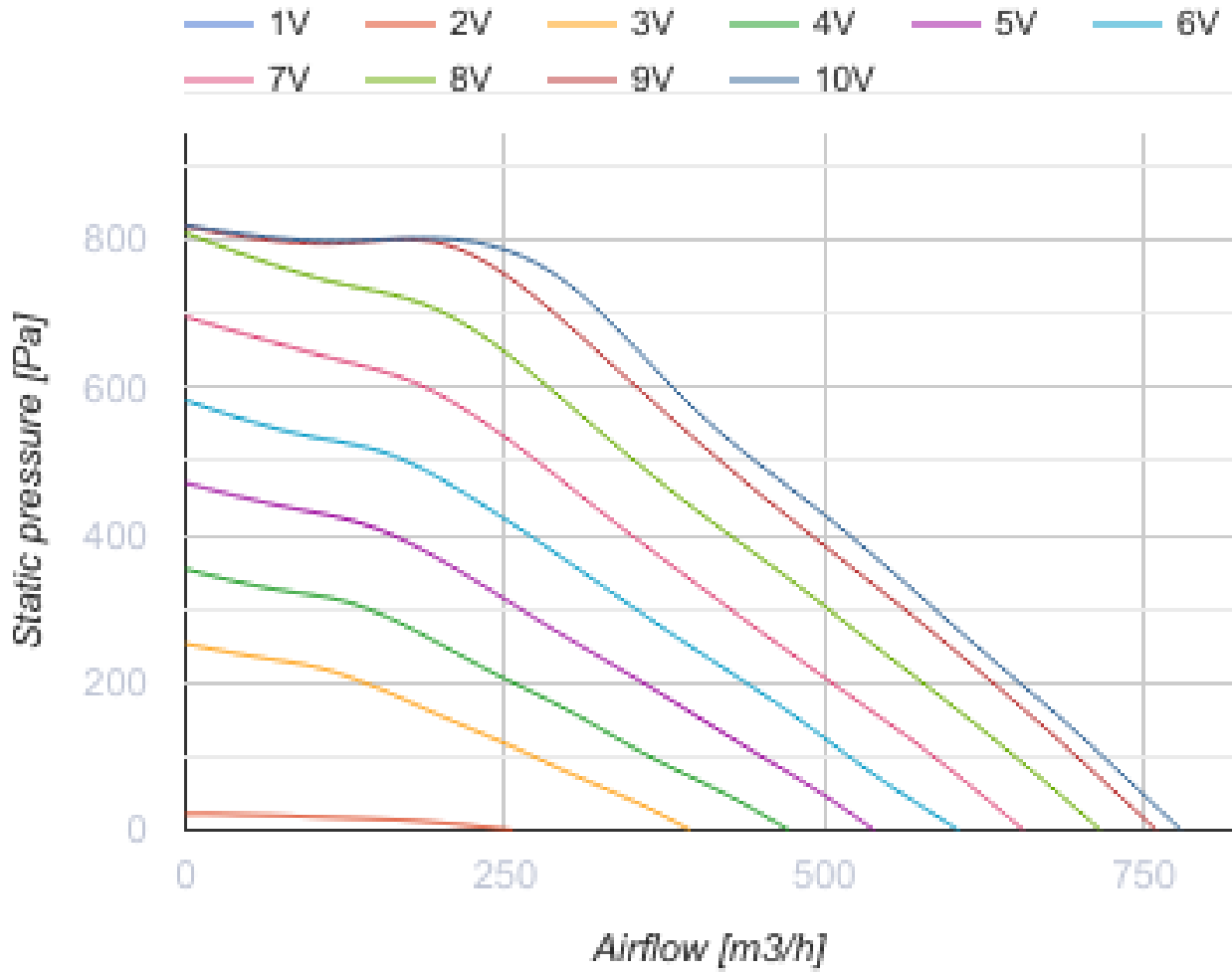
KSF 160 K2 EC



Centrifugal duct fans in a heat- and sound-insulated casing

- Maximum airflow: 779
- Sound pressure level LpA at 3 m: 38
- Sound insulation
- Motor type: EC
- Impeller type: Centrifugal forward curved blades
- Casing material: Aluzinc
- Installation in any position

	Unit of measurement	KSF 160 K2 EC
Connected air duct size	mm	160
Speed	-	1
Minimum supply voltage	V	230
Maximum supply voltage	V	230
Power supply frequency	Hz	50/60
Rated power	W	220
Unit current	A	0.59
Maximum airflow	m ³ /h	779
Sound pressure level LpA at 3 m	dB(A)	38
Weight	kg	24
Transported air temperature (max)	°C	50
Transported air temperature (min)	°C	-25
Ingress protection rating	-	IP44
Ingress protection rating of the drive	-	IP54

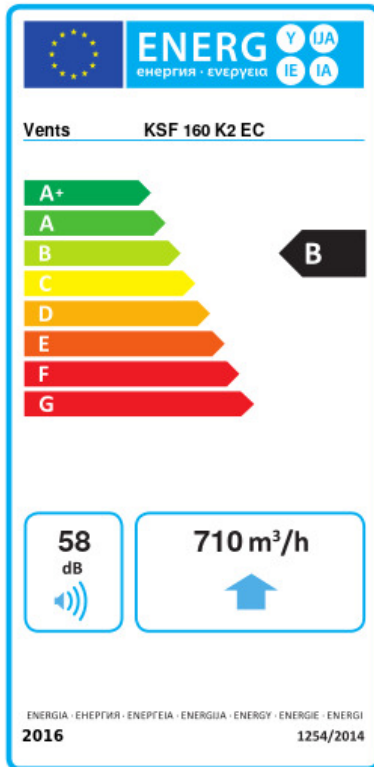


Dimensions

ØD	B	B1	B2	H	L1	L2
157	592	390	669	350	613	520



Ecodesign



Trademark	Vents					
Model	KSF 160 K2 EC					
Specific energy consumption (SEC) (kWh/(m ² /a))	Cold		Average		Warm	
	-54	A+	-27	B	-11.5	E
Type of ventilation unit	Unidirectional					
Type of drive installed	Variable speed					
Type of heat recovery system	None					
Maximum flow rate (m ³ /h)	710					
Electric power input (W)	139					
Reference flow rate (m ³ /s)	0.138					
Reference pressure difference (Pa)	50					
Specific power input (SPI) (W/(m ³ /h))	0.1					
Control typology	Local demand control					
Maximum external leakage rates (%)	2.7					
Declared typology	RVU UVU					
Sound power level (dB(A))	58					
The annual electricity consumption (AEC) (kWh/a)	Cold		Average		Warm	
	53		53		53	
The annual heating saved (AHS) (kWh/a)	Cold		Average		Warm	
	5536		2830		1280	