

# Micra 200 E ERV WiFi



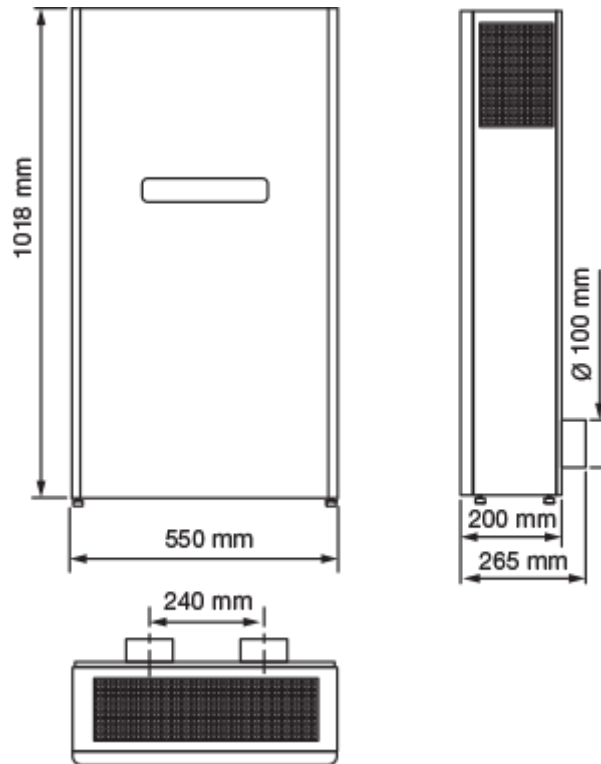
MICRA 200 ERV WiFi is a single-room energy-efficient air handling unit intended for decentralised ventilation of residential and commercial spaces as well as apartments and houses

- Power of electrical preheater: 650
- Maximum airflow: 200
- Sound pressure level LpA at 3 m: 45
- Heat recovery efficiency: 85
- Heat exchanger type: Counter flow
- Extract filter: G4
- Supply filter: G4 + F7 (H13 option)
- Sound insulation
- Motor type: EC
- Enthalpy heat exchanger
- Bypass: Auto
- Reheater: Electric
- Control: Smartphone
- Casing material: Coated steel
- Humidity sensor: Optional
- CO2 sensor: Optional
- Temperature sensor: Built-in

	Unit of measurement	Micra 200 E ERV WiFi				
Connected air duct size	mm	100				
Speed	-	5				
Minimum supply voltage	V	230				
Maximum supply voltage	V	230				
Power supply frequency	Hz	50/60				
Rated power	W	10	15	25	44	134
Power of electrical preheater	W	650				
Unit current	A	4				
Maximum airflow	m <sup>3</sup> /h	30	60	90	120	200
Sound pressure level LpA at 3 m	dB(A)	12	22	30	36	45
Heat recovery efficiency	%	85	81	75	68	66
Heat exchanger type	-	Counter flow				
Heat exchanger material	-	Enthalpy				
Weight	kg	55				
Extract filter	-	G4				
Supply filter	-	G4 + F7 (H13 option)				
Transported air temperature (max)	°C	40				
Transported air temperature (min)	°C	-15				
Ambient air temperature min	°C	1				
Ambient air temperature max	°C	40				
Ambient air humidity max	%	60				








Ingress protection rating	-	IP22
Ingress protection rating of the drive	-	IP44
ErP compliance	-	2016, 2018
Cold - Specific energy consumption (SEC)	kWh/(m <sup>2</sup> /a)	69.7
SEC Class Cold	-	A+
Average - Specific energy consumption (SEC)	kWh/(m <sup>2</sup> /a)	35.2
SEC Class Average	-	A
Warm - Specific energy consumption (SEC)	kWh/(m <sup>2</sup> /a)	12.8
SEC Class Warm	-	E
Unit category	-	RVU
Type of ventilation unit	-	Bidirectional
Type of drive installed	-	Variable speed
Type of heat recovery system	-	Recuperative
Thermal efficiency of heat recovery	%	68
Maximum flow rate	m <sup>3</sup> /h	200
Electric power input	W	134
Reference flow rate	m <sup>3</sup> /s	0.039
Specific power input (SPI)	W/(m <sup>3</sup> /h)	0.415
Control typology	-	Local demand control
Maximum internal leakage rates	%	0.1
Maximum external leakage rates	%	0.9
Mixing rate	%	1
Airflow sensitivity at +20 Pa and -20 Pa	%	0.93
The indoor/outdoor air tightness	m <sup>3</sup> /h	7
Cold - The annual electricity consumption (AEC)	kWh/a	824
Average - The annual electricity consumption (AEC)	kWh/a	287
Warm - Jährlicher Stromverbrauch (JSV)	kWh/a	242
Cold - The annual heating saved (AHS)	kWh/a	8161
The annual heating saved (AHS) Average	kWh/a	4172
The annual heating saved (AHS) Warm	kWh/a	1886
Declared typology	-	RVU BVU
Sound power level	dB(A)	36

## Dimensions





## Accessories

### Other accessories

Name	Photo	Description
NB Micra 200 white		Outdoor box
NB Micra 200 chrome		Outdoor box
SF 201x162x20 G4		Panel filter G4
SF 243x162x20 G4		Panel filter G4
SF 502x162x40 F7		F7 panel filter
MK Micra 200 chrome		Mounting kit: Two plastic air ducts; Outdoor box; Cardboard template
MK Micra 200 white		Mounting kit: Two plastic air ducts; Outdoor box; Cardboard template

SF 502x162x40 H13		H13 HEPA filter
-------------------	---	-----------------

### Sensors

Name	Photo	Description
<a href="#">CO2-1</a>		CO2 sensors
<a href="#">CO2-2</a>		CO2 sensors