

# MPA 3200 W LCD



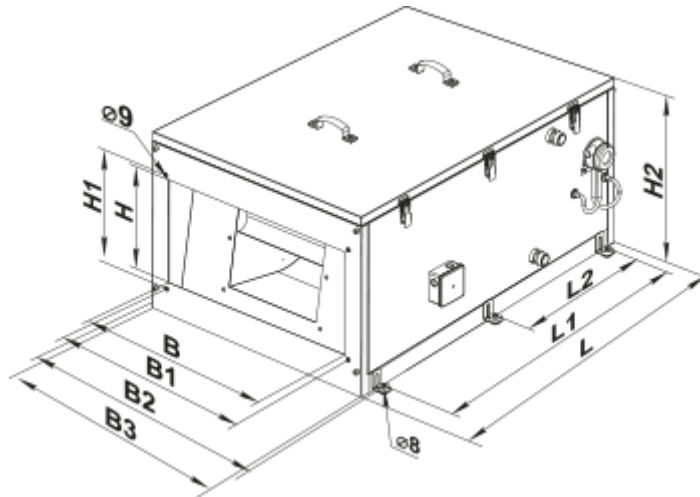
Supply units in the compact sound- and heat-insulated casing with water or electric heater

- Maximum airflow: 3000
- Sound pressure level LpA at 3 m: 53
- Filter: G4
- Sound insulation
- Motor type: AC
- Reheater: Water
- Control: Remote Control
- Casing material: Galvanized steel

|  | Unit of measurement | MPA 3200 W LCD |
|--|---------------------|----------------|
| Connected air duct size                | mm                  | 600x300        |
| Speed                                  | -                   | 1              |
| Connection type                        | -                   | Y              |
| Minimum supply voltage                 | V                   | 400            |
| Maximum supply voltage                 | V                   | 400            |
| Power supply frequency                 | Hz                  | 50             |
| Rated power                            | W                   | 1270           |
| Unit current                           | A                   | 2.3            |
| Maximum airflow                        | m <sup>3</sup> /h   | 3000           |
| Sound pressure level LpA at 3 m        | dB(A)               | 53             |
| Weight                                 | kg                  | 73.2           |
| Filter                                 | -                   | G4             |
| Transported air temperature (max)      | °C                  | 45             |
| Transported air temperature (min)      | °C                  | -40            |
| Ambient air temperature min            | °C                  | 1              |
| Ambient air temperature max            | °C                  | 40             |
| Ambient air humidity max               | %                   | 80             |
| Ingress protection rating              | -                   | IP22           |
| Ingress protection rating of the drive | -                   | IP44           |



## Dimensions

| B   | B1  | B2  | B3  | H   | H1  | H2  | L    | L1  | L2  |
|-----|-----|-----|-----|-----|-----|-----|------|-----|-----|
| 600 | 620 | 759 | 710 | 300 | 320 | 530 | 1000 | 880 | 440 |




## Accessories


### Mixing chambers

| Name                       | Photo   | Description  |
|----------------------------|---|--|
| <a href="#">USWK 3/4-4</a> |  | The mixing unit USWK is designed for smooth heat medium flow control in ventilation systems equipped with water heaters or coolers for supply air temperature regulation |
| <a href="#">USWK 3/4-6</a> |  | The mixing unit USWK is designed for smooth heat medium flow control in ventilation systems equipped with water heaters or coolers for supply air temperature regulation |

### For rectangular ducts


| Name                       | Photo   | Description   |
|----------------------------|---|---|
| <a href="#">SR 600x300</a> |  | The plate silencer is applied for noise absorption produced during the ventilating equipment operation and spread along the ducting systems |

### Airflow regulators

| Name                        | Photo   | Description          |
|-----------------------------|---|----------------------|
| <a href="#">RRV 600x300</a> |  | Air flow controllers |

### Mixing chambers


| Name | Photo | Description |
|------|-------|-------------|
|------|-------|-------------|

|                                 |   |  |
|---------------------------------|---|--|
| <a href="#">SKRA 600x300/24</a> |  | The mixing chambers is designed for mixing (recirculation) of extract and intake air in a required ratio |
|---------------------------------|---|--|


### For rectangular ducts

| Name                        | Photo   | Description                       |
|-----------------------------|---|-----------------------------------|
| <a href="#">VVG 600x300</a> |  | Flexible anti-vibration connector |


### Water coolers

| Name                          | Photo   | Description  |
|-------------------------------|---|--|
| <a href="#">OKW 600x300-3</a> |  | Duct water coil air coolers are designed for cooling of supply air in rectangular ventilation systems and can be applied in supply or supply and exhaust ventilation systems |

### Freon coolers

| Name                          | Photo  | Description   |
|-------------------------------|--|---|
| <a href="#">OKF 600x300-3</a> |  | Direct-expansion duct coolers are designed for cooling of supply air in rectangular ventilation systems and can be used either for supply or supply and exhaust units |

### Other accessories

| Name             | Photo   | Description     |
|------------------|---|-----------------|
| SF 653x440x47 G4 |  | Panel filter G4 |