

# Stream 100/125 (125 spigot) R

Sound- and heat-insulated mixed flow duct fans

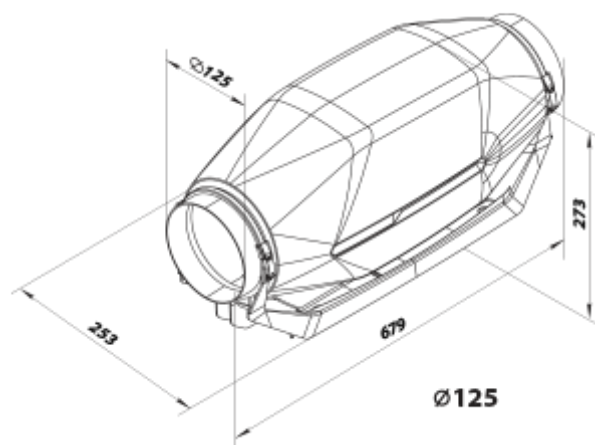
- Maximum airflow: 320
- Sound pressure level LpA at 3 m: 28
- Sound insulation
- Motor type: AC
- Impeller type: Mixed
- Casing material: Plastic
- Installation in any position
- Cable with mains plug



	Unit of measurement	Stream 100/125 (125 spigot) R		
Connected air duct size	mm	125		
Speed	-	3		
Phases	-	1		
Minimum supply voltage	V	230		
Maximum supply voltage	V	230		
Power supply frequency	Hz	50		
Rated power	W	31	33	34
Unit current	A	0.14	0.14	0.16
Maximum airflow	m <sup>3</sup> /h	164	216	320
rotation speed at 50hz	-	1552	1952	2356
Sound pressure level LpA at 3 m	dB(A)	20	22	28
Weight	kg	5		
Transported air temperature (max)	°C	55		
Transported air temperature (min)	°C	-25		
Ingress protection rating	-	IPX4		
Ingress protection rating of the drive	-	IP20		
ErP compliance	-	2016, 2018		
Cold - Specific energy consumption (SEC)	kWh/(m <sup>3</sup> /a)	54		
SEC Class Cold	-	A+		

Average - Specific energy consumption (SEC)	kWh/(m <sup>2</sup> /a)	26.9
SEC Class Average	-	B
Warm - Specific energy consumption (SEC)	kWh/(m <sup>2</sup> /a)	11.4
SEC Class Warm	-	E
Unit category	-	RVU
Type of ventilation unit	-	Unidirectional
Type of drive installed	-	Variable speed
Type of heat recovery system	-	None
Maximum flow rate	m <sup>3</sup> /h	320
Electric power input	W	34
Reference flow rate	m <sup>3</sup> /s	0.062
Specific power input (SPI)	W/(m <sup>3</sup> /h)	0.106
Control typology	-	Central demand control
Maximum external leakage rates	%	2.7
Cold - The annual electricity consumption (AEC)	kWh/a	56
Average - The annual electricity consumption (AEC)	kWh/a	56
Warm - Jährlicher Stromverbrauch (JSV)	kWh/a	56
Cold - The annual heating saved (AHS)	kWh/a	5536
The annual heating saved (AHS) Average	kWh/a	2830
The annual heating saved (AHS) Warm	kWh/a	1280
Sound power level	dB(A)	28
Declared typology	-	RVU UVU




## Dimensions







## Accessories

### For round ducts






Name	Photo	Description
------	-------	-------------

<a href="#">SR 125/600</a>		Silencer is applied for noise absorption produced during the ventilating equipment operation and spread along the ducting systems
<a href="#">SR 125/900</a>		Silencer is applied for noise absorption produced during the ventilating equipment operation and spread along the ducting systems
<a href="#">SR 125/1200</a>		Silencer is applied for noise absorption produced during the ventilating equipment operation and spread along the ducting systems

### For round ducts



Name	Photo	Description
<a href="#">FB 125</a>		Panel filters
<a href="#">FBK 125-4</a>		Pocket filter
<a href="#">FBK 125-5</a>		Pocket filter
<a href="#">FBK 125-7</a>		Pocket filter

### Electrical heaters



Name	Photo	Description
<a href="#">NK 125-0,6-1</a>		Duct electric heater
<a href="#">NK 125-0,8-1</a>		Duct electric heater
<a href="#">NK 125-1,2-1</a>		Duct electric heater
<a href="#">NK 125-1,6-1</a>		Duct electric heater
<a href="#">NK 125-2,4-1</a>		Duct electric heater

### Water heaters

Name	Photo	Description
------	-------	-------------

<a href="#">NKV 125-2</a>		Duct water heaters are designed for heating of supply air in round ventilation systems. They can be also applied in supply or supply and exhaust ventilating units
<a href="#">NKV 125-4</a>		Duct water heaters are designed for heating of supply air in round ventilation systems. They can be also applied in supply or supply and exhaust ventilating units

### For round ducts

Name	Photo	Description
<a href="#">KOM 125</a>		Spring-loaded backdraft damper for round ducts
<a href="#">KR 125</a>		Air damper for air flow control in round air ducts


### Temperature regulators

Name	Photo	Description
<a href="#">RTSD-1-400</a>		Temperature regulator

### Speed control switches

Name	Photo	Description
<a href="#">P3-1-300</a>		Switch

### Sensors

Name	Photo	Description
<a href="#">T-1,5 N</a>		Sensor