

Stream 100/125 (125 spigot) Un

Sound- and heat-insulated mixed flow duct fans

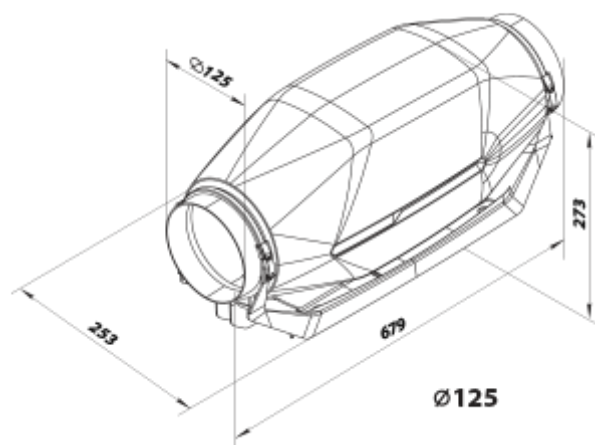
- Maximum airflow: 320
- Sound pressure level LpA at 3 m: 28
- Sound insulation
- Motor type: AC
- Control: Speed controller
- Impeller type: Mixed
- Casing material: Plastic
- Installation in any position
- Temperature sensor: Remote



	Unit of measurement	Stream 100/125 (125 spigot) Un		
Connected air duct size	mm	125		
Speed	-	3		
Phases	-	1		
Minimum supply voltage	V	230		
Maximum supply voltage	V	230		
Power supply frequency	Hz	50		
Rated power	W	31	33	34
Unit current	A	0.14	0.14	0.16
Maximum airflow	m ³ /h	164	216	320
rotation speed at 50hz	-	1552	1952	2356
Sound pressure level LpA at 3 m	dB(A)	20	22	28
Weight	kg	5		
Transported air temperature (max)	°C	55		
Transported air temperature (min)	°C	-25		
Ingress protection rating	-	IPX4		
Ingress protection rating of the drive	-	IP20		
ErP compliance	-	2016, 2018		
Cold - Specific energy consumption (SEC)	kWh/(m ² /a)	54		
SEC Class Cold	-	A+		

Average - Specific energy consumption (SEC)	kWh/(m ² /a)	26.9
SEC Class Average	-	B
Warm - Specific energy consumption (SEC)	kWh/(m ² /a)	11.4
SEC Class Warm	-	E
Unit category	-	RVU
Type of ventilation unit	-	Unidirectional
Type of drive installed	-	Variable speed
Type of heat recovery system	-	None
Maximum flow rate	m ³ /h	320
Electric power input	W	34
Reference flow rate	m ³ /s	0.062
Specific power input (SPI)	W/(m ³ /h)	0.106
Control typology	-	Central demand control
Maximum external leakage rates	%	2.7
Cold - The annual electricity consumption (AEC)	kWh/a	56
Average - The annual electricity consumption (AEC)	kWh/a	56
Warm - Jährlicher Stromverbrauch (JSV)	kWh/a	56
Cold - The annual heating saved (AHS)	kWh/a	5536
The annual heating saved (AHS) Average	kWh/a	2830
The annual heating saved (AHS) Warm	kWh/a	1280
Sound power level	dB(A)	28
Declared typology	-	RVU UVU




Dimensions







Accessories

For round ducts






Name	Photo	Description
------	-------	-------------

SR 125/600		Silencer is applied for noise absorption produced during the ventilating equipment operation and spread along the ducting systems
SR 125/900		Silencer is applied for noise absorption produced during the ventilating equipment operation and spread along the ducting systems
SR 125/1200		Silencer is applied for noise absorption produced during the ventilating equipment operation and spread along the ducting systems

For round ducts



Name	Photo	Description
FB 125		Panel filters
FBK 125-4		Pocket filter
FBK 125-5		Pocket filter
FBK 125-7		Pocket filter

Electrical heaters



Name	Photo	Description
NK 125-0,6-1		Duct electric heater
NK 125-0,8-1		Duct electric heater
NK 125-1,2-1		Duct electric heater
NK 125-1,6-1		Duct electric heater
NK 125-2,4-1		Duct electric heater

Water heaters

Name	Photo	Description
------	-------	-------------

NKV 125-2		Duct water heaters are designed for heating of supply air in round ventilation systems. They can be also applied in supply or supply and exhaust ventilating units
NKV 125-4		Duct water heaters are designed for heating of supply air in round ventilation systems. They can be also applied in supply or supply and exhaust ventilating units

For round ducts

Name	Photo	Description
KOM 125		Spring-loaded backdraft damper for round ducts
KR 125		Air damper for air flow control in round air ducts

Temperature regulators

Name	Photo	Description
RTSD-1-400		Temperature regulator

Speed control switches

Name	Photo	Description
P3-1-300		Switch

Sensors

Name	Photo	Description
T-1,5 N		Sensor