

Stream 100/125 EC S (100 spigot)

Sound- and heat-insulated mixed flow duct fans with EC motor

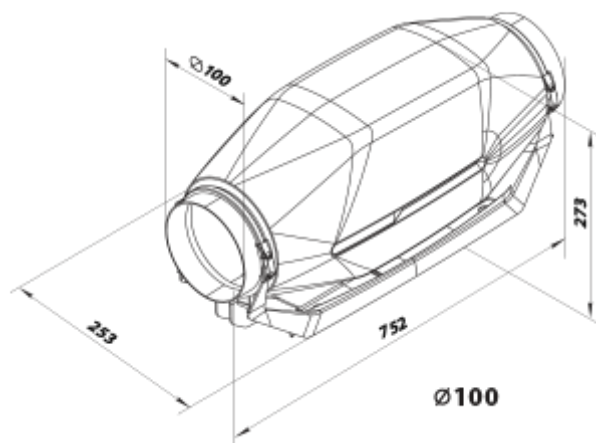
- Maximum airflow: 295
- Sound pressure level LpA at 3 m: 31
- Sound insulation
- Motor type: EC
- Impeller type: Mixed
- Casing material: Plastic
- Installation in any position

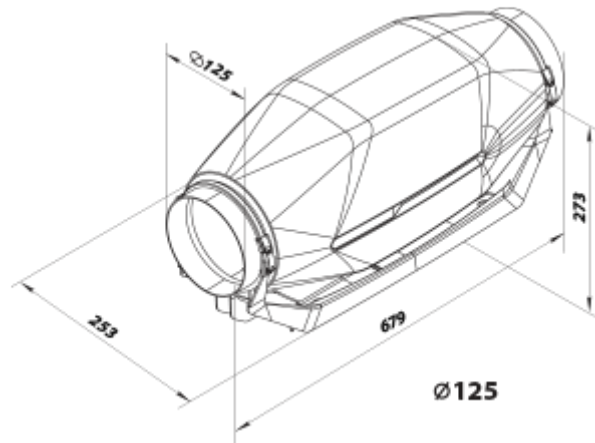


	Unit of measurement	Stream 100/125 EC S (100 spigot)
Connected air duct size	mm	100
Speed	-	1
Phases	-	1
Minimum supply voltage	V	230
Maximum supply voltage	V	230
Power supply frequency	Hz	50/60
Rated power	W	39
Unit current	A	0.36
Maximum airflow	m ³ /h	295
rotation speed at 50hz	-	3168
Sound pressure level LpA at 3 m	dB(A)	31
Weight	kg	5
Transported air temperature (max)	°C	55
Transported air temperature (min)	°C	-25
Ingress protection rating	-	IPX4
Ingress protection rating of the drive	-	IP44
ErP compliance	-	2016, 2018
Cold - Specific energy consumption (SEC)	kWh/(m ² /a)	54.3
SEC Class Cold	-	A+

Average - Specific energy consumption (SEC)	kWh/(m ² /a)	27.3
SEC Class Average	-	B
Warm - Specific energy consumption (SEC)	kWh/(m ² /a)	11.8
SEC Class Warm	-	E
Unit category	-	RVU
Type of ventilation unit	-	Unidirectional
Type of drive installed	-	Variable speed
Type of heat recovery system	-	None
Maximum flow rate	m ³ /h	320
Electric power input	W	39
Reference flow rate	m ³ /s	0.054
Reference pressure difference	Pa	50
Specific power input (SPI)	W/(m ³ /h)	0.077
Control typology	-	Local demand control
Maximum external leakage rates	%	2.7
Cold - The annual electricity consumption (AEC)	kWh/a	41
Average - The annual electricity consumption (AEC)	kWh/a	41
Warm - Jährlicher Stromverbrauch (JSV)	kWh/a	41
Cold - The annual heating saved (AHS)	kWh/a	5536
The annual heating saved (AHS) Average	kWh/a	2830
The annual heating saved (AHS) Warm	kWh/a	1280
Declared typology	-	RVU UVU
Sound power level	dB(A)	54



Dimensions















Accessories

Water heaters





Name	Photo	Description
NKV 100-2		Duct water heaters are designed for heating of supply air in round ventilation systems. They can be also applied in supply or supply and exhaust ventilating units
NKV 100-4		Duct water heaters are designed for heating of supply air in round ventilation systems. They can be also applied in supply or supply and exhaust ventilating units

Electrical heaters

Name	Photo	Description
NK 100-1,8-1		Duct electric heater
NK 100-1,6-1		Duct electric heater
NK 100-1,2-1		Duct electric heater
NK 100-0,8-1		Duct electric heater
NK 100-0,6-1		Duct electric heater
NK 100-0,6-1 U		Duct electric heater with temperature controller or control unit
NK 100-0,8-1 U		Duct electric heater with temperature controller or control unit

NK 100-1,2-1 U		Duct electric heater with temperature controller or control unit
NK 100-1,6-1 U		Duct electric heater with temperature controller or control unit
NK 100-1,8-1 U		Duct electric heater with temperature controller or control unit




For round ducts

Name	Photo	Description
FBK 100-7		Pocket filter
FBK 100-5		Pocket filter
FBK 100-4		Pocket filter
FB 100		Panel filters

Speed controllers




Name	Photo	Description
R-1/010		Speed controller for EC motors

For round ducts

Name	Photo	Description
KR 100		Air damper for air flow control in round air ducts
KOM 100		Spring-loaded backdraft damper for round ducts
KOMu 100		Spring-loaded backdraft damper for round ducts

For round ducts

Name	Photo	Description
------	-------	-------------

SR_100/1200		Silencer is applied for noise absorption produced during the ventilating equipment operation and spread along the ducting systems
SR_100/900		Silencer is applied for noise absorption produced during the ventilating equipment operation and spread along the ducting systems
SR_100/600		Silencer is applied for noise absorption produced during the ventilating equipment operation and spread along the ducting systems