

Stream 100/125 EC S (100 spigot) P

Sound- and heat-insulated mixed flow duct fans with EC motor

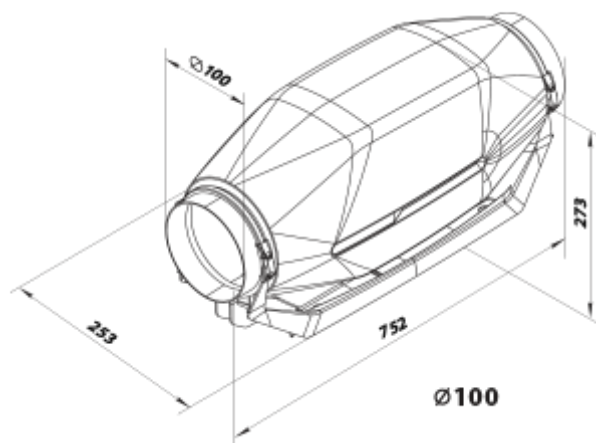
- Maximum airflow: 295
- Sound pressure level LpA at 3 m: 31
- Sound insulation
- Motor type: EC
- Control: Built-in speed controller
- Impeller type: Mixed
- Casing material: Plastic
- Installation in any position
- Cable with mains plug



| | Unit of measurement | Stream 100/125 EC S (100 spigot) P |
|--|-------------------------|------------------------------------|
| Connected air duct size | mm | 100 |
| Speed | - | 1 |
| Phases | - | 1 |
| Minimum supply voltage | V | 230 |
| Maximum supply voltage | V | 230 |
| Power supply frequency | Hz | 50/60 |
| Rated power | W | 39 |
| Unit current | A | 0.36 |
| Maximum airflow | m ³ /h | 295 |
| rotation speed at 50hz | - | 3168 |
| Sound pressure level LpA at 3 m | dB(A) | 31 |
| Weight | kg | 5 |
| Transported air temperature (max) | °C | 55 |
| Transported air temperature (min) | °C | -25 |
| Ingress protection rating | - | IPX4 |
| Ingress protection rating of the drive | - | IP44 |
| ErP compliance | - | 2016, 2018 |
| Cold - Specific energy consumption (SEC) | kWh/(m ² /a) | 54.3 |
| SEC Class Cold | - | A+ |











| | | |
|--|-------------------------|----------------------|
| Average - Specific energy consumption (SEC) | kWh/(m ² /a) | 27.3 |
| SEC Class Average | - | B |
| Warm - Specific energy consumption (SEC) | kWh/(m ² /a) | 11.8 |
| SEC Class Warm | - | E |
| Unit category | - | RVU |
| Type of ventilation unit | - | Unidirectional |
| Type of drive installed | - | Variable speed |
| Type of heat recovery system | - | None |
| Maximum flow rate | m ³ /h | 320 |
| Electric power input | W | 39 |
| Reference flow rate | m ³ /s | 0.054 |
| Reference pressure difference | Pa | 50 |
| Specific power input (SPI) | W/(m ³ /h) | 0.077 |
| Control typology | - | Local demand control |
| Maximum external leakage rates | % | 2.7 |
| Cold - The annual electricity consumption (AEC) | kWh/a | 41 |
| Average - The annual electricity consumption (AEC) | kWh/a | 41 |
| Warm - Jährlicher Stromverbrauch (JSV) | kWh/a | 41 |
| Cold - The annual heating saved (AHS) | kWh/a | 5536 |
| The annual heating saved (AHS) Average | kWh/a | 2830 |
| The annual heating saved (AHS) Warm | kWh/a | 1280 |
| Sound power level | dB(A) | 54 |
| Declared typology | - | RVU UVU |

Dimensions






Accessories

Electrical heaters




| Name | Photo | Description |
|--------------------------------|---|--|
| NK 100-0,8-1 U |  | Duct electric heater with temperature controller or control unit |
| NK 100-0,6-1 U |  | Duct electric heater with temperature controller or control unit |
| NK 100-1,8-1 |  | Duct electric heater |
| NK 100-1,6-1 |  | Duct electric heater |
| NK 100-1,2-1 |  | Duct electric heater |
| NK 100-0,8-1 |  | Duct electric heater |
| NK 100-0,6-1 |  | Duct electric heater |
| NK 100-1,2-1 U |  | Duct electric heater with temperature controller or control unit |
| NK 100-1,6-1 U |  | Duct electric heater with temperature controller or control unit |
| NK 100-1,8-1 U |  | Duct electric heater with temperature controller or control unit |

For round ducts




| Name | Photo | Description |
|---------------------------|---|---------------|
| FB 100 |  | Panel filters |
| FBK 100-4 |  | Pocket filter |
| FBK 100-5 |  | Pocket filter |

| | | |
|---------------------------|---|---------------|
| FBK 100-7 |  | Pocket filter |
|---------------------------|---|---------------|


For round ducts

| Name | Photo | Description |
|-----------------------------|---|---|
| SR 100/1200 |  | Silencer is applied for noise absorption produced during the ventilating equipment operation and spread along the ducting systems |
| SR 100/900 |  | Silencer is applied for noise absorption produced during the ventilating equipment operation and spread along the ducting systems |
| SR 100/600 |  | Silencer is applied for noise absorption produced during the ventilating equipment operation and spread along the ducting systems |



For round ducts

| Name | Photo | Description |
|--------------------------|---|--|
| KOM 100 |  | Spring-loaded backdraft damper for round ducts |
| KOMu 100 |  | Spring-loaded backdraft damper for round ducts |
| KR 100 |  | Air damper for air flow control in round air ducts |

Speed controllers

| Name | Photo | Description |
|-------------------------|---|--------------------------------|
| R-1/010 |  | Speed controller for EC motors |

Water heaters

| Name | Photo | Description |
|---------------------------|---|--|
| NKV 100-2 |  | Duct water heaters are designed for heating of supply air in round ventilation systems. They can be also applied in supply or supply and exhaust ventilating units |
| NKV 100-4 |  | Duct water heaters are designed for heating of supply air in round ventilation systems. They can be also applied in supply or supply and exhaust ventilating units |