

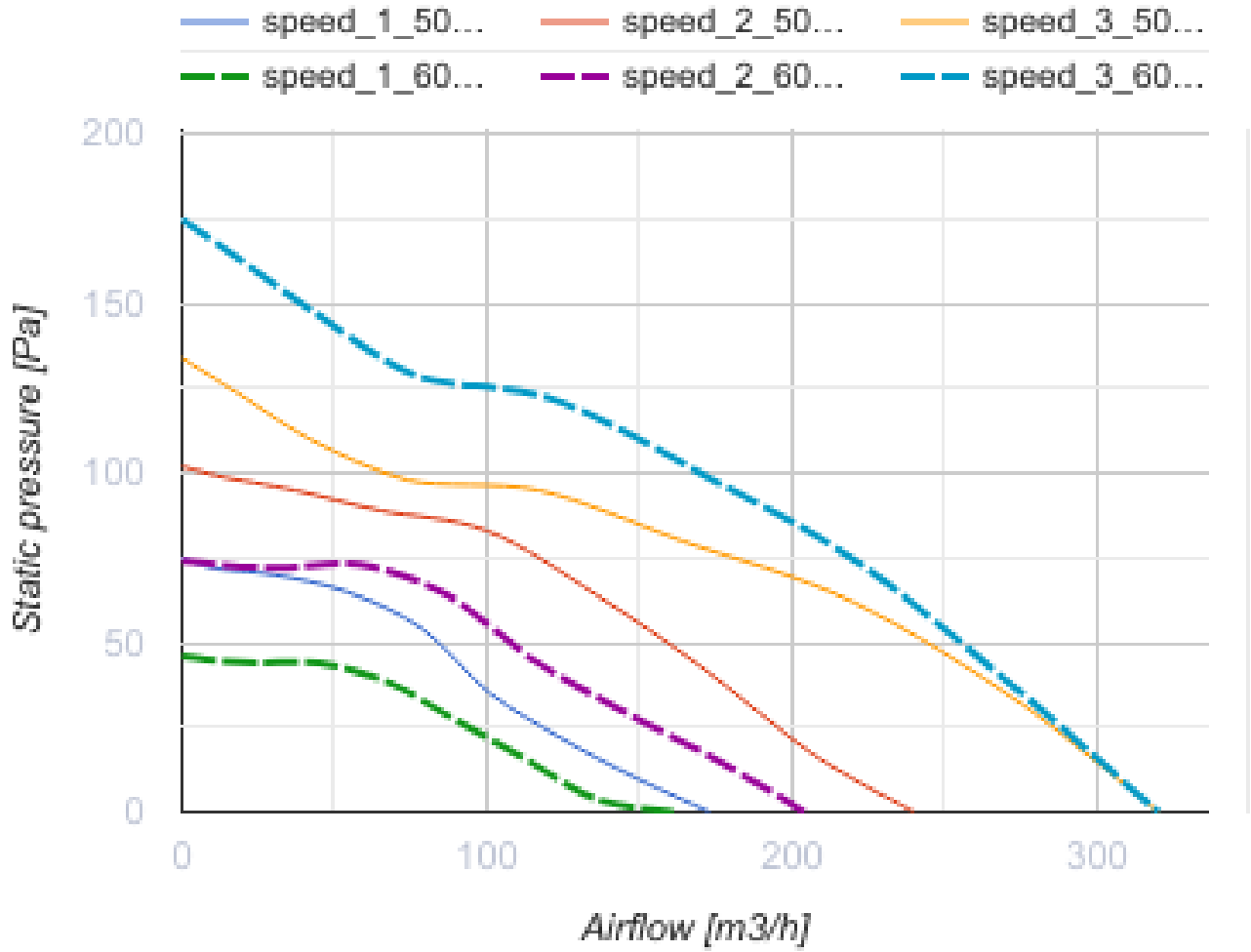
# Stream 100/125 Un

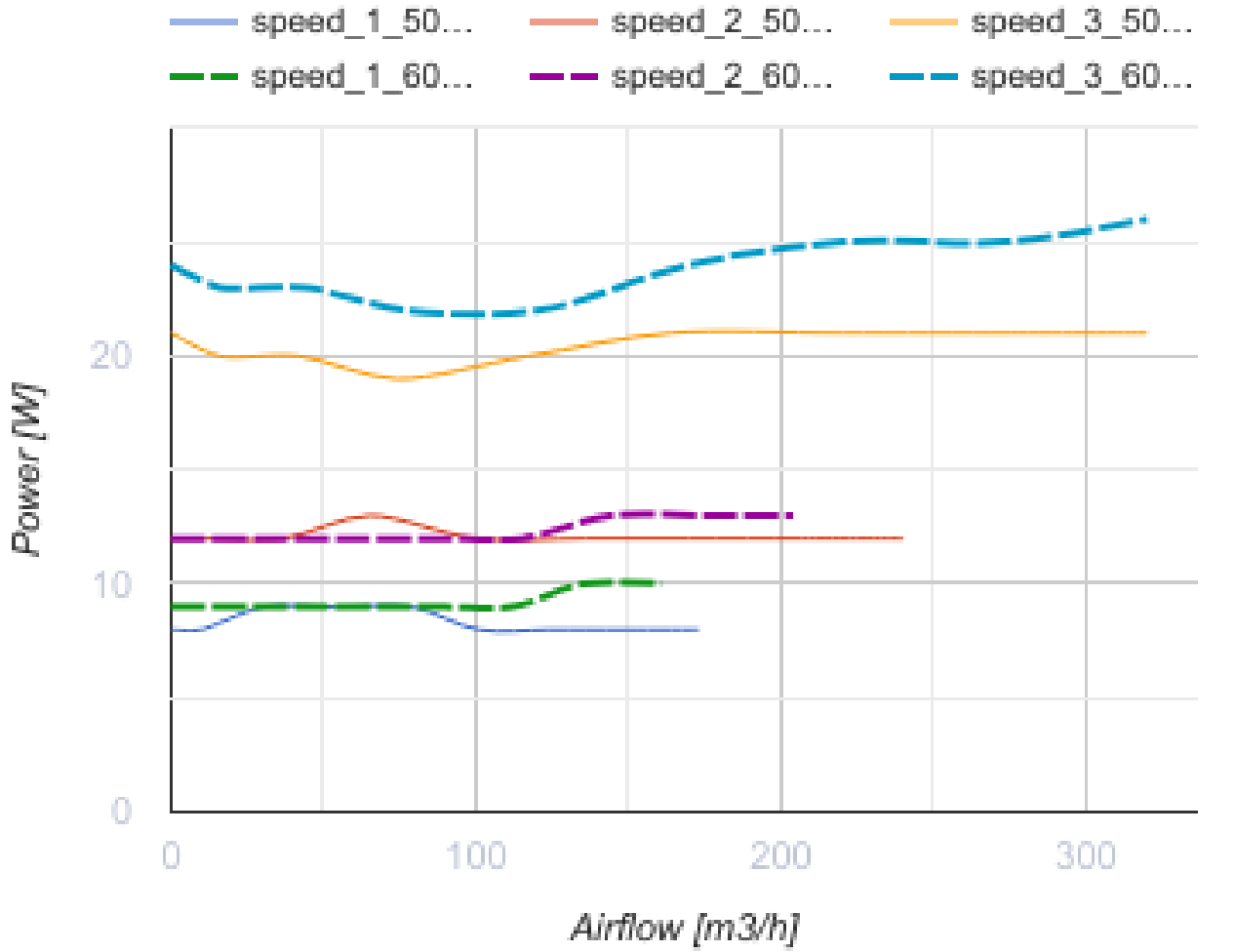


Mixed-flow inline fans in sound-insulated casings

- Maximum airflow: 320
- Sound pressure level LpA at 3 m: 25
- Sound insulation
- Motor type: AC
- Control: Speed controller
- Impeller type: Mixed-flow
- Casing material: Plastic
- Temperature sensor: Remote

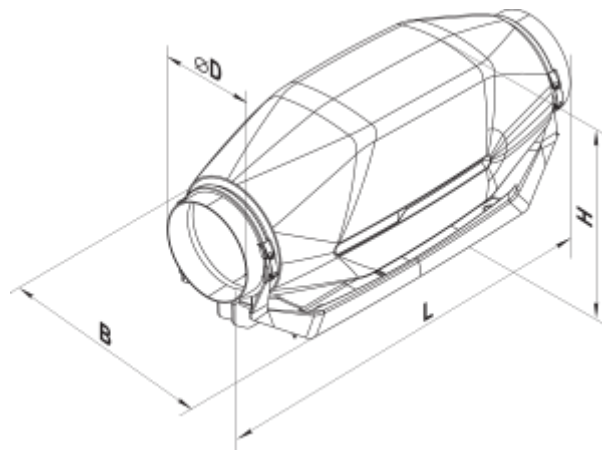
	Unit of measurement	Stream 100/125 Un		
Connected air duct size	mm	125		
Speed	-	3		
Phases	-	1		
Minimum supply voltage	V	230		
Maximum supply voltage	V	230		
Power supply frequency	Hz	50/60		
Rated power	W	9	13	21
Unit current	A	0.81	0.09	0.1
Maximum airflow	m <sup>3</sup> /h	173	240	320
rotation speed at 50hz	-	2252	2662	2810
Sound pressure level LpA at 3 m	dB(A)	16	21	25
Weight	kg	3.6		
Transported air temperature (max)	°C	55		
Transported air temperature (min)	°C	-25		
Ambient air temperature min	°C	1		
Ambient air temperature max	°C	40		
Ingress protection rating	-	IPX4		
Ingress protection rating of the drive	-	IP44		








### Dimensions

Ø D	B	L	H
125	207	502	224







## Accessories





### For round ducts

Name	Photo	Description
<a href="#">SR 125/600</a>		Silencer is applied for noise absorption produced during the ventilating equipment operation and spread along the ducting systems
<a href="#">SR 125/900</a>		Silencer is applied for noise absorption produced during the ventilating equipment operation and spread along the ducting systems
<a href="#">SR 125/1200</a>		Silencer is applied for noise absorption produced during the ventilating equipment operation and spread along the ducting systems

### For round ducts



Name	Photo	Description
<a href="#">FB 125</a>		Panel filters
<a href="#">FBK 125-4</a>		Pocket filter
<a href="#">FBK 125-5</a>		Pocket filter
<a href="#">FBK 125-7</a>		Pocket filter

### Electrical heaters



Name	Photo	Description
<a href="#">NK 125-0,6-1</a>		Duct electric heater
<a href="#">NK 125-0,8-1</a>		Duct electric heater
<a href="#">NK 125-1,2-1</a>		Duct electric heater
<a href="#">NK 125-1,6-1</a>		Duct electric heater

<a href="#">NK 125-2,4-1</a>		Duct electric heater
------------------------------	---	----------------------

### Water heaters

Name	Photo	Description
<a href="#">NKV 125-2</a>		Duct water heaters are designed for heating of supply air in round ventilation systems. They can be also applied in supply or supply and exhaust ventilating units
<a href="#">NKV 125-4</a>		Duct water heaters are designed for heating of supply air in round ventilation systems. They can be also applied in supply or supply and exhaust ventilating units




### For round ducts

Name	Photo	Description
<a href="#">KOM 125</a>		Spring-loaded backdraft damper for round ducts
<a href="#">KR 125</a>		Air damper for air flow control in round air ducts

### Speed control switches

Name	Photo	Description
<a href="#">P3-1-300</a>		Switch

### Speed controllers

Name	Photo	Description
<a href="#">RS-0.5-PS</a>		Used in ventilation systems for switching on/off and speed control of single-phase fan motors with voltage control
<a href="#">RS-3.0-T</a>		Applied in ventilation systems for speed switching ON/OFF and speed control of single-phase power-controlled motors
<a href="#">RS-1-400</a>		Speed controller