

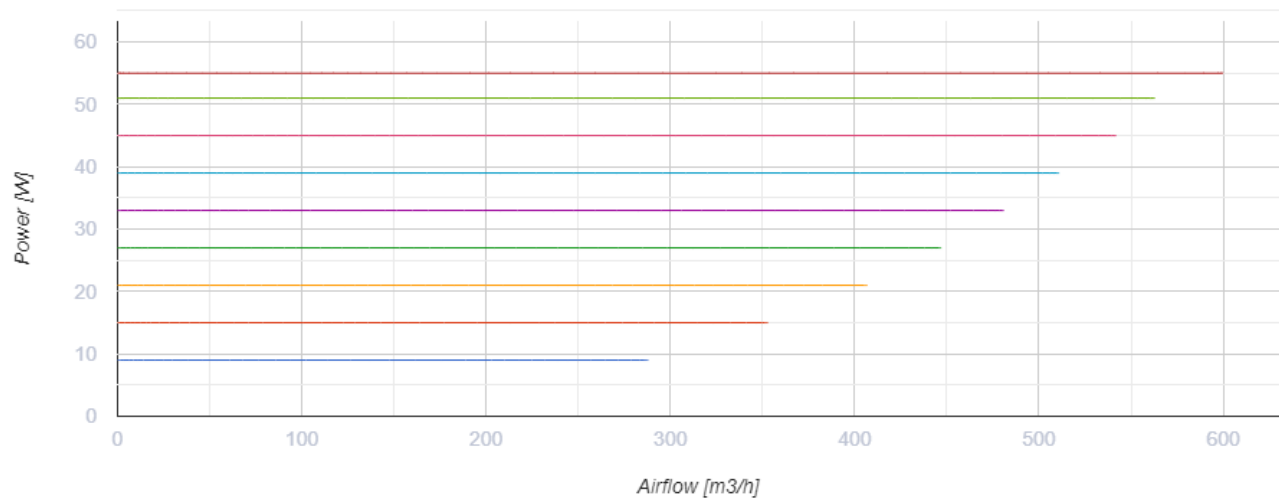
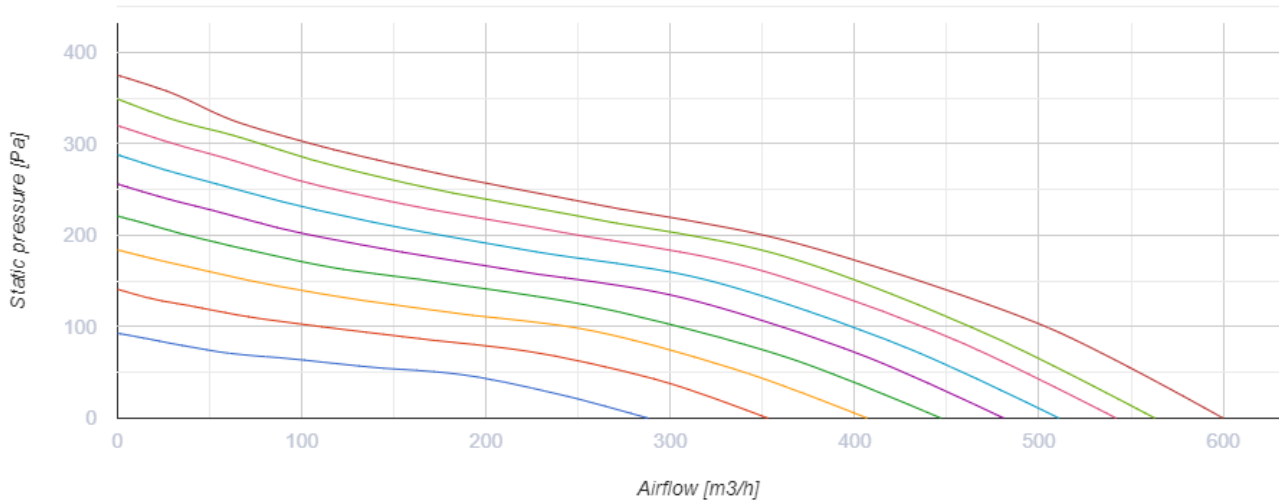
# Stream 150/160 EC R

Sound- and heat-insulated mixed flow duct fans with EC motor

- Maximum airflow: 600
- Sound pressure level LpA at 3 m: 38
- Sound insulation
- Motor type: EC
- Impeller type: Mixed-flow
- Casing material: Plastic
- Cable with mains plug

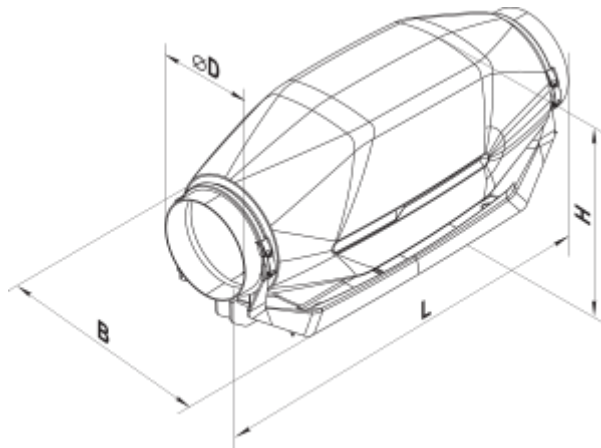


	Unit of measurement	Stream 150/160 EC R
Connected air duct size	mm	160/150
Phases	-	1
Minimum supply voltage	V	230
Maximum supply voltage	V	230
Power supply frequency	Hz	50/60
Rated power	W	55
Unit current	A	0.49
Maximum airflow	m <sup>3</sup> /h	600
rotation speed at 50hz	-	3506
Sound pressure level LpA at 3 m	dB(A)	38
Weight	kg	5
Transported air temperature (max)	°C	55
Transported air temperature (min)	°C	-25
Ambient air temperature min	°C	1
Ambient air temperature max	°C	40
Ingress protection rating	-	IPX4
Ingress protection rating of the drive	-	IP44









## Dimensions

Ø D	B	L	H
150 (160)	253	606	273









## Accessories

### For round ducts











Name	Photo	Description
<a href="#">SR 150/600</a>		Silencer is applied for noise absorption produced during the ventilating equipment operation and spread along the ducting systems
<a href="#">SR 150/900</a>		Silencer is applied for noise absorption produced during the ventilating equipment operation and spread along the ducting systems
<a href="#">SR 150/1200</a>		Silencer is applied for noise absorption produced during the ventilating equipment operation and spread along the ducting systems
<a href="#">SR 160/600</a>		Silencer is applied for noise absorption produced during the ventilating equipment operation and spread along the ducting systems
<a href="#">SR 160/900</a>		Silencer is applied for noise absorption produced during the ventilating equipment operation and spread along the ducting systems
<a href="#">SR 160/1200</a>		Silencer is applied for noise absorption produced during the ventilating equipment operation and spread along the ducting systems

### For round ducts


Name	Photo	Description
<a href="#">FB 150</a>		Panel filters
<a href="#">FB 160</a>		Panel filters
<a href="#">FBK 150-4</a>		Pocket filter
<a href="#">FBK 150-5</a>		Pocket filter
<a href="#">FBK 150-7</a>		Pocket filter
<a href="#">FBK 160-4</a>		Pocket filter




<a href="#">FBK 160-5</a>		Pocket filter
<a href="#">FBK 160-7</a>		Pocket filter

### Electrical heaters





Name	Photo	Description
<a href="#">NK 150-1,2-1</a>		Duct electric heater
<a href="#">NK 150-1,7-1</a>		Duct electric heater
<a href="#">NK 150-2,0-1</a>		Duct electric heater
<a href="#">NK 150-2,4-1</a>		Duct electric heater
<a href="#">NK 150-3,4-1</a>		Duct electric heater
<a href="#">NK 160-1,2-1</a>		Duct electric heater
<a href="#">NK 160-1,7-1</a>		Duct electric heater
<a href="#">NK 160-2,0-1</a>		Duct electric heater
<a href="#">NK 160-2,4-1</a>		Duct electric heater
<a href="#">NK 160-3,4-1</a>		Duct electric heater

### Water heaters

Name	Photo	Description
<a href="#">NKV 150-2</a>		Duct water heaters are designed for heating of supply air in round ventilation systems. They can be also applied in supply or supply and exhaust ventilating units

<a href="#">NKV 150-4</a>		Duct water heaters are designed for heating of supply air in round ventilation systems. They can be also applied in supply or supply and exhaust ventilating units
<a href="#">NKV 160-2</a>		Duct water heaters are designed for heating of supply air in round ventilation systems. They can be also applied in supply or supply and exhaust ventilating units
<a href="#">NKV 160-4</a>		Duct water heaters are designed for heating of supply air in round ventilation systems. They can be also applied in supply or supply and exhaust ventilating units

### For round ducts

Name	Photo	Description
<a href="#">KOM 150</a>		Spring-loaded backdraft damper for round ducts
<a href="#">KOM 160</a>		Spring-loaded backdraft damper for round ducts
<a href="#">KR 150</a>		Air damper for air flow control in round air ducts
<a href="#">KR 160</a>		Air damper for air flow control in round air ducts

### Speed controllers

Name	Photo	Description
<a href="#">R-1/010</a>		Speed controller for EC motors