

Stream 150/160 T

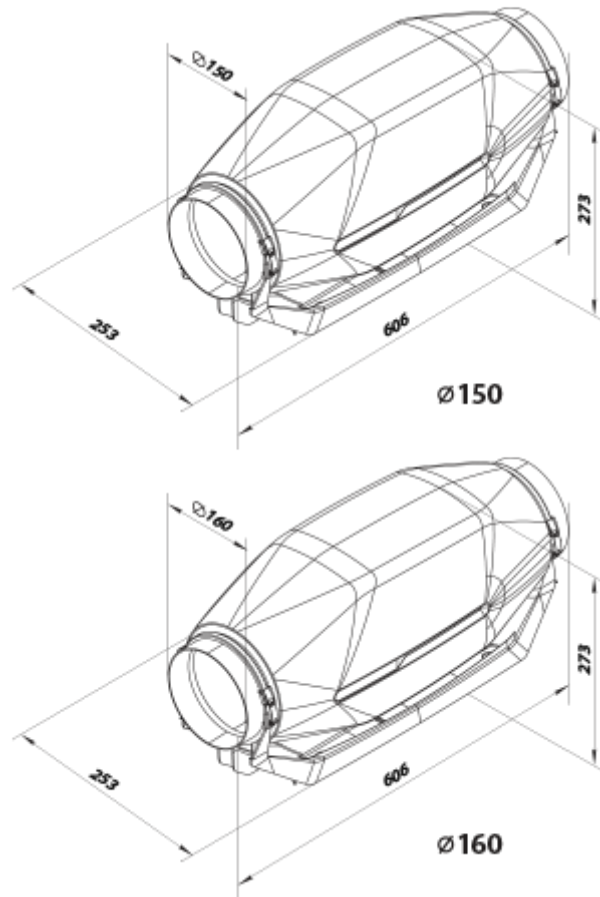


Sound- and heat-insulated mixed flow duct fans

- Maximum airflow: 540
- Sound pressure level LpA at 3 m: 33
- Sound insulation
- Motor type: AC
- Impeller type: Mixed
- Casing material: Plastic
- Installation in any position
- Timer: Turn off timer







	Unit of measurement	Stream 150/160 T		
Connected air duct size	mm	150/160		
Speed	-	3		
Phases	-	1		
Minimum supply voltage	V	230		
Maximum supply voltage	V	230		
Power supply frequency	Hz	50		
Rated power	W	25	46	51
Unit current	A	0.20	0.21	0.24
Maximum airflow	m ³ /h	242	320	540
rotation speed at 50hz	-	1982	2374	2738
Sound pressure level LpA at 3 m	dB(A)	20	26	33
Weight	kg	5		
Transported air temperature (max)	°C	55		
Transported air temperature (min)	°C	-25		
Ingress protection rating	-	IPX4		
Ingress protection rating of the drive	-	IP20		

Dimensions











Accessories






For round ducts






Name	Photo	Description
SR 150/600		Silencer is applied for noise absorption produced during the ventilating equipment operation and spread along the ducting systems
SR 150/900		Silencer is applied for noise absorption produced during the ventilating equipment operation and spread along the ducting systems
SR 150/1200		Silencer is applied for noise absorption produced during the ventilating equipment operation and spread along the ducting systems
SR 160/600		Silencer is applied for noise absorption produced during the ventilating equipment operation and spread along the ducting systems
SR 160/900		Silencer is applied for noise absorption produced during the ventilating equipment operation and spread along the ducting systems
SR 160/1200		Silencer is applied for noise absorption produced during the ventilating equipment operation and spread along the ducting systems

For round ducts


Name	Photo	Description
FB 150		Panel filters
FB 160		Panel filters
FBK 150-4		Pocket filter
FBK 150-5		Pocket filter
FBK 150-7		Pocket filter
FBK 160-4		Pocket filter
FBK 160-5		Pocket filter
FBK 160-7		Pocket filter

Electrical heaters

Name	Photo	Description
NK 150-1,2-1		Duct electric heater
NK 150-1,7-1		Duct electric heater
NK 150-2,0-1		Duct electric heater
NK 150-2,4-1		Duct electric heater
NK 150-3,4-1		Duct electric heater

NK 160-1,2-1		Duct electric heater
NK 160-1,7-1		Duct electric heater
NK 160-2,0-1		Duct electric heater
NK 160-2,4-1		Duct electric heater
NK 160-3,4-1		Duct electric heater


For round ducts

Name	Photo	Description
KOM 150		Spring-loaded backdraft damper for round ducts
KOM 160		Spring-loaded backdraft damper for round ducts
KR 150		Air damper for air flow control in round air ducts
KR 160		Air damper for air flow control in round air ducts

Temperature regulators

Name	Photo	Description
RTSD-1-400		Temperature regulator

Speed control switches

Name	Photo	Description
P3-1-300		Switch

Sensors

Name	Photo	Description
------	-------	-------------

[T-1,5 N](#)



Sensor