

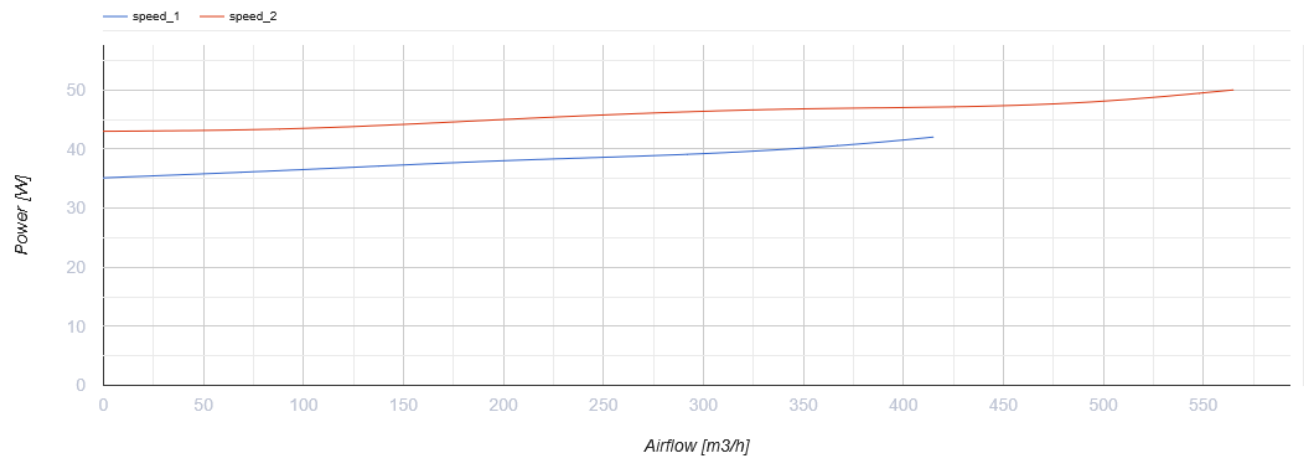
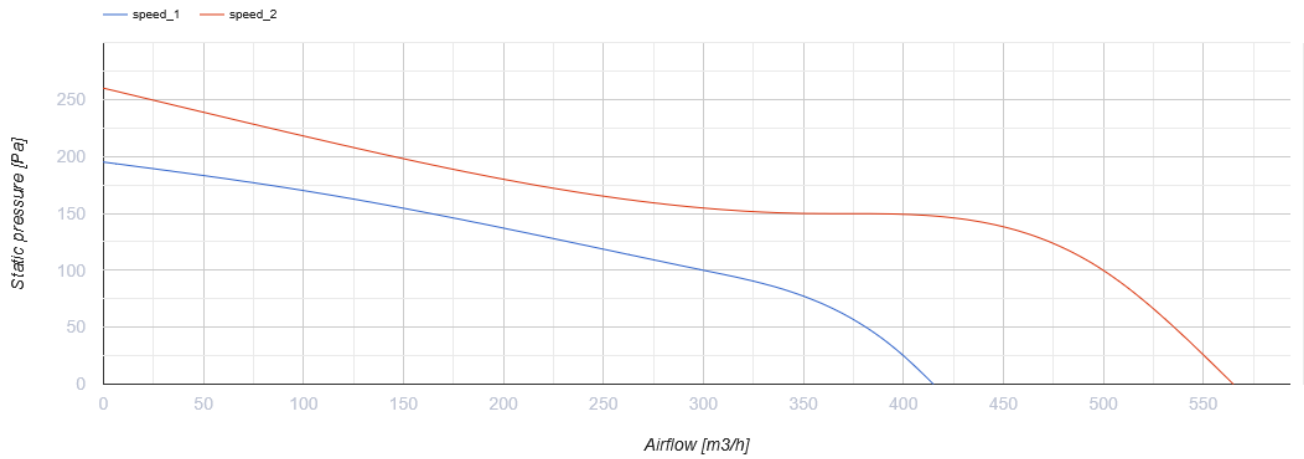
TT PRO 160 T



Mixed-flow inline fans

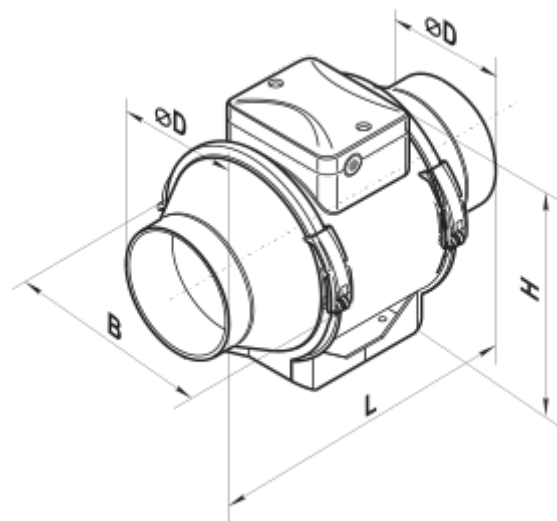
- Maximum airflow: 565
- Sound pressure level LpA at 3 m: 44
- Motor type: AC
- Impeller type: Mixed-flow
- Casing material: Plastic
- Installation in any position
- Timer: Turn off timer

	Unit of measurement	TT PRO 160 T	
Connected air duct size	mm	160	
Speed	-	2	
Minimum supply voltage	V	230	
Maximum supply voltage	V	230	
Power supply frequency	Hz	50/60	
Rated power	W	42	50
Unit current	A	0.19	0.22
Maximum airflow	m ³ /h	415	565
Sound pressure level LpA at 3 m	dB(A)	32	44
Weight	kg	3.25	
Transported air temperature (max)	°C	60	
Ingress protection rating	-	IPX4	
Ingress protection rating of the drive	-	IPX4	

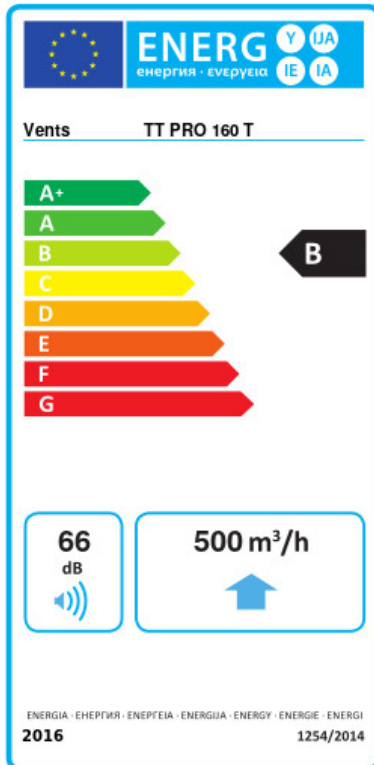


Dimensions

ØD	B	H	L
158	220.1	247	289



Ecodesign



Trademark	Vents					
Model	TT PRO 160 T					
Specific energy consumption (SEC) (kWh/(m ² /a))	Cold		Average		Warm	
	-33.3	B	-15.4	E	-5.1	F
Type of ventilation unit	Unidirectional					
Type of drive installed	Variable speed					
Type of heat recovery system	None					
Maximum flow rate (m ³ /h)	500					
Electric power input (W)	50					
Reference flow rate (m ³ /s)	0.097					
Reference pressure difference (Pa)	50					
Specific power input (SPI) (W/(m ³ /h))	0.12					
Control typology	Clock control					
Maximum external leakage rates (%)	2.7					
Declared typology	RVU UVU					
Sound power level (dB(A))	66					
The annual electricity consumption (AEC) (kWh/a)	Cold		Average		Warm	
	136		136		136	
The annual heating saved (AHS) (kWh/a)	Cold		Average		Warm	
	3667		1874		848	