

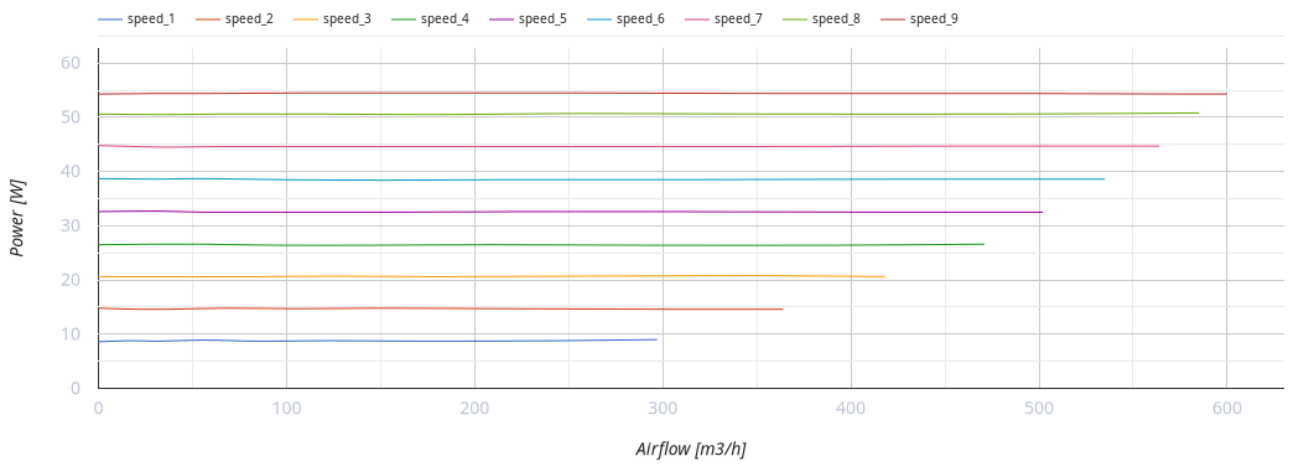
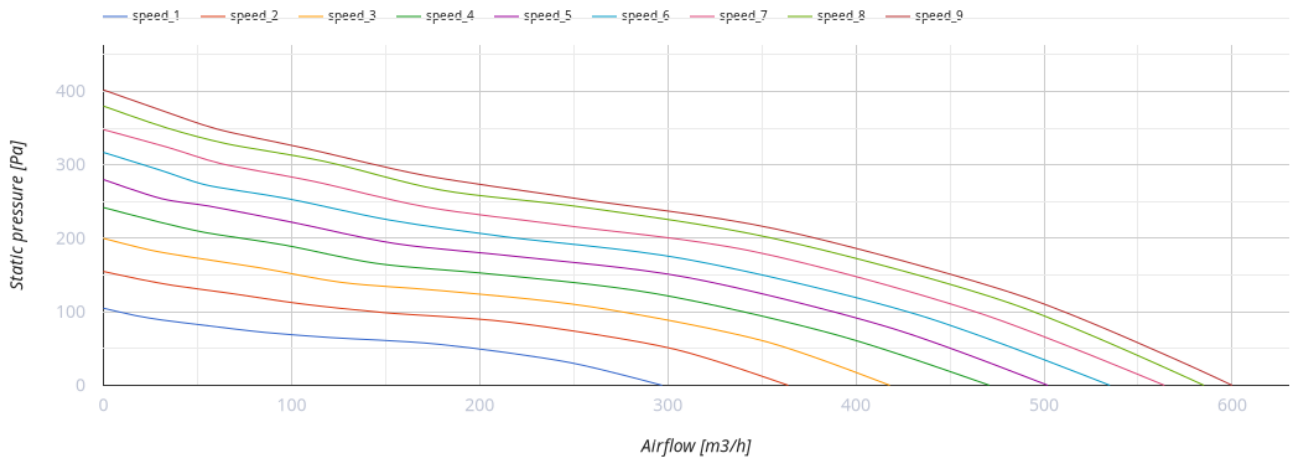
TT Silent-M 150 EC U

Mixed-type duct fans with EC motors in casings with noise and heat insulation



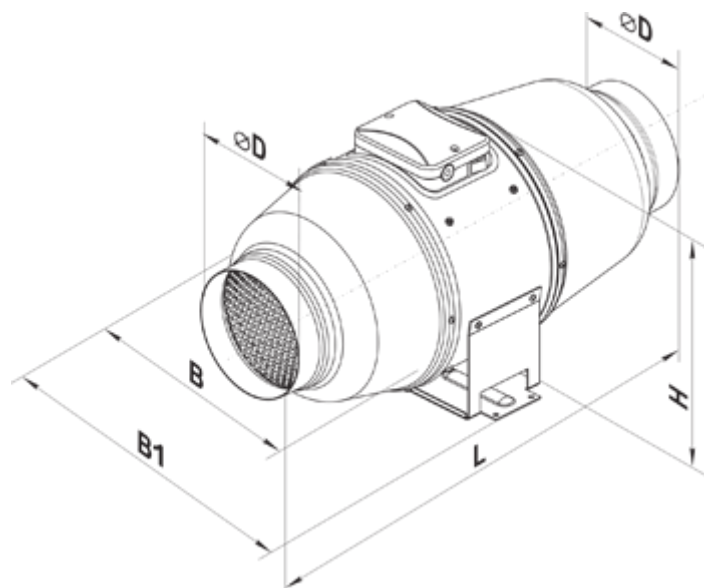
- Maximum airflow: 600
- Sound pressure level LpA at 3 m: 38
- Sound insulation
- Motor type: EC
- Control: Built-in speed controller
- Impeller type: Mixed-flow
- Casing material: Coated steel
- Installation in any position
- Cable with mains plug
- Temperature sensor

| | Unit of measurement | TT Silent-M 150 EC U |
|-----------------------------------|---------------------|----------------------|
| Connected air duct size | mm | 150 |
| Speed | - | 1 |
| Minimum supply voltage | V | 230 |
| Maximum supply voltage | V | 230 |
| Power supply frequency | Hz | 50/60 |
| Rated power | W | 55 |
| Unit current | A | 0.48 |
| Maximum airflow | m ³ /h | 600 |
| Sound pressure level LpA at 3 m | dB(A) | 38 |
| Weight | kg | 6 |
| Transported air temperature (max) | °C | 55 |
| Transported air temperature (min) | °C | -25 |
| Ingress protection rating | - | IPX4 |

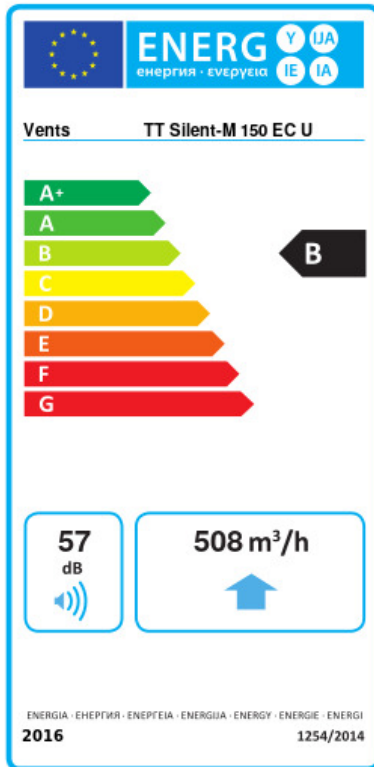


Dimensions

| ØD | B | B1 | L | H |
|-----|-----|-----|-----|-----|
| 147 | 247 | 372 | 580 | 265 |



Ecodesign



| | | | | | | |
|---|----------------------|---------|-------|---|-----|---|
| Trademark | Vents | | | | | |
| Model | TT Silent-M 150 EC U | | | | | |
| Specific energy consumption (SEC) (kWh/(m ² /a)) | Cold | Average | Warm | | | |
| | -54.6 | A+ | -27.5 | B | -12 | E |
| Type of ventilation unit | Unidirectional | | | | | |
| Type of drive installed | Variable speed | | | | | |
| Type of heat recovery system | None | | | | | |
| Maximum flow rate (m ³ /h) | 508 | | | | | |
| Electric power input (W) | 54.3 | | | | | |
| Reference flow rate (m ³ /s) | 0.099 | | | | | |
| Reference pressure difference (Pa) | 50 | | | | | |
| Specific power input (SPI) (W/(m ³ /h)) | 0.058 | | | | | |
| Control typology | Local demand control | | | | | |
| Maximum external leakage rates (%) | 2.7 | | | | | |
| Declared typology | RVU UVU | | | | | |
| Sound power level (dB(A)) | 57 | | | | | |
| The annual electricity consumption (AEC) (kWh/a) | Cold | Average | Warm | | | |
| | 31 | 31 | 31 | | | |
| The annual heating saved (AHS) (kWh/a) | Cold | Average | Warm | | | |
| | 5536 | 2830 | 1280 | | | |