

TwinFresh Atmo mini M

TwinFresh Atmo M - is a brand new dMVHR solutions for newbuild and retrofit single-room applications, offer efficient and cost-effective ventilation




- Air flow in heat recovery mode: 13
- Sound pressure level LpA at 3 m: 23
- Sound pressure level LpA at 1 m: 33
- Filter: ISO Coarse >50% (G3) (ISO Coarse >60% (G4), ISO ePM1 60% (F7) optional)
- Sound insulation
- Motor type: DC
- Control: Built-in control panel
- Humidity sensor

	Unit of measurement	TwinFresh Atmo mini M		
Connected air duct size	mm	100		
Speed	-	3		
Phases	-	1		
Minimum supply voltage	V	100		
Maximum supply voltage	V	240		
Power supply frequency	Hz	50/60		
Rated power	W	1.0	1.6	3.0
Unit current	A	0.02	0.03	0.04
Air flow in ventilation mode	m ³ /h	8	16	25
Air flow in heat recovery mode	m ³ /h	4	8	13
Sound pressure level LpA at 3 m	dB(A)	10	16	23
Sound pressure level LpA at 1 m	dB(A)	20	26	33
Heat recovery efficiency, max	%	81		
Heat exchanger material	-	Ceramic		
Filter	-	ISO Coarse >50% (G3) (ISO Coarse >60% (G4), ISO ePM1 60% (F7) optional)		
Transported air temperature (max)	°C	40		
Transported air temperature (min)	°C	-15		
Ingress protection rating	-	IP24		









ErP compliance	-	2016, 2018
Cold - Specific energy consumption (SEC)	kWh/(m ² /a)	81.5
SEC Class Cold	-	A+
Average - Specific energy consumption (SEC)	kWh/(m ² /a)	40.9
SEC Class Average	-	A
Warm - Specific energy consumption (SEC)	kWh/(m ² /a)	17.7
SEC Class Warm	-	E
Unit category	-	RVU
Type of ventilation unit	-	Bidirectional
Type of drive installed	-	Variable speed
Type of heat recovery system	-	Regenerative
Thermal efficiency of heat recovery	%	71
Maximum flow rate	m ³ /h	25
Electric power input	W	3
Reference flow rate	m ³ /s	0.004
Specific power input (SPI)	W/(m ³ /h)	0.1
Control typology	-	Local demand control
Airflow sensitivity at +20 Pa and -20 Pa	%	0.3
The indoor/outdoor air tightness	m ³ /h	2.7
Cold - The annual electricity consumption (AEC)	kWh/a	58
Average - The annual electricity consumption (AEC)	kWh/a	58
Warm - Jährlicher Stromverbrauch (JSV)	kWh/a	58
Cold - The annual heating saved (AHS)	kWh/a	83
The annual heating saved (AHS) Average	kWh/a	42
The annual heating saved (AHS) Warm	kWh/a	19
Sound power level	dB(A)	42
Declared typology	-	RVU BVU












Dimensions



Accessories

Other accessories

Name	Photo	Description
EH-14 white 100		Plastic outer hood
EH-14 black 100		Plastic outer hood
EH-14 grey 100		Plastic outer hood
EH-14 terracotta 100		Plastic outer hood
EH-14 brown 100		Plastic outer hood
EH-14 beige 100		Plastic outer hood
EH-14 chrome 100		Plastic outer hood
EH-17 white 100		Plastic outer hood

EH-17 black 100		Plastic outer hood
EH-17 grey 100		Plastic outer hood
EH-17 terracotta 100		Plastic outer hood
EH-17 brown 100		Plastic outer hood
EH-17 beige 100		Plastic outer hood
EH-2 grey 100		Outer hood for thin walls
EH-2 chrome 100		Outer hood for thin walls
NP white 100		Angular mounting kit
NP chrome 100		Angular mounting kit
RC TwinFresh Atmo		Remote control
SFC3 TwinFresh G3		G3 filter kit (2 pcs.)

Flat duct

Name	Photo	Description
1810		Wall mounting