

TwinFresh Style Wi-Fi



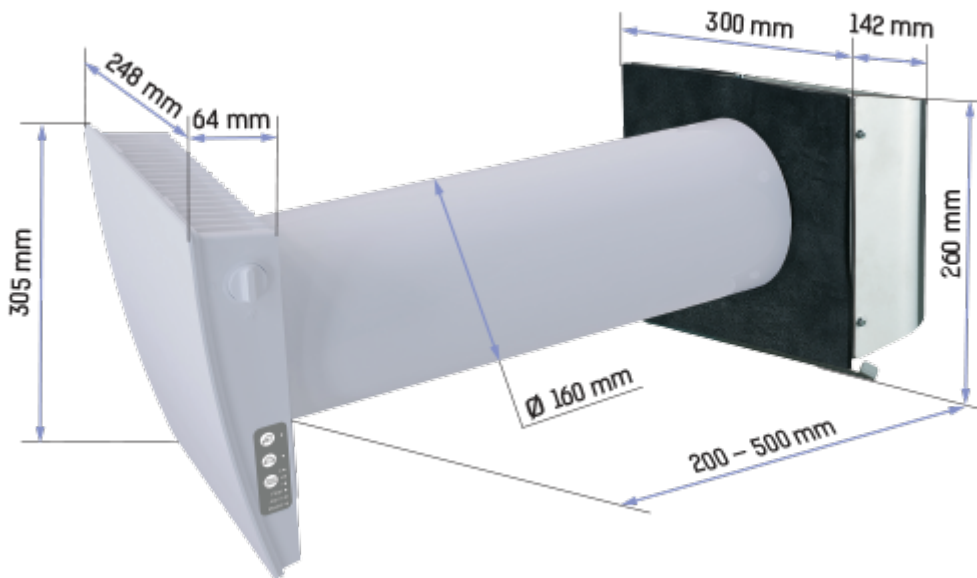
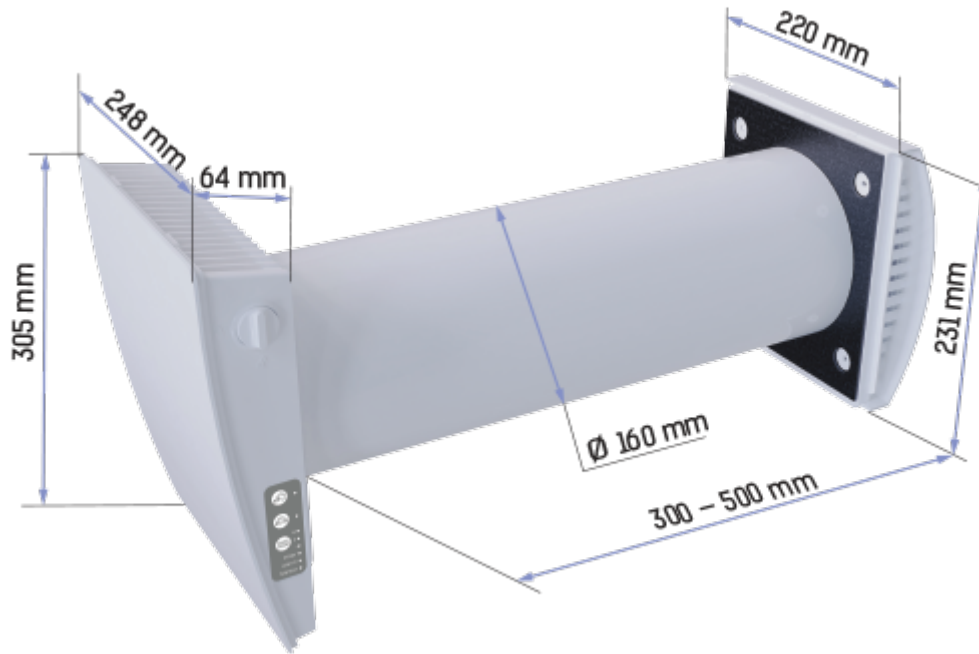
Style WiFi is an up-to-date and efficient solution to create a comfortable indoor climate and air exchange in refurbished premises, recently settled houses or renovated flats

- Air flow in heat recovery mode: 25
- Sound pressure level LpA at 3 m: 26
- Sound pressure level LpA at 1 m: 35
- Heat exchanger type: Regenerative
- Filter: G3 (G4 F7 optional)
- Sound insulation
- Motor type: EC
- Control: Smartphone
- Casing material: Plastic
- Humidity sensor

	Unit of measurement	TwinFresh Style Wi-Fi		
Speed	-	3		
Minimum supply voltage	V	100		
Maximum supply voltage	V	240		
Power supply frequency	Hz	50/60		
Rated power	W	2.00	3.50	5.50
Unit current	A	0.03	0.03	0.06
Air flow in ventilation mode	m ³ /h	15	35	50
Air flow in heat recovery mode	m ³ /h	8	15	25
Sound pressure level LpA at 3 m	dB(A)	1	19	26
Sound pressure level LpA at 1 m	dB(A)	10	28	35
Heat recovery efficiency, max	%	90		
Heat exchanger type	-	Regenerative		
Filter	-	G3 (G4 F7 optional)		
Transported air temperature (max)	°C	40		
Transported air temperature (min)	°C	-20		
Ambient air temperature min	°C	1		
Ambient air temperature max	°C	40		
Ambient air humidity max	%	65		

Ingress protection rating	-	IP24
---------------------------	---	------




Dimensions














Accessories




Plastic

Name	Photo	Description
------	-------	-------------



EH-14 white 160		Plastic outer hood
EH-14 chrome 160		Plastic outer hood
MVVM 162 05		Outer ventilation hood

Other accessories

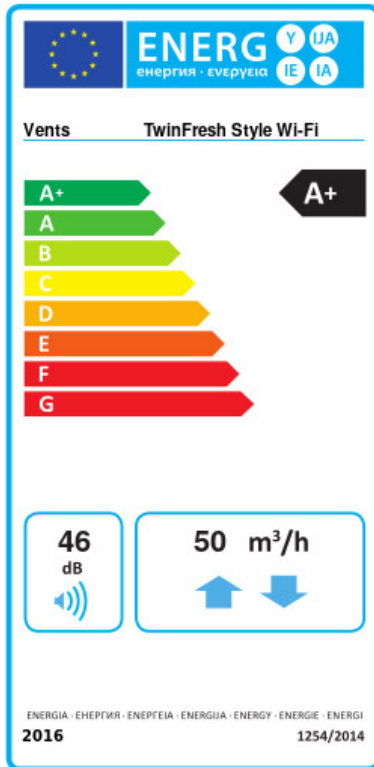
Name	Photo	Description
EH-2 grey 160		Outer hood for thin walls
EH-2 chrome 160		Outer hood for thin walls
EH-13 white 160		Outer hood for cold climate
EH-13 chrome 160		Outer hood for cold climate
NP white 160		Angular mounting kit
NP chrome 160		Angular mounting kit
Duct 160-500		Air duct
Duct 160-700		Air duct
T TwinFresh Style		Cardboard template for indoor installation of the unit
RK1 TwinFresh		Remote control
KV TwinFresh Style		Wi-Fi sensor control panel

SF2 TwinFresh G3		G3 filter kit (2 pcs.)
SF2 TwinFresh G4		Coarse filter G4 Contents: • plastic filter holder (1 pc.) • G4 filter (1 pc.)
SF2 TwinFresh F7		Fine filter F7 Contents: • plastic filter holder (1 pc.) • F7 filter (1 pc.) The F7 filter reduces air flow to 40 m ³ /h

Sensors

Name	Photo	Description
CO2-1		CO2 sensors
CO2-2		CO2 sensors

Ecodesign



Trademark	Vents					
Model	TwinFresh Style Wi-Fi					
Specific energy consumption (SEC) (kWh/(m ² /a))	Cold		Average		Warm	
	-86.4	A+	-43.5	A+	-18.9	E
Type of ventilation unit	Bidirectional					
Type of drive installed	Variable speed					
Type of heat recovery system	Regenerative					
Thermal efficiency of heat recovery (%)	82					
Maximum flow rate (m ³ /h)	50					
Electric power input (W)	5.5					
Reference flow rate (m ³ /s)	0.01					
Specific power input (SPI) (W/(m ³ /h))	0.1					
Control typology	Local demand control					
Airflow sensitivity at +20 Pa and -20 Pa (%)	0.24					
The indoor/outdoor air tightness (m ³ /h)	2.9					
Declared typology	RVU BVU					
Sound power level (dB(A))	46					
The annual electricity consumption (AEC) (kWh/a)	Cold		Average		Warm	
	58		58		58	
The annual heating saved (AHS) (kWh/a)	Cold		Average		Warm	
	88		45		20	