


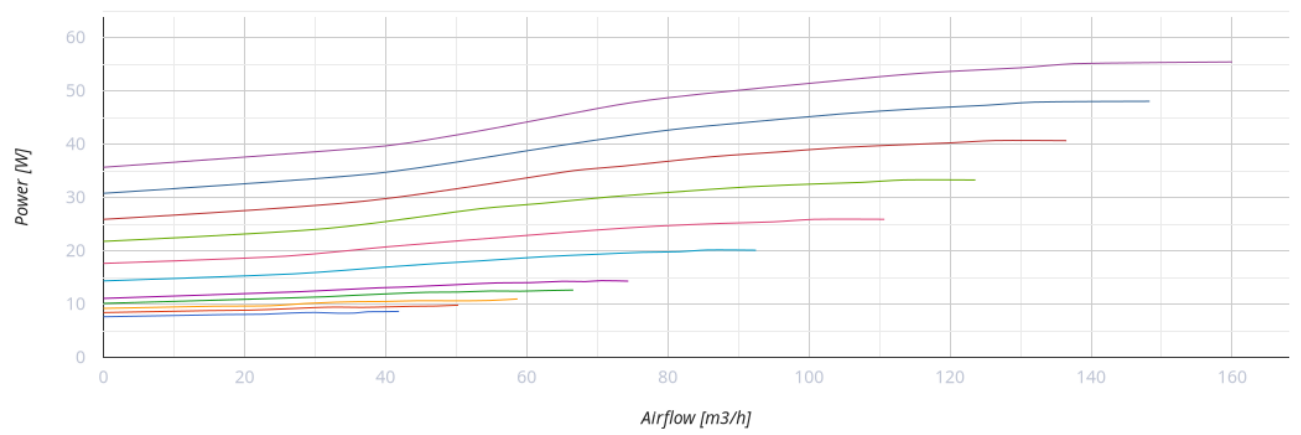
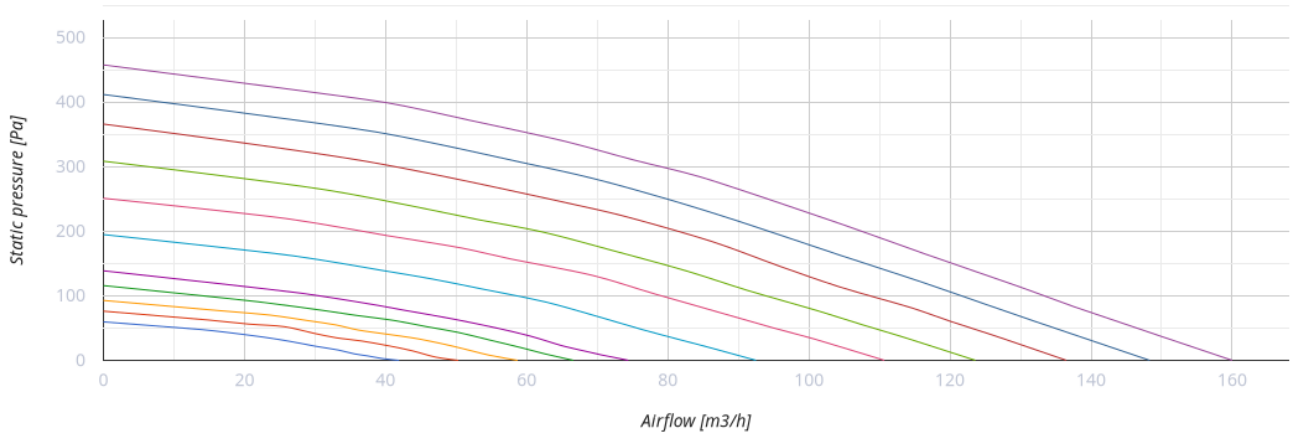
# Uni ERV L A21



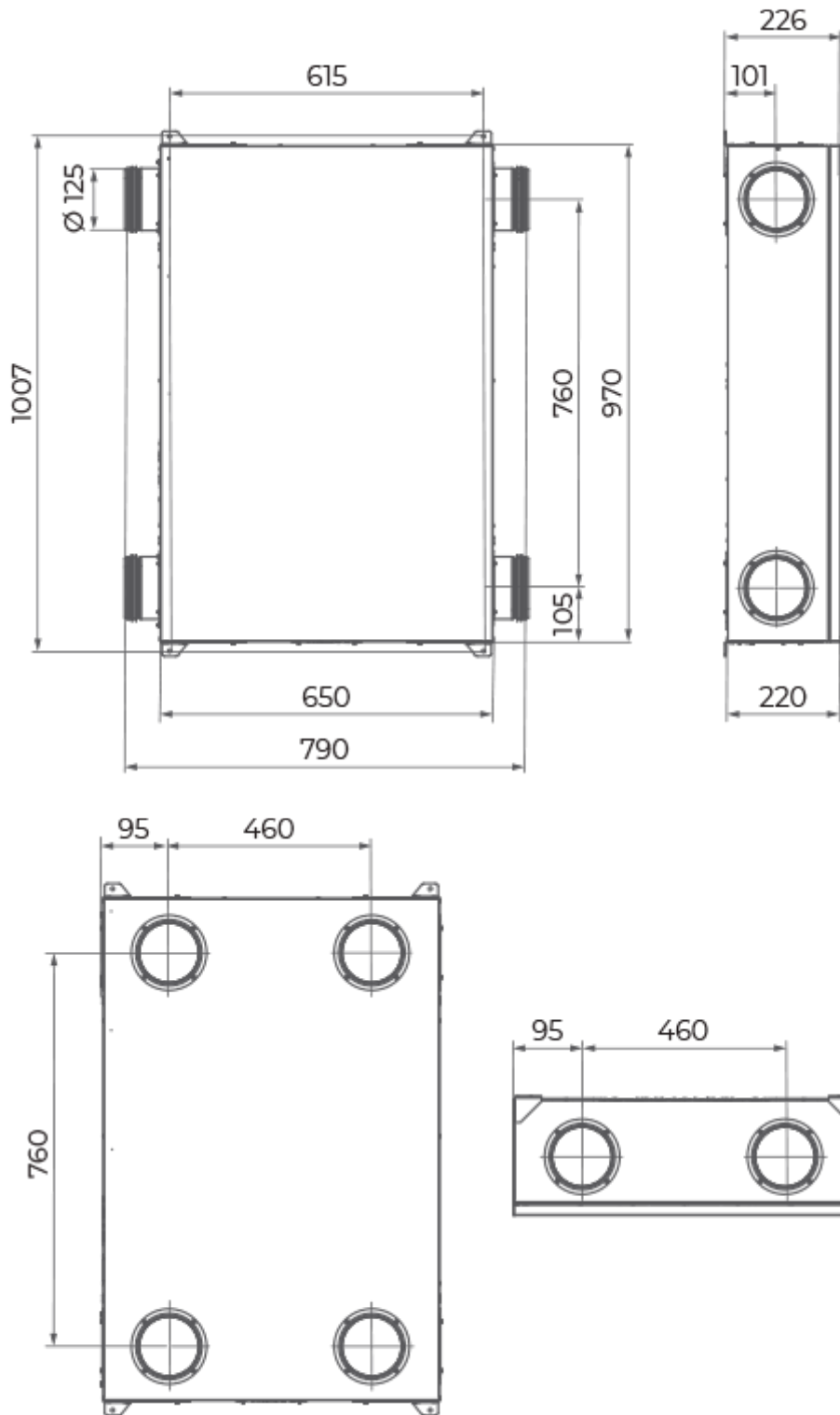
Hybrid decentralized universal installation type unit for single-room apartments with an air flow of up to 160 m<sup>3</sup>/h

- Maximum airflow: 160
- Sound pressure level LpA at 3 m: 33
- Sound pressure level LpA at 1 m: 42
- Heat exchanger type: Counter flow
- Extract filter: Coarse 90% / G4
- Supply filter: ePM1 70% / F7 (G4 option)
- Sound insulation
- Motor type: EC
- Enthalpy heat exchanger
- Bypass: Auto
- BMS protocol: ModBus
- Control: Smartphone
- Casing material: Galvanized steel
- Humidity sensor: Optional
- CO2 sensor: Optional
- VOC sensor: Optional
- PM2.5 sensor: Optional
- Temperature sensor: Built-in

	Unit of measurement	Uni ERV L A21		
Connected air duct size	mm	125		
Speed	-	3		
Minimum supply voltage	V	230		
Maximum supply voltage	V	230		
Power supply frequency	Hz	50/60		
Rated power	W	58		
Unit current	A	0.5		
Maximum airflow	m <sup>3</sup> /h	60	90	160
Sound pressure level LpA at 3 m	dB(A)	33		
Sound pressure level LpA at 1 m	dB(A)	42		
Heat recovery efficiency, max	%	89		
Heat exchanger type	-	Counter flow		
Heat exchanger material	-	Enthalpy		
Weight	kg	31		
Extract filter	-	Coarse 90% / G4		
Supply filter	-	ePM1 70% / F7 (G4 option)		
Transported air temperature (max)	°C	40		
Transported air temperature (min)	°C	-25		



## Dimensions






## Accessories

### Other accessories







Name	Photo	Description
SF 233x175x22 G4		Panel filter G4

SF 233x175x22 F7		F7 panel filter
------------------	---	-----------------


### Control Panels for AHU

Name	Photo	Description
<a href="#">A22</a>		Control panels for controlling industrial and residential air handling units
<a href="#">A22 WIFI</a>		Control panels for controlling industrial and residential air handling units
<a href="#">A25</a>		Touch screen control panel for controlling industrial and residential air handling units

### Sensors




Name	Photo	Description
<a href="#">HV2</a>		Humidity sensor
<a href="#">HR-S</a>		Electro-mechanical humidistat
<a href="#">CO2-1</a>		CO2 sensors
<a href="#">CO2-2</a>		CO2 sensors
<a href="#">CO2-3</a>		CO2 sensor
<a href="#">DPWC11200</a>		Humidity sensor

### VOC sensors

Name	Photo	Description
<a href="#">DPWQ30600</a>		VOC sensors

<a href="#">DPWQ40200</a>		CO2 sensor
---------------------------	---	------------

### Electrical heaters

Name	Photo	Description
<a href="#">NKD 125-0,6-1 A21 V.2</a>		Inline supply air reheaters with external control
<a href="#">NKD 125-0,8-1 A21 V.2</a>		Inline supply air reheaters with external control
<a href="#">NKD 125-1,2-1 A21 V.2</a>		Inline supply air reheaters with external control