

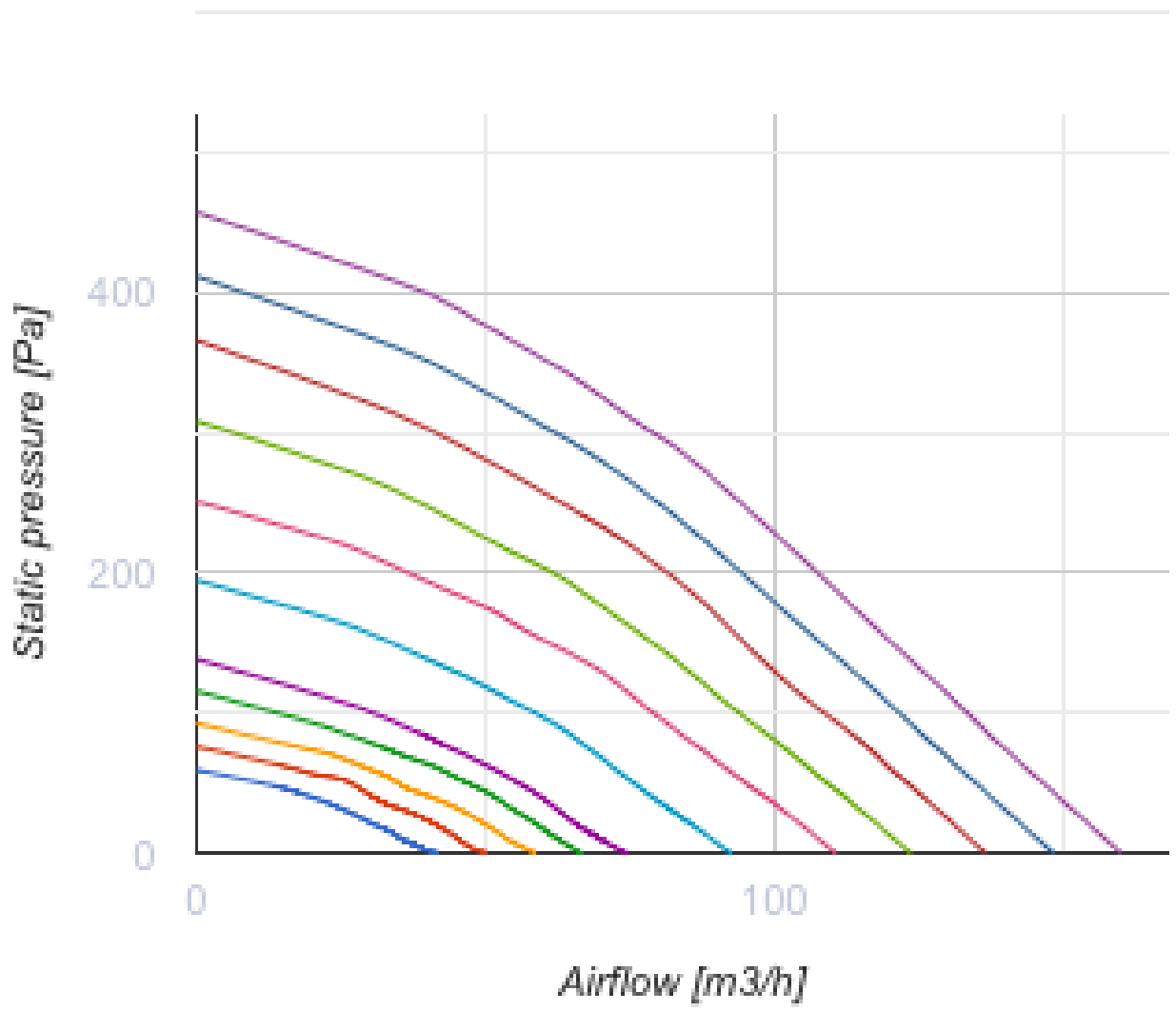
# Uni Max A21

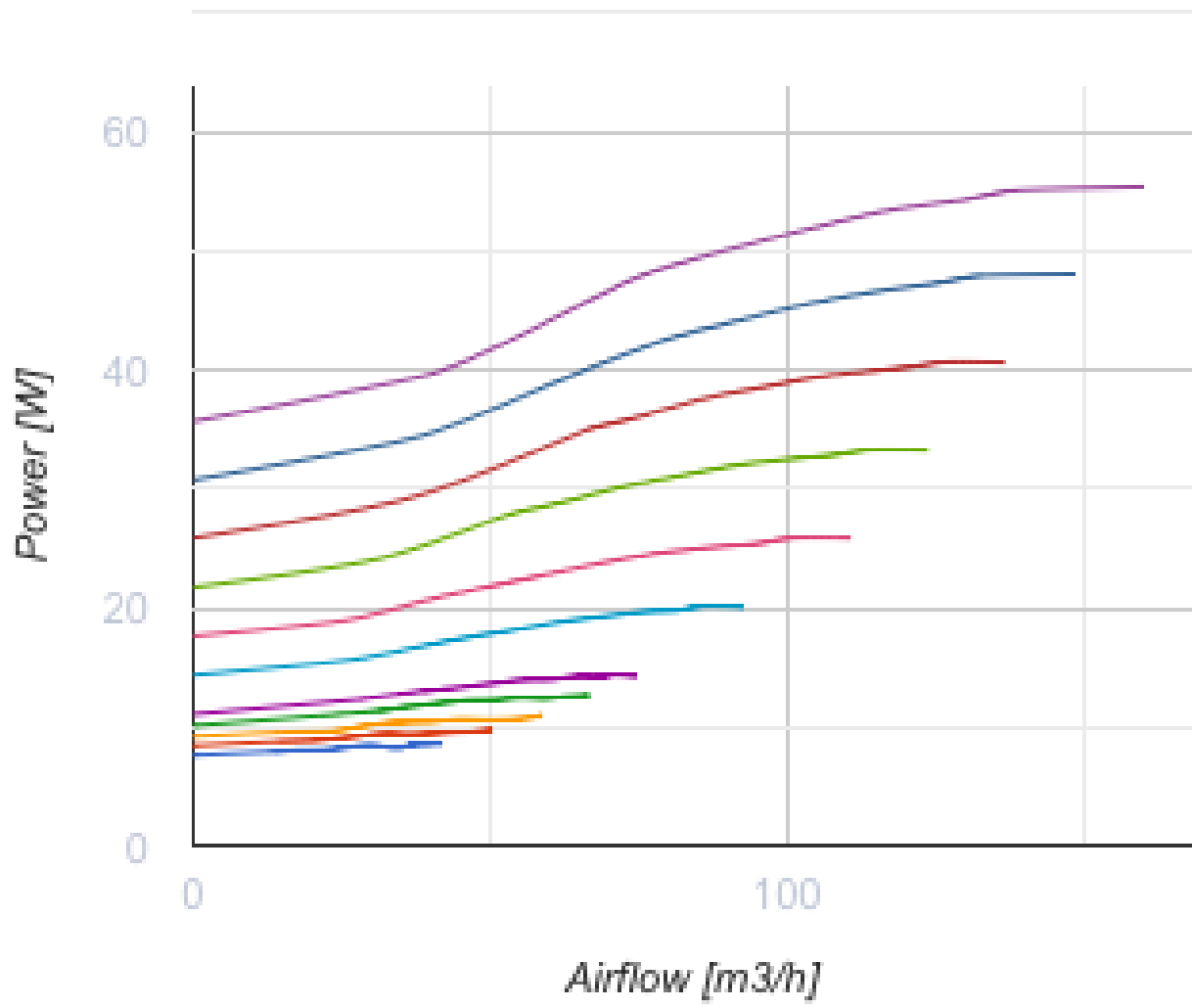


Decentralized unit for the small offices, facilities, classrooms and living spaces.

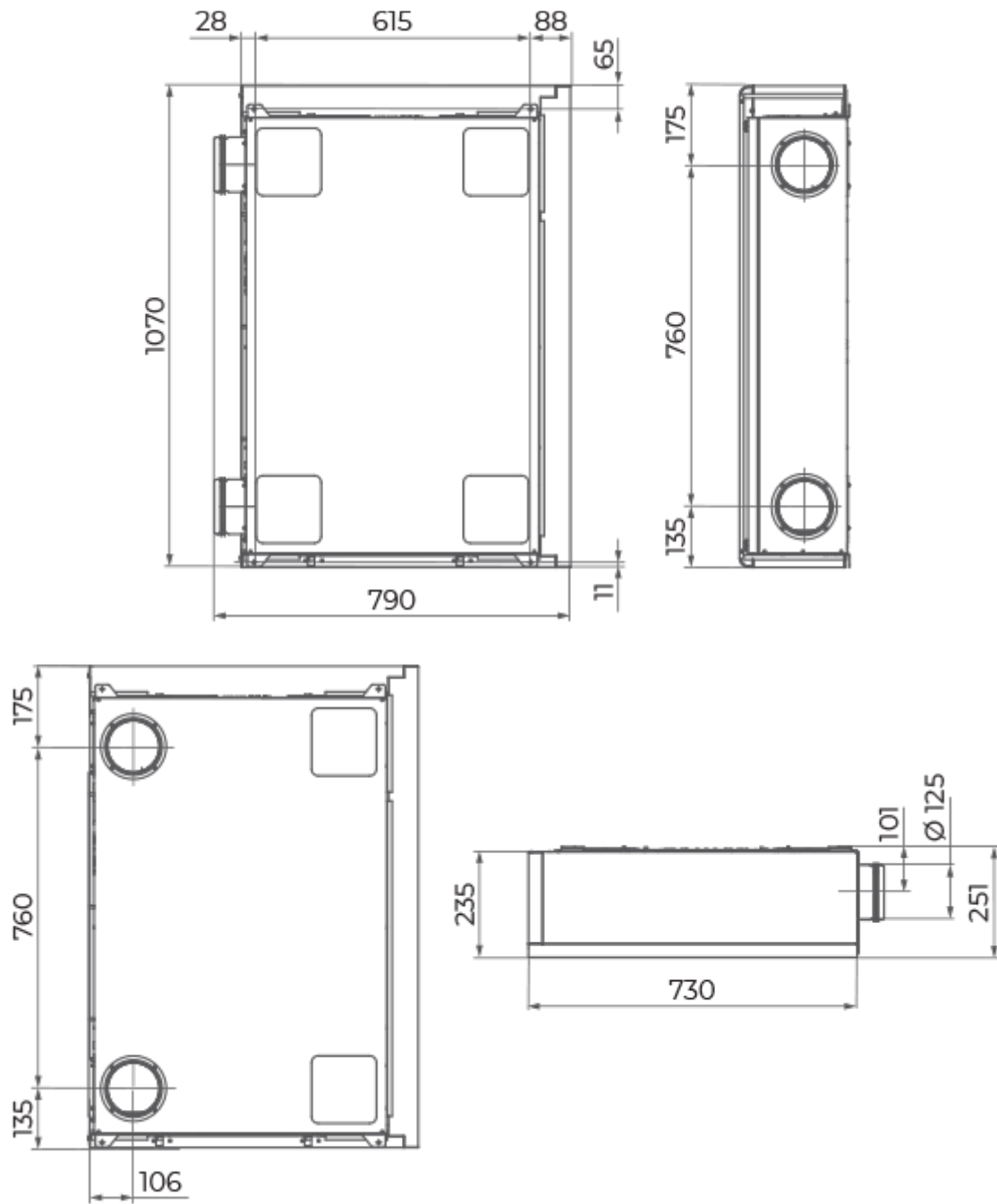
- Maximum airflow: 160
- Sound pressure level LpA at 3 m: 32
- Sound pressure level LpA at 1 m: 42
- Heat exchanger type: Counter flow
- Extract filter: Coarse 90% / G4
- Supply filter: ePM1 70% / F7 (G4 option)
- Sound insulation
- Motor type: EC
- Bypass: Auto
- BMS protocol: ModBus
- Control: Smartphone
- Casing material: Galvanized steel
- Humidity sensor: Optional
- CO2 sensor: Optional
- VOC sensor: Optional
- Temperature sensor: Built-in

|                                   | Unit of measurement | Uni Max A21               |    |     |
|-----------------------------------|---------------------|---------------------------|----|-----|
| Connected air duct size           | mm                  | 125                       |    |     |
| Speed                             | -                   | 3                         |    |     |
| Minimum supply voltage            | V                   | 230                       |    |     |
| Maximum supply voltage            | V                   | 230                       |    |     |
| Power supply frequency            | Hz                  | 50/60                     |    |     |
| Rated power                       | W                   | 58                        |    |     |
| Unit current                      | A                   | 0.5                       |    |     |
| Maximum airflow                   | m <sup>3</sup> /h   | 60                        | 90 | 160 |
| Sound pressure level LpA at 3 m   | dB(A)               | 32                        |    |     |
| Sound pressure level LpA at 1 m   | dB(A)               | 42                        |    |     |
| Heat recovery efficiency, max     | %                   | 95                        |    |     |
| Heat exchanger type               | -                   | Counter flow              |    |     |
| Heat exchanger material           | -                   | Polystyrene               |    |     |
| Weight                            | kg                  | 47                        |    |     |
| Extract filter                    | -                   | Coarse 90% / G4           |    |     |
| Supply filter                     | -                   | ePM1 70% / F7 (G4 option) |    |     |
| Transported air temperature (max) | °C                  | 40                        |    |     |
| Transported air temperature (min) | °C                  | -25                       |    |     |







## Dimensions






## Accessories







### Other accessories

| Name             | Photo   | Description     |
|------------------|---|-----------------|
| SF 233x175x22 G4 |  | Panel filter G4 |
| SF 233x175x22 F7 |  | F7 panel filter |



### Control Panels for AHU

| Name                     | Photo   | Description   |
|--------------------------|---|---|
| <a href="#">A22</a>      |  | The A22/A22 WiFi control panels are used for control of industrial and domestic air handling units with an A21 automation system. |
| <a href="#">A22 WiFi</a> |  | The A22/A22 WiFi control panels are used for control of industrial and domestic air handling units with an A21 automation system. |
| <a href="#">A25</a>      |  | The control panel with a sensor display   |

## Sensors




| Name                      | Photo   | Description                    |
|---------------------------|---|--------------------------------|
| <a href="#">HV2</a>       |    | Humidity sensor                |
| <a href="#">HR-S</a>      |    | Electro-mechanical humidistats |
| <a href="#">CO2-1</a>     |  | CO2 sensors                    |
| <a href="#">CO2-2</a>     |  | CO2 sensors                    |
| <a href="#">CO2-3</a>     |  | CO2 sensor                     |
| <a href="#">DPWC11200</a> |  | Humidity sensor                |

## VOC sensors

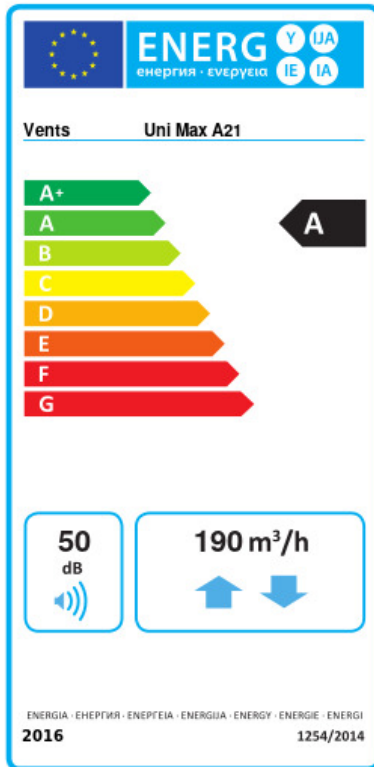
| Name                      | Photo   | Description |
|---------------------------|---|-------------|
| <a href="#">DPWQ30600</a> |  | VOC sensors |
| <a href="#">DPWQ40200</a> |  | CO2 sensor  |

## Electrical heaters

| Name | Photo | Description |
|------|-------|-------------|
|------|-------|-------------|

|                                       |   |   |
|---------------------------------------|---|---|
| <a href="#">NKD 125-0,6-1 A21 V.2</a> |  | Duct heater for supply air post-heating with external control |
| <a href="#">NKD 125-0,8-1 A21 V.2</a> |  | Duct heater for supply air post-heating with external control |
| <a href="#">NKD 125-1,2-1 A21 V.2</a> |  | Duct heater for supply air post-heating with external control |

## Ecodesign



|   |                      |    |         |   |       |   |
|---|----------------------|----|---------|---|-------|---|
| Trademark   | Vents                |    |         |   |       |   |
| Model   | Uni Max A21          |    |         |   |       |   |
| Specific energy consumption (SEC) (kWh/(m <sup>2</sup> /a)) | Cold                 |    | Average |   | Warm  |   |
|   | -76.3                | A+ | -40.1   | A | -16.7 | E |
| Type of ventilation unit                                    | Bidirectional        |    |         |   |       |   |
| Type of drive installed                                     | Variable speed       |    |         |   |       |   |
| Type of heat recovery system                                | Recuperative         |    |         |   |       |   |
| Thermal efficiency of heat recovery (%)                     | 76                   |    |         |   |       |   |
| Maximum flow rate (m <sup>3</sup> /h)                       | 190                  |    |         |   |       |   |
| Electric power input (W)                                    | 58                   |    |         |   |       |   |
| Reference flow rate (m <sup>3</sup> /s)                     | 0.038                |    |         |   |       |   |
| Specific power input (SPI) (W/(m <sup>3</sup> /h))          | 0.207                |    |         |   |       |   |
| Control typology  | Local demand control |    |         |   |       |   |
| Maximum internal leakage rates (%)                          | 2.7                  |    |         |   |       |   |
| Maximum external leakage rates (%)                          | 2.7                  |    |         |   |       |   |
| Airflow sensitivity at +20 Pa and -20 Pa (%)                | 0                    |    |         |   |       |   |
| Declared typology   | RVU BVU              |    |         |   |       |   |
| Sound power level (dB(A))                                   | 50                   |    |         |   |       |   |
| The annual electricity consumption (AEC) (kWh/a)            | Cold                 |    | Average |   | Warm  |   |
|   | 703                  |    | 166     |   | 121   |   |
| The annual heating saved (AHS) (kWh/a)                      | Cold                 |    | Average |   | Warm  |   |
|   | 8517                 |    | 4354    |   | 1969  |   |