

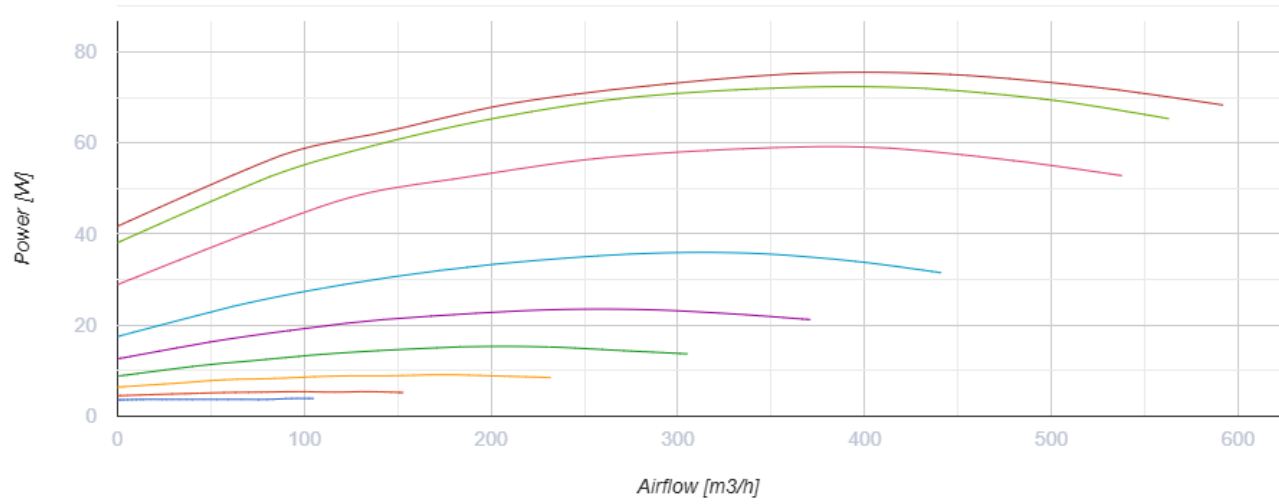
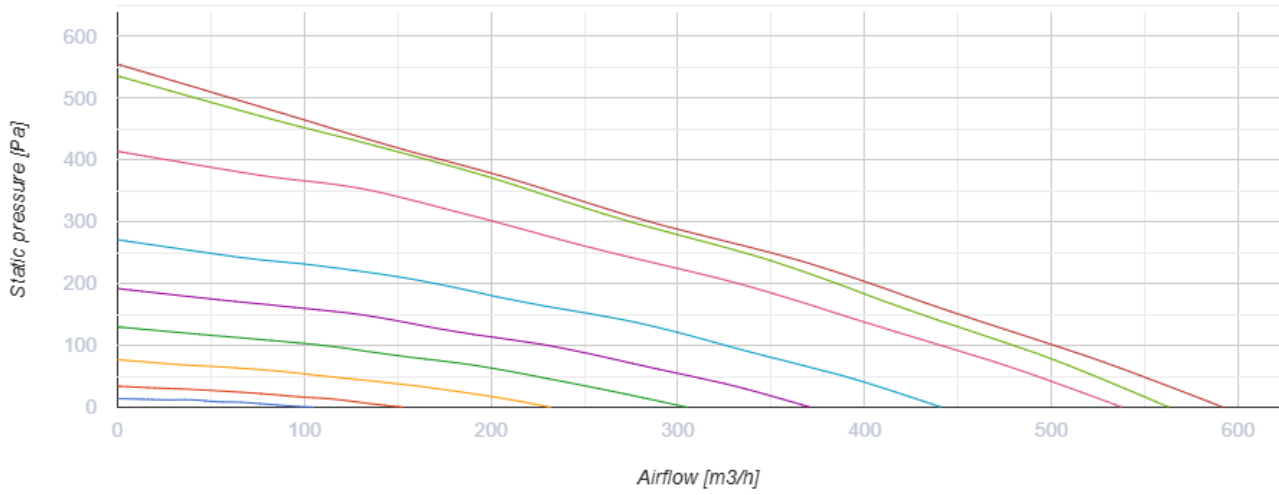
# VKM 150 EC E



Inline centrifugal fans in steel casing

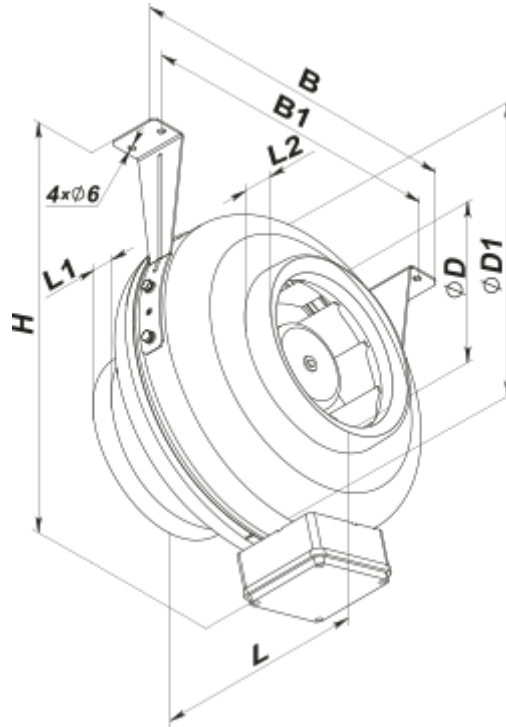
- Maximum airflow: 592
- Sound pressure level LpA at 3 m: 45
- Motor type: EC
- Impeller type: Centrifugal backward curved blades
- Casing material: Coated steel
- Installation in any position

	Unit of measurement	VKM 150 EC E
Connected air duct size	mm	150
Speed	-	1
Minimum supply voltage	V	230
Maximum supply voltage	V	230
Power supply frequency	Hz	50/60
Rated power	W	75
Unit current	A	0.64
Maximum airflow	m <sup>3</sup> /h	592
Sound pressure level LpA at 3 m	dB(A)	45
Transported air temperature (max)	°C	45
Transported air temperature (min)	°C	-25
Ingress protection rating	-	IPX4

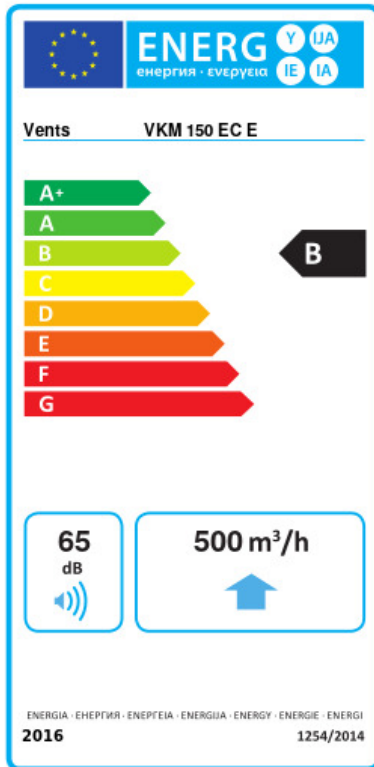


## Dimensions

ØD	ØD1	B	B1	H	L	L1	L2	L3
149	305	360	320	365	240	25	25	30



## Ecodesign



Trademark	Vents					
Model	VKM 150 EC E					
Specific energy consumption (SEC) (kWh/(m <sup>2</sup> /a))	Cold		Average		Warm	
	-54	A+	-26.9	B	-11.4	E
Type of ventilation unit	Unidirectional					
Type of drive installed	Variable speed					
Type of heat recovery system	None					
Maximum flow rate (m <sup>3</sup> /h)	500					
Electric power input (W)	73					
Reference flow rate (m <sup>3</sup> /s)	0.097					
Reference pressure difference (Pa)	50					
Specific power input (SPI) (W/(m <sup>3</sup> /h))	0.103					
Control typology	Local demand control					
Maximum external leakage rates (%)	2.7					
Declared typology	RVU UVU					
Sound power level (dB(A))	65					
The annual electricity consumption (AEC) (kWh/a)	Cold		Average		Warm	
	54		54		54	
The annual heating saved (AHS) (kWh/a)	Cold		Average		Warm	
	5536		2830		1280	