

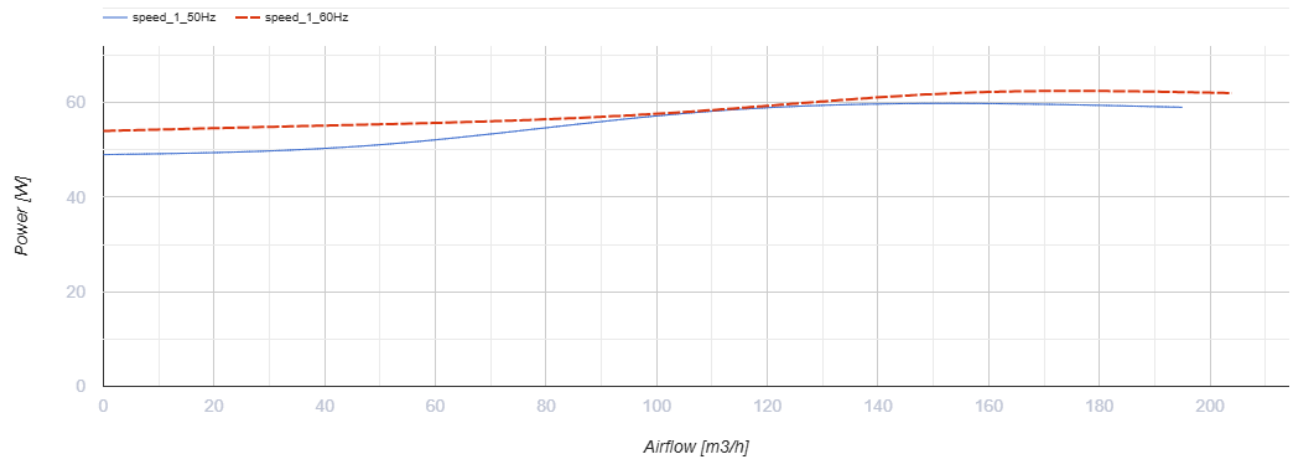
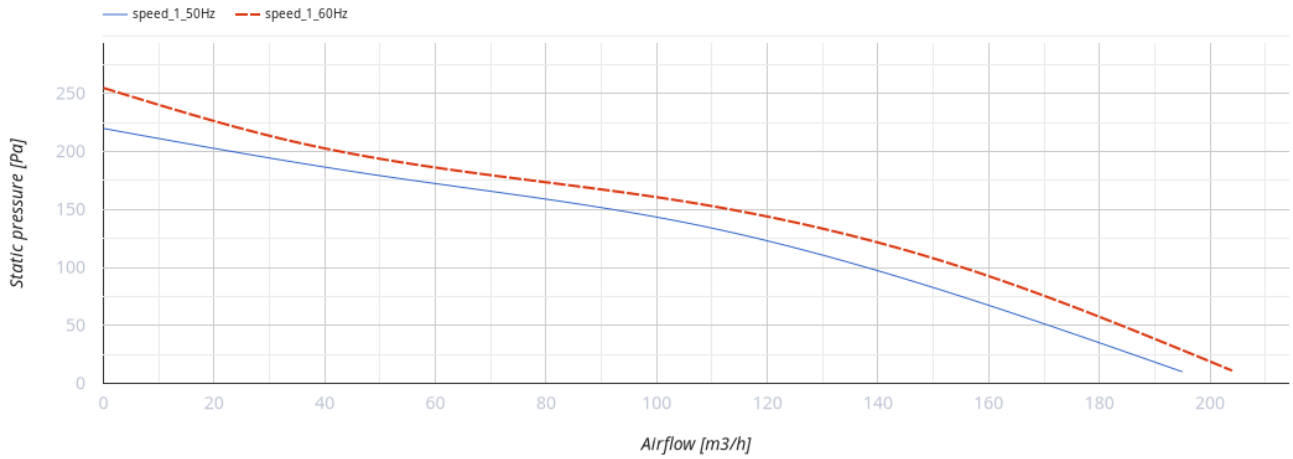
## VKMz 100 Q



Inline centrifugal fans in galvanized casing

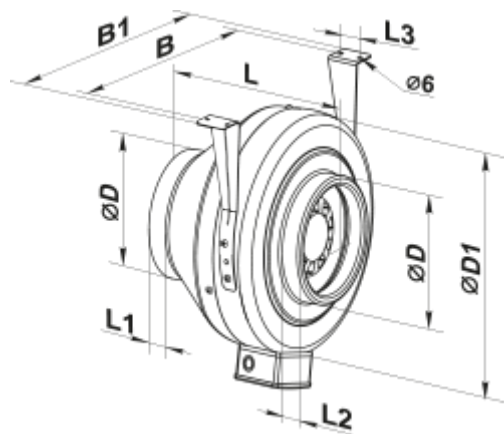
- Maximum airflow: 230
- Sound pressure level LpA at 3 m: 35
- Motor type: AC
- Impeller type: Centrifugal backward curved blades
- Casing material: Polypropylene/Thermoplastic elastomer
- Installation in any position

|  | Unit of measurement | VKMz 100 Q |
|--|---------------------|------------|
| Connected air duct size                | mm                  | 100        |
| Speed                                  | -                   | 1          |
| Minimum supply voltage                 | V                   | 220        |
| Maximum supply voltage                 | V                   | 240        |
| Power supply frequency                 | Hz                  | 50/60      |
| Rated power                            | W                   | 42         |
| Unit current                           | A                   | 0.19       |
| Maximum airflow                        | m <sup>3</sup> /h   | 230        |
| Sound pressure level LpA at 3 m        | dB(A)               | 35         |
| Weight                                 | kg                  | 2.5        |
| Transported air temperature (max)      | °C                  | 55         |
| Transported air temperature (min)      | °C                  | -25        |
| Ingress protection rating              | -                   | IPX4       |
| Ingress protection rating of the drive | -                   | IP44       |

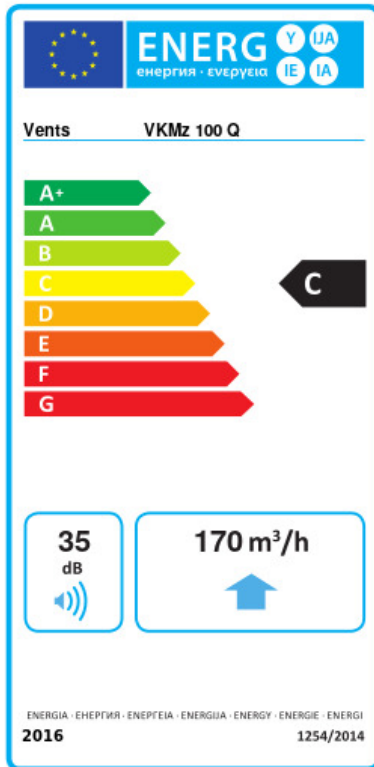


## Dimensions

| ØD | ØD1 | B   | B1  | L   | L1 | L2 | L3 |
|----|-----|-----|-----|-----|----|----|----|
| 98 | 237 | 253 | 293 | 202 | 23 | 22 | 30 |



## Ecodesign



|   |                      |    |         |   |      |   |
|---|----------------------|----|---------|---|------|---|
| Trademark   | Vents                |    |         |   |      |   |
| Model   | VKMz 100 Q           |    |         |   |      |   |
| Specific energy consumption (SEC) (kWh/(m <sup>2</sup> /a)) | Cold                 |    | Average |   | Warm |   |
|   | -52.2                | A+ | -25.1   | C | -9.6 | F |
| Type of ventilation unit                                    | Unidirectional       |    |         |   |      |   |
| Type of drive installed                                     | Variable speed       |    |         |   |      |   |
| Type of heat recovery system                                | None                 |    |         |   |      |   |
| Maximum flow rate (m <sup>3</sup> /h)                       | 170                  |    |         |   |      |   |
| Electric power input (W)                                    | 41                   |    |         |   |      |   |
| Reference flow rate (m <sup>3</sup> /s)                     | 0.033                |    |         |   |      |   |
| Reference pressure difference (Pa)                          | 50                   |    |         |   |      |   |
| Specific power input (SPI) (W/(m <sup>3</sup> /h))          | 0.241                |    |         |   |      |   |
| Control typology  | Local demand control |    |         |   |      |   |
| Maximum external leakage rates (%)                          | 2.7                  |    |         |   |      |   |
| Declared typology   | RVU UVU              |    |         |   |      |   |
| Sound power level (dB(A))                                   | 35                   |    |         |   |      |   |
| The annual electricity consumption (AEC) (kWh/a)            | Cold                 |    | Average |   | Warm |   |
|   | 128                  |    | 128     |   | 128  |   |
| The annual heating saved (AHS) (kWh/a)                      | Cold                 |    | Average |   | Warm |   |
|   | 5536                 |    | 2830    |   | 1280 |   |